ภาคผนวก ค-9

คุณภาพดินหลังเปิดดำเนินการ

Analysis / Test Report

Client : Rojana Industrial Park Prachinburi Co., Ltd.
141 Moo12, Tambol Hua-Wa, Amphur Sirmahaphot, Prachinburi Thailand 25140
P/O : RJN.PJ-025/68
Project Name : Prachinburi
Project Location :

Lot ID: 2611977
Date Received : Mar 26, 2026
Date Reported : Apr 06, 2026
Report Number : 3503763-1

Sample Number	2611977-1
Sampled Date	Mar 26, 2026 11:49 AM
Sample Description	Soil
Location	S1 : พื้นที่ตีเยียวทิศเหนือของพื้นที่โครงการ (GPS 47P 0772390,1533602)
Date Analysis Commenced	Mar 28, 2026
Condition of Sample	Packed in one plastic bag and one amber glass bottle, sample containers comply to pretreatment - preservation standards (APHA, USEPA)

Analyte	Unit	LOD	LOQ (LOR)	Result	Guideline / Specification	Method	Testing Location
Metals Testing							
Arsenic	mg/kg	-	0.50	11.6	≤25	United States Environmental Protection Agency, EPA Method 3050 B and 6010 D	Bangkok
Cadmium	mg/kg	-	0.50	<0.50	≤762	United States Environmental Protection Agency, EPA Method 3050 B and 6010 D	Bangkok
Hexavalent Chromium	mg/kg	-	0.25	<0.25	≤212	United States Environmental Protection Agency, EPA Method 3060 A and 7196 A	Bangkok
Lead	mg/kg	-	1.00	11.4	≤800	United States Environmental Protection Agency, EPA Method 3050 B and 6010 D	Bangkok
Manganese	mg/kg	-	1.00	4473	≤19640	United States Environmental Protection Agency, EPA Method 3050 B and 6010 D	Bangkok
Mercury	mg/kg	-	0.10	<0.10	≤263	United States Environmental Protection Agency, EPA Method 7473	Bangkok
Nickel	mg/kg	-	1.00	196	≤5205	United States Environmental Protection Agency, EPA Method 3050 B and 6010 D	Bangkok
Selenium	mg/kg	-	0.50	1.42	≤4380	United States Environmental Protection Agency, EPA Method 3050 B and 6010 D	Bangkok
Zinc	mg/kg	-	1.00	25.1	No Standard	United States Environmental Protection Agency, EPA Method 3050 B and 6010 D	Bangkok
Physical Parameters							
Moisture	%	-	0.1	6.6	No Standard	In-house method based on Standard Methods for the Examination of Water and Wastewater. APHA, AWWA & WEF, 24th ed., 2023, part 2540 G	Bangkok

Guideline : Notification of National Environmental Board B.E. 2564 (2021), published in the Royal Government Gazette No. 138 Special Part 54 D dated March 11, B.E.2564
Class 2: Soil usage for commercial, agricultural and others.

Results apply to the sample(s) as submitted, unless the sampling was conducted by ALS. The report shall not be reproduced except in full without the written approval of the laboratory.

Approved by
Chanattagarn Imchom
Section Head

Analysis / Test Report

Client : Rojana Industrial Park Prachinburi Co., Ltd.
141 Moo12, Tambol Hua-Wa, Amphur Sirmahaphot, Prachinburi Thailand 25140
P/O : RJN.PJ-025/68
Project Name : Prachinburi
Project Location :

Lot ID: 2611977
Date Received : Mar 26, 2026
Date Reported : Apr 06, 2026
Report Number : 3503763-1

Sampling By : Kardbundit Kitisupavanit

Remark :
- LOD : Limit of Detection
- "<" : Lower than LOQ (Limit of Quantitation) / LOR (Limit of Reporting)

Results apply to the sample(s) as submitted, unless the sampling was conducted by ALS. The report shall not be reproduced except in full without the written approval of the laboratory.

Approved by
Chanattagarn Imchom
Section Head

ADDRESS 104 Phatthanakan 40, Phatthanakan Rd., Khwaeng Phatthanakan, Khet Suan Luang, Bangkok 10250 Thailand | PHONE +66 0 2760 3000 | FAX +66 0 2760 3197
ALS LABORATORY GROUP (THAILAND) CO., LTD. An ALS Limited Company
Life Sciences www.alsglobal.com
RIGHT SOLUTIONS RIGHT PARTNER
9415-43/ EMAIL S:\Reports_All_GL.rpt (6:44PM)

Analysis / Test Report

Client : Rojana Industrial Park Prachinburi Co., Ltd.
141 Moo12, Tambol Hua-Wa, Amphur Sirmahaphot, Prachinburi Thailand 25140
P/O : RJN.PJ-025/68
Project Name : Prachinburi
Project Location :

Lot ID: 2611977
Date Received : Mar 26, 2026
Date Reported : Apr 06, 2026
Report Number : 3503763-1

Sample Number	2611977-2
Sampled Date	Mar 26, 2026 11:00 AM
Sample Description	Soil
Location	S2 : พื้นที่สีเขียวด้านทิศตะวันออกของพื้นที่โครงการ (GPS 47P 0772998,1532574)
Date Analysis Commenced	Mar 28, 2026
Condition of Sample	Packed in one plastic bag and one amber glass bottle, sample containers comply to pretreatment - preservation standards (APHA, USEPA)

Analyte	Unit	LOD	LOQ (LOR)	Result	Guideline / Specification	Method	Testing Location
Metals Testing							
Arsenic	mg/kg	-	0.50	4.52	≤25	United States Environmental Protection Agency, EPA Method 3050 B and 6010 D	Bangkok
Cadmium	mg/kg	-	0.50	<0.50	≤762	United States Environmental Protection Agency, EPA Method 3050 B and 6010 D	Bangkok
Hexavalent Chromium	mg/kg	-	0.25	<0.25	≤212	United States Environmental Protection Agency, EPA Method 3060 A and 7196 A	Bangkok
Lead	mg/kg	-	1.00	3.48	≤800	United States Environmental Protection Agency, EPA Method 3050 B and 6010 D	Bangkok
Manganese	mg/kg	-	1.00	1042	≤19640	United States Environmental Protection Agency, EPA Method 3050 B and 6010 D	Bangkok
Mercury	mg/kg	-	0.10	<0.10	≤263	United States Environmental Protection Agency, EPA Method 7473	Bangkok
Nickel	mg/kg	-	1.00	33.0	≤5205	United States Environmental Protection Agency, EPA Method 3050 B and 6010 D	Bangkok
Selenium	mg/kg	-	0.50	<0.50	≤4380	United States Environmental Protection Agency, EPA Method 3050 B and 6010 D	Bangkok
Zinc	mg/kg	-	1.00	24.4	No Standard	United States Environmental Protection Agency, EPA Method 3050 B and 6010 D	Bangkok
Physical Parameters							
Moisture	%	-	0.1	12.6	No Standard	In-house method based on Standard Methods for the Examination of Water and Wastewater. APHA, AWWA & WEF, 24th ed., 2023, part 2540 G	Bangkok

Guideline : Notification of National Environmental Board B.E. 2564 (2021), published in the Royal Government Gazette No. 138 Special Part 54 D dated March 11, B.E.2564
Class 2: Soil usage for commercial, agricultural and others.

Results apply to the sample(s) as submitted, unless the sampling was conducted by ALS. The report shall not be reproduced except in full without the written approval of the laboratory.

Approved by
Chanattagarn Imchom
Section Head

Analysis / Test Report

Client : Rojana Industrial Park Prachinburi Co., Ltd.
141 Moo12, Tambol Hua-Wa, Amphur Sirmahaphot, Prachinburi Thailand 25140
P/O : RJN.PJ-025/68
Project Name : Prachinburi
Project Location :

Lot ID: 2611977
Date Received : Mar 26, 2026
Date Reported : Apr 06, 2026
Report Number : 3503763-1

Sampling By : Kardbundit Kitisupavanit

Remark :
- LOD : Limit of Detection
- "<" : Lower than LOQ (Limit of Quantitation) / LOR (Limit of Reporting)

Results apply to the sample(s) as submitted, unless the sampling was conducted by ALS. The report shall not be reproduced except in full without the written approval of the laboratory.

Approved by
Chanattagarn Imchom
Section Head

ADDRESS 104 Phatthanakan 40, Phatthanakan Rd., Khwaeng Phatthanakan, Khet Suan Luang, Bangkok 10250 Thailand | PHONE +66 0 2760 3000 | FAX +66 0 2760 3197
ALS LABORATORY GROUP (THAILAND) CO., LTD. An ALS Limited Company
Life Sciences www.alsglobal.com
RIGHT SOLUTIONS RIGHT PARTNER
9415-43/ EMAIL S:\Reports_All_GL.rpt (6:44PM)

Analysis / Test Report

Client : Rojana Industrial Park Prachinburi Co., Ltd.
141 Moo12, Tambol Hua-Wa, Amphur Sirmahaphot, Prachinburi Thailand 25140
P/O : RJN.PJ-025/68
Project Name : Prachinburi
Project Location :

Lot ID: 2611977
Date Received : Mar 26, 2026
Date Reported : Apr 06, 2026
Report Number : 3503763-1

Sample Number	2611977-3
Sampled Date	Mar 26, 2026 10:34 AM
Sample Description	Soil
Location	S3 : พื้นที่สีเขียวด้านทิศตะวันตกของพื้นที่โครงการ (GPS 47P 0772021,1531909)
Date Analysis Commenced	Mar 28, 2026
Condition of Sample	Packed in one plastic bag and one amber glass bottle, sample containers comply to pretreatment - preservation standards (APHA, USEPA)

Analyte	Unit	LOD	LOQ (LOR)	Result	Guideline / Specification	Method	Testing Location
Metals Testing							
Arsenic	mg/kg	-	0.50	6.26	≤25	United States Environmental Protection Agency, EPA Method 3050 B and 6010 D	Bangkok
Cadmium	mg/kg	-	0.50	<0.50	≤762	United States Environmental Protection Agency, EPA Method 3050 B and 6010 D	Bangkok
Hexavalent Chromium	mg/kg	-	0.25	<0.25	≤212	United States Environmental Protection Agency, EPA Method 3060 A and 7196 A	Bangkok
Lead	mg/kg	-	1.00	11.4	≤800	United States Environmental Protection Agency, EPA Method 3050 B and 6010 D	Bangkok
Manganese	mg/kg	-	1.00	221	≤19640	United States Environmental Protection Agency, EPA Method 3050 B and 6010 D	Bangkok
Mercury	mg/kg	-	0.10	<0.10	≤263	United States Environmental Protection Agency, EPA Method 7473	Bangkok
Nickel	mg/kg	-	1.00	2.56	≤5205	United States Environmental Protection Agency, EPA Method 3050 B and 6010 D	Bangkok
Selenium	mg/kg	-	0.50	<0.50	≤4380	United States Environmental Protection Agency, EPA Method 3050 B and 6010 D	Bangkok
Zinc	mg/kg	-	1.00	7.58	No Standard	United States Environmental Protection Agency, EPA Method 3050 B and 6010 D	Bangkok
Physical Parameters							
Moisture	%	-	0.1	10.1	No Standard	In-house method based on Standard Methods for the Examination of Water and Wastewater. APHA, AWWA & WEF, 24th ed., 2023, part 2540 G	Bangkok

Guideline : Notification of National Environmental Board B.E. 2564 (2021), published in the Royal Government Gazette No. 138 Special Part 54 D dated March 11, B.E.2564
Class 2: Soil usage for commercial, agricultural and others.

Results apply to the sample(s) as submitted, unless the sampling was conducted by ALS. The report shall not be reproduced except in full without the written approval of the laboratory.

Approved by
Chanattagarn Imchom
Section Head

Analysis / Test Report

Client : Rojana Industrial Park Prachinburi Co., Ltd.
141 Moo12, Tambol Hua-Wa, Amphur Sirmahaphot, Prachinburi Thailand 25140
P/O : RJN.PJ-025/68
Project Name : Prachinburi
Project Location :

Lot ID: 2611977
Date Received : Mar 26, 2026
Date Reported : Apr 06, 2026
Report Number : 3503763-1

Sampling By : Kardbundit Kitisupavanit

Remark :
- LOD : Limit of Detection
- "<" : Lower than LOQ (Limit of Quantitation) / LOR (Limit of Reporting)

Results apply to the sample(s) as submitted, unless the sampling was conducted by ALS. The report shall not be reproduced except in full without the written approval of the laboratory.

Approved by
Chanattagarn Imchom
Section Head

ADDRESS 104 Phatthanakan 40, Phatthanakan Rd., Khwaeng Phatthanakan, Khet Suan Luang, Bangkok 10250 Thailand | PHONE +66 0 2760 3000 | FAX +66 0 2760 3197
ALS LABORATORY GROUP (THAILAND) CO., LTD. An ALS Limited Company
Life Sciences www.alsglobal.com
RIGHT SOLUTIONS RIGHT PARTNER
9415-43/ EMAIL S:\Reports_All_GL.rpt (6:44PM)

Analysis / Test Report

Client : Rojana Industrial Park Prachinburi Co., Ltd.
141 Moo12, Tambol Hua-Wa, Amphur Sirmahaphot, Prachinburi Thailand 25140
P/O : RJN.PJ-025/68
Project Name : Prachinburi
Project Location :

Lot ID: 2611977
Date Received : Mar 26, 2026
Date Reported : Apr 06, 2026
Report Number : 3503763-1

Sample Number	2611977-4
Sampled Date	Mar 26, 2026 11:00 AM
Sample Description	Soil
Location	S4 : พื้นที่สีเขียวด้านทิศใต้ของพื้นที่โครงการ (GPS 47P 0775185,1528606)
Date Analysis Commenced	Mar 28, 2026
Condition of Sample	Packed in one plastic bag and one amber glass bottle, sample containers comply to pretreatment - preservation standards (APHA, USEPA)

Analyte	Unit	LOD	LOQ (LOR)	Result	Guideline / Specification	Method	Testing Location
Metals Testing							
Arsenic	mg/kg	-	0.50	1.83	≤25	United States Environmental Protection Agency, EPA Method 3050 B and 6010 D	Bangkok
Cadmium	mg/kg	-	0.50	<0.50	≤762	United States Environmental Protection Agency, EPA Method 3050 B and 6010 D	Bangkok
Hexavalent Chromium	mg/kg	-	0.25	<0.25	≤212	United States Environmental Protection Agency, EPA Method 3060 A and 7196 A	Bangkok
Lead	mg/kg	-	1.00	6.53	≤800	United States Environmental Protection Agency, EPA Method 3050 B and 6010 D	Bangkok
Manganese	mg/kg	-	1.00	352	≤19640	United States Environmental Protection Agency, EPA Method 3050 B and 6010 D	Bangkok
Mercury	mg/kg	-	0.10	<0.10	≤263	United States Environmental Protection Agency, EPA Method 7473	Bangkok
Nickel	mg/kg	-	1.00	3.74	≤5205	United States Environmental Protection Agency, EPA Method 3050 B and 6010 D	Bangkok
Selenium	mg/kg	-	0.50	<0.50	≤4380	United States Environmental Protection Agency, EPA Method 3050 B and 6010 D	Bangkok
Zinc	mg/kg	-	1.00	18.3	No Standard	United States Environmental Protection Agency, EPA Method 3050 B and 6010 D	Bangkok
Physical Parameters							
Moisture	%	-	0.1	7.4	No Standard	In-house method based on Standard Methods for the Examination of Water and Wastewater. APHA, AWWA & WEF, 24th ed., 2023, part 2540 G	Bangkok

Guideline : Notification of National Environmental Board B.E. 2564 (2021), published in the Royal Government Gazette No. 138 Special Part 54 D dated March 11, B.E.2564
Class 2: Soil usage for commercial, agricultural and others.

Results apply to the sample(s) as submitted, unless the sampling was conducted by ALS. The report shall not be reproduced except in full without the written approval of the laboratory.

Approved by
Chanattagarn Imchom
Section Head

Analysis / Test Report

Client : Rojana Industrial Park Prachinburi Co., Ltd.
141 Moo12, Tambol Hua-Wa, Amphur Sirmahaphot, Prachinburi Thailand 25140
P/O : RJN.PJ-025/68
Project Name : Prachinburi
Project Location :

Lot ID: 2611977
Date Received : Mar 26, 2026
Date Reported : Apr 06, 2026
Report Number : 3503763-1

Sampling By : Kardbundit Kitisupavanit

Remark :
- LOD : Limit of Detection
- "<" : Lower than LOQ (Limit of Quantitation) / LOR (Limit of Reporting)

Results apply to the sample(s) as submitted, unless the sampling was conducted by ALS. The report shall not be reproduced except in full without the written approval of the laboratory.

Approved by
Chanattagarn Imchom
Section Head

ADDRESS 104 Phatthanakan 40, Phatthanakan Rd., Khwaeng Phatthanakan, Khet Suan Luang, Bangkok 10250 Thailand | PHONE +66 0 2760 3000 | FAX +66 0 2760 3197
ALS LABORATORY GROUP (THAILAND) CO., LTD. An ALS Limited Company
Life Sciences www.alsglobal.com
RIGHT SOLUTIONS RIGHT PARTNER
9415-43/ EMAIL S:\Reports_All_GL.rpt (6:44PM)

ภาคผนวก ค-10

ระดับเสียงโดยทั่วไป

Analysis / Test Report

TESTING
No.0042

Client : Rojana Industrial Park Prachinburi Co., Ltd.
141 Moo12, Tambol Hua-Wa, Amphur Sirmahaphot, Prachinburi Thailand 25140
P/O : RJN.PJ-025/68
Project Name : Prachinburi
Project Location :

Lot ID: 2646347
Date Received : Jun 15, 2026
Date Reported : Jun 18, 2026
Report Number: 3600416-1

Sample Number	2646347-1
Parameter	Noise (Leq 24 hrs.)
Location	บ้านโคกอุดมดี (N1)
Measurement Date	Jun 06 - Jun 07, 2026
Measurement by	Nontachai Uppathamp
Sound Level meter	Serial No. 296516

Time	Leq (dB(A))	Lmax (dB(A))	L90 (dB(A))
10:00 AM - 11:00 AM	54.3	69.3	50.5
11:00 AM - 12:00 PM	55.8	81.1	52.1
12:00 PM - 01:00 PM	55.9	71.2	52.1
01:00 PM - 02:00 PM	55.4	67.0	52.0
02:00 PM - 03:00 PM	60.5	80.5	54.6
03:00 PM - 04:00 PM	65.6	83.8	58.5
04:00 PM - 05:00 PM	56.1	73.9	53.2
05:00 PM - 06:00 PM	56.7	67.8	54.2
06:00 PM - 07:00 PM	57.2	69.7	55.2
07:00 PM - 08:00 PM	61.8	70.5	61.1
08:00 PM - 09:00 PM	58.4	68.9	57.3
09:00 PM - 10:00 PM	55.3	67.6	53.2
10:00 PM - 11:00 PM	52.4	67.2	49.1
11:00 PM - 12:00 AM	51.4	67.7	47.7
12:00 AM - 01:00 AM	49.2	61.2	44.8
01:00 AM - 02:00 AM	49.2	64.9	44.9
02:00 AM - 03:00 AM	48.4	64.3	44.0
03:00 AM - 04:00 AM	49.1	66.5	44.3
04:00 AM - 05:00 AM	49.4	65.5	45.6
05:00 AM - 06:00 AM	53.7	71.2	50.1
06:00 AM - 07:00 AM	53.4	78.9	49.2
07:00 AM - 08:00 AM	53.5	75.6	49.3
08:00 AM - 09:00 AM	55.1	70.4	49.1
09:00 AM - 10:00 AM	53.7	67.3	49.1
Leq Average 24 hrs. (dB(A))	57.0		
Lmax (dB(A))		83.8	
L90 (dB(A))			50.1
Ldn (dB(A))	59.7		
Standard (dB(A))	70	115	

Reference Method : ISO 1996-1 : 2016
Standard : 1. ประกาศคณะกรรมการสิ่งแวดล้อมแห่งชาติ ฉบับที่ 15 (พ.ศ. 2540) เรื่องกำหนดมาตรฐานระดับเสียงโดยทั่วไป
2. ประกาศกระทรวงอุตสาหกรรม เรื่องกำหนดค่าระดับเสียงการรบกวน และระดับเสียงที่เกิดจากการประกอบกิจการโรงงาน พ.ศ. 2548
Remark : The laboratory has been accepted as an accredited laboratory complying with the ISO/IEC 17025.

Technical Management Chontichak
Chonticha Subongkoch
Scientist (3)

Approved by Supot S.
Supot Salamteh
Section Head

ADDRESS 616/10 Moo 5 T. Maenam Khu A. Pluakdaeng Rayong 21140 Thailand | PHONE +66 0 3304 8555 | FAX +66 0 3304 8556
ALS LABORATORY GROUP (THAILAND) CO., LTD. An ALS Limited Company

Life Sciences www.alsglobal.com
RIGHT SOLUTIONS RIGHT PARTNER

Analysis / Test Report

TESTING
No.0042

Client : Rojana Industrial Park Prachinburi Co., Ltd.
141 Moo12, Tambol Hua-Wa, Amphur Sirmahaphot, Prachinburi Thailand 25140
P/O : RJN.PJ-025/68
Project Name : Prachinburi
Project Location :

Lot ID: 2646347
Date Received : Jun 15, 2026
Date Reported : Jun 18, 2026
Report Number: 3600417-1

Sample Number	2646347-2
Parameter	Noise (Leq 24 hrs.)
Location	บ้านโคกอุดมดี (N1)
Measurement Date	Jun 07 - Jun 08, 2026
Measurement by	Nontachai Uppathamp
Sound Level meter	Serial No. 296516

Time	Leq (dB(A))	Lmax (dB(A))	L90 (dB(A))
10:00 AM - 11:00 AM	55.4	81.0	50.0
11:00 AM - 12:00 PM	54.4	68.1	49.7
12:00 PM - 01:00 PM	52.5	70.2	48.3
01:00 PM - 02:00 PM	55.7	67.5	49.3
02:00 PM - 03:00 PM	53.4	67.9	49.9
03:00 PM - 04:00 PM	53.2	65.6	50.3
04:00 PM - 05:00 PM	52.9	69.9	49.8
05:00 PM - 06:00 PM	52.8	71.6	49.1
06:00 PM - 07:00 PM	57.1	68.3	51.7
07:00 PM - 08:00 PM	63.2	78.0	62.3
08:00 PM - 09:00 PM	56.4	67.1	54.7
09:00 PM - 10:00 PM	55.0	64.1	51.8
10:00 PM - 11:00 PM	50.1	67.7	45.8
11:00 PM - 12:00 AM	48.9	63.8	45.0
12:00 AM - 01:00 AM	47.9	64.7	43.8
01:00 AM - 02:00 AM	47.1	61.6	43.2
02:00 AM - 03:00 AM	46.8	64.8	42.5
03:00 AM - 04:00 AM	47.3	62.5	43.3
04:00 AM - 05:00 AM	50.3	69.1	45.3
05:00 AM - 06:00 AM	52.3	67.6	48.6
06:00 AM - 07:00 AM	53.0	66.5	49.8
07:00 AM - 08:00 AM	54.8	65.6	51.7
08:00 AM - 09:00 AM	54.0	67.2	50.4
09:00 AM - 10:00 AM	55.1	64.7	51.9
Leq Average 24 hrs. (dB(A))	54.7		
Lmax (dB(A))		81.0	
L90 (dB(A))			49.7
Ldn (dB(A))	57.9		
Standard (dB(A))	70	115	

Reference Method : ISO 1996-1 : 2016
Standard : 1. ประกาศคณะกรรมการสิ่งแวดล้อมแห่งชาติ ฉบับที่ 15 (พ.ศ. 2540) เรื่องกำหนดมาตรฐานระดับเสียงโดยทั่วไป
2. ประกาศกระทรวงอุตสาหกรรม เรื่องกำหนดค่าระดับเสียงการรบกวน และระดับเสียงที่เกิดจากการประกอบกิจการโรงงาน พ.ศ. 2548
Remark : The laboratory has been accepted as an accredited laboratory complying with the ISO/IEC 17025.

Technical Management Chontichak
Chonticha Subongkoch
Scientist (3)

Approved by Supot S.
Supot Salamteh
Section Head

ADDRESS 616/10 Moo 5 T. Maenam Khu A. Pluakdaeng Rayong 21140 Thailand | PHONE +66 0 3304 8555 | FAX +66 0 3304 8556
ALS LABORATORY GROUP (THAILAND) CO., LTD. An ALS Limited Company

Life Sciences www.alsglobal.com
RIGHT SOLUTIONS RIGHT PARTNER

Analysis / Test Report

TESTING
No.0042

Client : Rojana Industrial Park Prachinburi Co., Ltd.
141 Moo12, Tambol Hua-Wa, Amphur Sirmahaphot, Prachinburi Thailand 25140
P/O : RJN.PJ-025/68
Project Name : Prachinburi
Project Location :

Lot ID: 2646347
Date Received : Jun 15, 2026
Date Reported : Jun 18, 2026
Report Number: 3600418-1

Sample Number 2646347-3
Parameter Noise (Leq 24 hrs.)
Location บ้านโคกอุดมดี (N1)
Measurement Date Jun 08 - Jun 09, 2026
Measurement by Nontachai Uppathamp
Sound Level meter Serial No. 296516

Time	Leq (dB(A))	Lmax (dB(A))	L90 (dB(A))
10:00 AM - 11:00 AM	55.2	70.7	51.7
11:00 AM - 12:00 PM	55.2	70.5	50.3
12:00 PM - 01:00 PM	53.9	72.7	50.9
01:00 PM - 02:00 PM	53.6	68.5	50.3
02:00 PM - 03:00 PM	53.9	68.3	50.6
03:00 PM - 04:00 PM	55.8	74.8	52.0
04:00 PM - 05:00 PM	53.7	71.4	50.5
05:00 PM - 06:00 PM	53.9	72.6	50.8
06:00 PM - 07:00 PM	55.9	73.4	53.0
07:00 PM - 08:00 PM	55.4	74.8	54.1
08:00 PM - 09:00 PM	52.1	73.8	49.5
09:00 PM - 10:00 PM	51.1	62.2	47.6
10:00 PM - 11:00 PM	50.2	62.3	45.7
11:00 PM - 12:00 AM	49.3	61.5	45.1
12:00 AM - 01:00 AM	48.4	68.6	43.2
01:00 AM - 02:00 AM	48.0	63.6	42.7
02:00 AM - 03:00 AM	48.3	65.5	43.1
03:00 AM - 04:00 AM	48.2	68.4	43.4
04:00 AM - 05:00 AM	49.1	64.9	44.9
05:00 AM - 06:00 AM	52.6	66.9	49.0
06:00 AM - 07:00 AM	53.7	71.0	49.8
07:00 AM - 08:00 AM	54.8	79.1	50.9
08:00 AM - 09:00 AM	53.4	65.0	49.8
09:00 AM - 10:00 AM	53.8	69.2	49.9
Leq Average 24 hrs. (dB(A))	53.2		
Lmax (dB(A))		79.1	
L90 (dB(A))			49.8
Ldn (dB(A))	57.5		
Standard (dB(A))	70	115	

Reference Method : ISO 1996-1 : 2016
Standard : 1. ประกาศคณะกรรมการสิ่งแวดล้อมแห่งชาติ ฉบับที่ 15 (พ.ศ. 2540) เรื่องกำหนดมาตรฐานระดับเสียงโดยทั่วไป
2. ประกาศกระทรวงอุตสาหกรรม เรื่องกำหนดค่าระดับเสียงการรบกวน และระดับเสียงที่เกิดจากการประกอบกิจการโรงงาน พ.ศ. 2548
Remark : The laboratory has been accepted as an accredited laboratory complying with the ISO/IEC 17025.

Technical Management Chontichak
Chonticha Subongkoch
Scientist (3)

Approved by Supot S.
Supot Salamteh
Section Head

Analysis / Test Report
TESTING
No.0042

Client : Rojana Industrial Park Prachinburi Co., Ltd.
141 Moo12, Tambol Hua-Wa, Amphur Sirmahaphot, Prachinburi Thailand 25140
P/O : RJN.PJ-025/68
Project Name : Prachinburi
Project Location :

Lot ID: 2646347
Date Received : Jun 15, 2026
Date Reported : Jun 18, 2026
Report Number: 3600419-1

Sample Number 2646347-4
Parameter Noise (Leq 24 hrs.)
Location บ้านโคกอุดมดี (N1)
Measurement Date Jun 09 - Jun 10, 2026
Measurement by Nontachai Uppathamp
Sound Level meter Serial No. 296516

Time	Leq (dB(A))	Lmax (dB(A))	L90 (dB(A))
10:00 AM - 11:00 AM	54.1	72.7	49.9
11:00 AM - 12:00 PM	54.3	81.2	50.2
12:00 PM - 01:00 PM	52.9	65.9	48.8
01:00 PM - 02:00 PM	55.6	87.7	49.6
02:00 PM - 03:00 PM	54.1	66.3	50.8
03:00 PM - 04:00 PM	54.4	83.1	50.5
04:00 PM - 05:00 PM	53.9	69.5	50.9
05:00 PM - 06:00 PM	52.8	65.3	49.9
06:00 PM - 07:00 PM	53.9	78.2	51.7
07:00 PM - 08:00 PM	57.3	67.5	56.3
08:00 PM - 09:00 PM	53.2	66.1	51.6
09:00 PM - 10:00 PM	51.2	65.6	48.0
10:00 PM - 11:00 PM	50.7	68.9	47.1
11:00 PM - 12:00 AM	49.5	65.4	45.2
12:00 AM - 01:00 AM	48.2	62.1	44.2
01:00 AM - 02:00 AM	47.5	63.2	42.9
02:00 AM - 03:00 AM	47.6	61.6	43.2
03:00 AM - 04:00 AM	48.1	65.3	43.5
04:00 AM - 05:00 AM	48.5	63.3	44.3
05:00 AM - 06:00 AM	52.1	69.2	48.8
06:00 AM - 07:00 AM	53.1	66.0	49.6
07:00 AM - 08:00 AM	54.7	72.9	51.4
08:00 AM - 09:00 AM	53.9	68.2	50.1
09:00 AM - 10:00 AM	54.6	69.9	50.0
Leq Average 24 hrs. (dB(A))	53.1		
Lmax (dB(A))		87.7	
L90 (dB(A))			49.6
Ldn (dB(A))	57.3		
Standard (dB(A))	70	115	

Reference Method : ISO 1996-1 : 2016
Standard : 1. ประกาศคณะกรรมการสิ่งแวดล้อมแห่งชาติ ฉบับที่ 15 (พ.ศ. 2540) เรื่องกำหนดมาตรฐานระดับเสียงโดยทั่วไป
2. ประกาศกระทรวงอุตสาหกรรม เรื่องกำหนดค่าระดับเสียงการรบกวน และระดับเสียงที่เกิดจากการประกอบกิจการโรงงาน พ.ศ. 2548
Remark : The laboratory has been accepted as an accredited laboratory complying with the ISO/IEC 17025.

Technical Management Chontichak
Chonticha Subongkoch
Scientist (3)

Approved by Supot S.
Supot Salamteh
Section Head

ADDRESS 616/10 Moo 5 T. Maenam Khu A. Pluakdaeng Rayong 21140 Thailand | PHONE +66 0 3304 8555 | FAX +66 0 3304 8556
ALS LABORATORY GROUP (THAILAND) CO., LTD. An ALS Limited Company
Life Sciences www.alsglobal.com
RIGHT SOLUTIONS RIGHT PARTNER
9415-43/ EMAIL S:\Reports_Air Noise.rpt (3:15PM)

Analysis / Test Report

TESTING
No.0042

Client : Rojana Industrial Park Prachinburi Co., Ltd.
141 Moo12, Tambol Hua-Wa, Amphur Sirmahaphot, Prachinburi Thailand 25140
P/O : RJN.PJ-025/68
Project Name : Prachinburi
Project Location :

Lot ID: 2646347
Date Received : Jun 15, 2026
Date Reported : Jun 18, 2026
Report Number: 3600420-1

Sample Number 2646347-5
Parameter Noise (Leq 24 hrs.)
Location บ้านโคกอุดมดี (N1)
Measurement Date Jun 10 - Jun 11, 2026
Measurement by Nontachai Uppathamp
Sound Level meter Serial No. 296516

Time	Leq (dB(A))	Lmax (dB(A))	L90 (dB(A))
10:00 AM - 11:00 AM	54.0	74.3	49.9
11:00 AM - 12:00 PM	58.9	79.1	54.7
12:00 PM - 01:00 PM	53.6	73.8	50.1
01:00 PM - 02:00 PM	52.8	69.4	48.9
02:00 PM - 03:00 PM	53.7	72.3	50.7
03:00 PM - 04:00 PM	53.2	75.8	49.6
04:00 PM - 05:00 PM	52.9	69.0	49.4
05:00 PM - 06:00 PM	52.8	71.9	49.8
06:00 PM - 07:00 PM	54.7	69.7	52.6
07:00 PM - 08:00 PM	59.1	65.7	58.5
08:00 PM - 09:00 PM	55.9	67.0	54.8
09:00 PM - 10:00 PM	52.9	73.4	48.2
10:00 PM - 11:00 PM	52.0	62.9	49.8
11:00 PM - 12:00 AM	51.6	67.2	49.5
12:00 AM - 01:00 AM	48.9	68.7	44.0
01:00 AM - 02:00 AM	48.2	64.7	43.2
02:00 AM - 03:00 AM	48.4	65.7	43.9
03:00 AM - 04:00 AM	48.5	67.5	43.1
04:00 AM - 05:00 AM	49.9	63.2	45.8
05:00 AM - 06:00 AM	53.3	68.1	50.1
06:00 AM - 07:00 AM	53.7	76.9	50.0
07:00 AM - 08:00 AM	54.2	72.1	51.0
08:00 AM - 09:00 AM	52.7	68.2	49.0
09:00 AM - 10:00 AM	52.2	64.3	48.9
Leq Average 24 hrs. (dB(A))	53.8		
Lmax (dB(A))		79.1	
L90 (dB(A))			49.6
Ldn (dB(A))	58.2		
Standard (dB(A))	70	115	

Reference Method : ISO 1996-1 : 2016
Standard : 1. ประกาศคณะกรรมการสิ่งแวดล้อมแห่งชาติ ฉบับที่ 15 (พ.ศ. 2540) เรื่องกำหนดมาตรฐานระดับเสียงโดยทั่วไป
2. ประกาศกระทรวงอุตสาหกรรม เรื่องกำหนดค่าระดับเสียงการรบกวน และระดับเสียงที่เกิดจากการประกอบกิจการโรงงาน พ.ศ. 2548
Remark : The laboratory has been accepted as an accredited laboratory complying with the ISO/IEC 17025.

Technical Management Chontichak
Chonticha Subongkoch
Scientist (3)

Approved by Supot S.
Supot Salamteh
Section Head

ADDRESS 616/10 Moo 5 T. Maenam Khu A. Pluakdaeng Rayong 21140 Thailand | PHONE +66 0 3304 8555 | FAX +66 0 3304 8556
ALS LABORATORY GROUP (THAILAND) CO., LTD. An ALS Limited Company

Life Sciences www.alsglobal.com
RIGHT SOLUTIONS RIGHT PARTNER

Analysis / Test Report

TESTING
No.0042

Client : Rojana Industrial Park Prachinburi Co., Ltd.
141 Moo12, Tambol Hua-Wa, Amphur Sirmahaphot, Prachinburi Thailand 25140
P/O : RJN.PJ-025/68
Project Name : Prachinburi
Project Location :

Lot ID: 2646347
Date Received : Jun 15, 2026
Date Reported : Jun 18, 2026
Report Number: 3600423-1

Sample Number 2646347-8
Parameter Noise (Leq 24 hrs.)
Location บ้านหนองระเนตร (N2)
Measurement Date Jun 06 - Jun 07, 2026
Measurement by Nontachai Uppathamp
Sound Level meter Serial No. 296517

Time	Leq (dB(A))	Lmax (dB(A))	L90 (dB(A))
12:00 PM - 01:00 PM	55.1	83.4	46.5
01:00 PM - 02:00 PM	56.4	82.2	47.8
02:00 PM - 03:00 PM	55.8	78.7	47.6
03:00 PM - 04:00 PM	64.3	85.1	58.3
04:00 PM - 05:00 PM	54.2	76.6	45.0
05:00 PM - 06:00 PM	56.3	79.4	48.3
06:00 PM - 07:00 PM	56.3	79.3	48.5
07:00 PM - 08:00 PM	56.3	75.5	49.5
08:00 PM - 09:00 PM	54.3	73.5	48.5
09:00 PM - 10:00 PM	53.6	74.8	46.8
10:00 PM - 11:00 PM	51.5	76.1	45.6
11:00 PM - 12:00 AM	50.1	69.4	44.6
12:00 AM - 01:00 AM	48.8	65.8	42.3
01:00 AM - 02:00 AM	49.2	75.2	41.5
02:00 AM - 03:00 AM	47.7	73.3	41.2
03:00 AM - 04:00 AM	47.8	70.1	43.0
04:00 AM - 05:00 AM	51.8	71.3	45.5
05:00 AM - 06:00 AM	55.8	82.8	50.2
06:00 AM - 07:00 AM	52.7	79.0	44.3
07:00 AM - 08:00 AM	54.0	71.4	44.4
08:00 AM - 09:00 AM	56.7	76.9	52.0
09:00 AM - 10:00 AM	56.2	79.6	46.8
10:00 AM - 11:00 AM	53.3	75.9	44.4
11:00 AM - 12:00 PM	52.7	73.1	45.3
Leq Average 24 hrs. (dB(A))	55.6		
Lmax (dB(A))		85.1	
L90 (dB(A))			45.6
Ldn (dB(A))	59.2		
Standard (dB(A))	70	115	

Reference Method : ISO 1996-1 : 2016
Standard : 1. ประกาศคณะกรรมการสิ่งแวดล้อมแห่งชาติ ฉบับที่ 15 (พ.ศ. 2540) เรื่องกำหนดมาตรฐานระดับเสียงโดยทั่วไป
2. ประกาศกระทรวงอุตสาหกรรม เรื่องกำหนดค่าระดับเสียงการรบกวน และระดับเสียงที่เกิดจากการประกอบกิจการโรงงาน พ.ศ. 2548
Remark : The laboratory has been accepted as an accredited laboratory complying with the ISO/IEC 17025.

Technical Management Chontichak
Chonticha Subongkoch
Scientist (3)

Approved by Supot S.
Supot Salamteh
Section Head

ADDRESS 616/10 Moo 5 T. Maenam Khu A. Pluakdaeng Rayong 21140 Thailand | PHONE +66 0 3304 8555 | FAX +66 0 3304 8556
ALS LABORATORY GROUP (THAILAND) CO., LTD. An ALS Limited Company

Life Sciences www.alsglobal.com
RIGHT SOLUTIONS RIGHT PARTNER

Analysis / Test Report

TESTING
No.0042

Client : Rojana Industrial Park Prachinburi Co., Ltd.
141 Moo12, Tambol Hua-Wa, Amphur Sirmahaphot, Prachinburi Thailand 25140
P/O : RJN.PJ-025/68
Project Name : Prachinburi
Project Location :

Lot ID: 2646347
Date Received : Jun 15, 2026
Date Reported : Jun 18, 2026
Report Number: 3600424-1

Sample Number	2646347-9
Parameter	Noise (Leq 24 hrs.)
Location	บ้านหนองระเนตร (N2)
Measurement Date	Jun 07 - Jun 08, 2026
Measurement by	Nontachai Uppathamp
Sound Level meter	Serial No. 296517

Time	Leq (dB(A))	Lmax (dB(A))	L90 (dB(A))
12:00 PM - 01:00 PM	53.1	73.2	46.3
01:00 PM - 02:00 PM	53.2	76.6	46.7
02:00 PM - 03:00 PM	50.6	72.7	43.7
03:00 PM - 04:00 PM	50.2	70.5	41.1
04:00 PM - 05:00 PM	51.1	70.5	40.6
05:00 PM - 06:00 PM	54.6	81.9	43.9
06:00 PM - 07:00 PM	54.7	74.2	50.4
07:00 PM - 08:00 PM	55.2	83.2	48.7
08:00 PM - 09:00 PM	53.2	72.5	47.7
09:00 PM - 10:00 PM	50.3	69.7	46.8
10:00 PM - 11:00 PM	49.6	69.0	46.9
11:00 PM - 12:00 AM	51.3	69.5	47.6
12:00 AM - 01:00 AM	49.1	71.8	44.6
01:00 AM - 02:00 AM	44.7	64.5	42.9
02:00 AM - 03:00 AM	44.8	63.7	42.7
03:00 AM - 04:00 AM	45.0	62.7	42.0
04:00 AM - 05:00 AM	51.2	78.8	44.3
05:00 AM - 06:00 AM	61.5	73.0	50.4
06:00 AM - 07:00 AM	55.1	73.2	46.5
07:00 AM - 08:00 AM	58.0	77.0	50.2
08:00 AM - 09:00 AM	54.9	78.9	46.1
09:00 AM - 10:00 AM	53.1	72.2	45.3
10:00 AM - 11:00 AM	66.2	84.2	62.9
11:00 AM - 12:00 PM	54.6	77.9	44.4
Leq Average 24 hrs. (dB(A))	56.1		
Lmax (dB(A))		84.2	
L90 (dB(A))			46.1
Ldn (dB(A))	61.0		
Standard (dB(A))	70	115	

Reference Method : ISO 1996-1 : 2016
Standard : 1. ประกาศคณะกรรมการสิ่งแวดล้อมแห่งชาติ ฉบับที่ 15 (พ.ศ. 2540) เรื่องกำหนดมาตรฐานระดับเสียงโดยทั่วไป
2. ประกาศกระทรวงอุตสาหกรรม เรื่องกำหนดค่าระดับเสียงการรบกวน และระดับเสียงที่เกิดจากการประกอบกิจการโรงงาน พ.ศ. 2548
Remark : The laboratory has been accepted as an accredited laboratory complying with the ISO/IEC 17025.

Technical Management Chontichak
Chonticha Subongkoch
Scientist (3)

Approved by Supot S.
Supot Salamteh
Section Head

Analysis / Test Report
TESTING
No.0042

Client : Rojana Industrial Park Prachinburi Co., Ltd.
141 Moo12, Tambol Hua-Wa, Amphur Sirmahaphot, Prachinburi Thailand 25140
P/O : RJN.PJ-025/68
Project Name : Prachinburi
Project Location :

Lot ID: 2646347
Date Received : Jun 15, 2026
Date Reported : Jun 18, 2026
Report Number: 3600425-1

Sample Number	2646347-10
Parameter	Noise (Leq 24 hrs.)
Location	บ้านหนองระเนตร (N2)
Measurement Date	Jun 08 - Jun 09, 2026
Measurement by	Nontachai Uppathamp
Sound Level meter	Serial No. 296517

Time	Leq (dB(A))	Lmax (dB(A))	L90 (dB(A))
12:00 PM - 01:00 PM	54.4	75.4	43.8
01:00 PM - 02:00 PM	57.7	84.5	49.9
02:00 PM - 03:00 PM	56.9	72.9	47.5
03:00 PM - 04:00 PM	67.2	83.2	63.2
04:00 PM - 05:00 PM	54.0	73.4	45.9
05:00 PM - 06:00 PM	55.6	73.8	47.8
06:00 PM - 07:00 PM	57.1	78.1	52.8
07:00 PM - 08:00 PM	57.1	82.5	51.5
08:00 PM - 09:00 PM	55.8	76.4	51.0
09:00 PM - 10:00 PM	52.6	72.8	47.3
10:00 PM - 11:00 PM	51.1	70.0	46.4
11:00 PM - 12:00 AM	49.3	70.8	44.1
12:00 AM - 01:00 AM	49.3	69.7	42.7
01:00 AM - 02:00 AM	47.3	65.2	42.8
02:00 AM - 03:00 AM	47.4	66.0	44.0
03:00 AM - 04:00 AM	48.4	69.4	43.9
04:00 AM - 05:00 AM	51.2	71.0	46.4
05:00 AM - 06:00 AM	56.3	82.1	51.3
06:00 AM - 07:00 AM	54.5	73.0	46.1
07:00 AM - 08:00 AM	58.5	80.5	50.2
08:00 AM - 09:00 AM	55.4	80.5	46.9
09:00 AM - 10:00 AM	58.8	73.8	47.0
10:00 AM - 11:00 AM	56.3	72.7	42.9
11:00 AM - 12:00 PM	59.4	83.3	44.8
Leq Average 24 hrs. (dB(A))	57.4		
Lmax (dB(A))		84.5	
L90 (dB(A))			46.4
Ldn (dB(A))	60.2		
Standard (dB(A))	70	115	

Reference Method : ISO 1996-1 : 2016
Standard : 1. ประกาศคณะกรรมการสิ่งแวดล้อมแห่งชาติ ฉบับที่ 15 (พ.ศ. 2540) เรื่องกำหนดมาตรฐานระดับเสียงโดยทั่วไป
2. ประกาศกระทรวงอุตสาหกรรม เรื่องกำหนดค่าระดับเสียงการรบกวน และระดับเสียงที่เกิดจากการประกอบกิจการโรงงาน พ.ศ. 2548
Remark : The laboratory has been accepted as an accredited laboratory complying with the ISO/IEC 17025.

Technical Management Chontichak
Chonticha Subongkoch
Scientist (3)

Approved by Supot S.
Supot Salamteh
Section Head

ADDRESS 616/10 Moo 5 T. Maenam Khu A. Pluakdaeng Rayong 21140 Thailand | PHONE +66 0 3304 8555 | FAX +66 0 3304 8556
ALS LABORATORY GROUP (THAILAND) CO., LTD. An ALS Limited Company
Life Sciences www.alsglobal.com
RIGHT SOLUTIONS RIGHT PARTNER
9415-43/ EMAIL S:\Reports_Air Noise.rpt (3:16PM)

Analysis / Test Report

TESTING
No.0042

Client : Rojana Industrial Park Prachinburi Co., Ltd.
141 Moo12, Tambol Hua-Wa, Amphur Sirmahaphot, Prachinburi Thailand 25140
P/O : RJN.PJ-025/68
Project Name : Prachinburi
Project Location :

Lot ID: 2646347
Date Received : Jun 15, 2026
Date Reported : Jun 18, 2026
Report Number: 3600426-1

Sample Number	2646347-11
Parameter	Noise (Leq 24 hrs.)
Location	บ้านหนองระเนตร (N2)
Measurement Date	Jun 09 - Jun 10, 2026
Measurement by	Nontachai Uppathamp
Sound Level meter	Serial No. 296517

Time	Leq (dB(A))	Lmax (dB(A))	L90 (dB(A))
12:00 PM - 01:00 PM	55.6	79.1	44.9
01:00 PM - 02:00 PM	53.5	75.6	42.8
02:00 PM - 03:00 PM	55.4	75.0	45.4
03:00 PM - 04:00 PM	52.5	73.1	43.9
04:00 PM - 05:00 PM	55.5	78.3	49.1
05:00 PM - 06:00 PM	56.1	79.6	47.8
06:00 PM - 07:00 PM	58.7	80.3	54.9
07:00 PM - 08:00 PM	56.7	77.7	52.4
08:00 PM - 09:00 PM	55.2	76.9	50.0
09:00 PM - 10:00 PM	52.6	68.2	47.6
10:00 PM - 11:00 PM	50.2	72.7	46.0
11:00 PM - 12:00 AM	48.9	64.9	45.0
12:00 AM - 01:00 AM	49.6	66.3	45.5
01:00 AM - 02:00 AM	48.7	65.6	45.4
02:00 AM - 03:00 AM	48.8	73.6	43.8
03:00 AM - 04:00 AM	46.9	65.6	43.4
04:00 AM - 05:00 AM	49.7	70.4	44.4
05:00 AM - 06:00 AM	55.2	71.5	51.1
06:00 AM - 07:00 AM	57.1	84.1	48.5
07:00 AM - 08:00 AM	59.2	80.1	52.2
08:00 AM - 09:00 AM	59.5	78.4	52.7
09:00 AM - 10:00 AM	58.0	72.5	45.8
10:00 AM - 11:00 AM	56.0	74.4	45.3
11:00 AM - 12:00 PM	63.2	83.4	53.5
Leq Average 24 hrs. (dB(A))	56.1		
Lmax (dB(A))		84.1	
L90 (dB(A))			45.8
Ldn (dB(A))	59.7		
Standard (dB(A))	70	115	

Reference Method : ISO 1996-1 : 2016
Standard : 1. ประกาศคณะกรรมการสิ่งแวดล้อมแห่งชาติ ฉบับที่ 15 (พ.ศ. 2540) เรื่องกำหนดมาตรฐานระดับเสียงโดยทั่วไป
2. ประกาศกระทรวงอุตสาหกรรม เรื่องกำหนดค่าระดับเสียงการรบกวน และระดับเสียงที่เกิดจากการประกอบกิจการโรงงาน พ.ศ. 2548
Remark : The laboratory has been accepted as an accredited laboratory complying with the ISO/IEC 17025.

Technical Management Chontichak.
Chonticha Subongkoch
Scientist (3)

Approved by Supot S.
Supot Salamteh
Section Head

Analysis / Test Report
TESTING
No.0042

Client : Rojana Industrial Park Prachinburi Co., Ltd.
141 Moo12, Tambol Hua-Wa, Amphur Sirmahaphot, Prachinburi Thailand 25140
P/O : RJN.PJ-025/68
Project Name : Prachinburi
Project Location :

Lot ID: 2646347
Date Received : Jun 15, 2026
Date Reported : Jun 18, 2026
Report Number: 3600427-1

Sample Number	2646347-12
Parameter	Noise (Leq 24 hrs.)
Location	บ้านหนองระเนตร (N2)
Measurement Date	Jun 10 - Jun 11, 2026
Measurement by	Nontachai Uppathamp
Sound Level meter	Serial No. 296517

Time	Leq (dB(A))	Lmax (dB(A))	L90 (dB(A))
12:00 PM - 01:00 PM	54.2	72.7	48.6
01:00 PM - 02:00 PM	54.0	73.4	43.0
02:00 PM - 03:00 PM	54.1	73.5	43.5
03:00 PM - 04:00 PM	53.3	75.5	42.1
04:00 PM - 05:00 PM	54.5	73.2	44.8
05:00 PM - 06:00 PM	55.8	79.6	46.3
06:00 PM - 07:00 PM	57.0	83.3	52.0
07:00 PM - 08:00 PM	57.6	75.9	53.1
08:00 PM - 09:00 PM	67.2	83.7	63.9
09:00 PM - 10:00 PM	68.7	85.1	65.6
10:00 PM - 11:00 PM	53.5	81.2	50.0
11:00 PM - 12:00 AM	51.3	69.9	47.5
12:00 AM - 01:00 AM	49.9	65.8	46.8
01:00 AM - 02:00 AM	48.1	68.0	44.5
02:00 AM - 03:00 AM	49.3	77.6	46.4
03:00 AM - 04:00 AM	47.7	66.4	43.9
04:00 AM - 05:00 AM	50.5	75.1	44.4
05:00 AM - 06:00 AM	61.8	82.6	51.3
06:00 AM - 07:00 AM	54.2	71.9	46.0
07:00 AM - 08:00 AM	59.4	80.8	51.5
08:00 AM - 09:00 AM	58.0	85.8	47.0
09:00 AM - 10:00 AM	56.2	70.1	47.8
10:00 AM - 11:00 AM	57.2	75.2	50.6
11:00 AM - 12:00 PM	55.7	76.1	45.8
Leq Average 24 hrs. (dB(A))	59.4		
Lmax (dB(A))		85.8	
L90 (dB(A))			46.8
Ldn (dB(A))	62.6		
Standard (dB(A))	70	115	

Reference Method : ISO 1996-1 : 2016
Standard : 1. ประกาศคณะกรรมการสิ่งแวดล้อมแห่งชาติ ฉบับที่ 15 (พ.ศ. 2540) เรื่องกำหนดมาตรฐานระดับเสียงโดยทั่วไป
2. ประกาศกระทรวงอุตสาหกรรม เรื่องกำหนดค่าระดับเสียงการรบกวน และระดับเสียงที่เกิดจากการประกอบกิจการโรงงาน พ.ศ. 2548
Remark : The laboratory has been accepted as an accredited laboratory complying with the ISO/IEC 17025.

Technical Management Chontichak.
Chonticha Subongkoch
Scientist (3)

Approved by Supot S.
Supot Salamteh
Section Head

ADDRESS 616/10 Moo 5 T. Maenam Khu A. Pluakdaeng Rayong 21140 Thailand | PHONE +66 0 3304 8555 | FAX +66 0 3304 8556
ALS LABORATORY GROUP (THAILAND) CO., LTD. An ALS Limited Company
Life Sciences www.alsglobal.com
RIGHT SOLUTIONS RIGHT PARTNER
9415-43/ EMAIL S:\Reports_Air Noise.rpt (3:16PM)

ภาคผนวก ค-11

ระดับเสียงเฉลี่ย 5 นาที และระดับเสียงเปอร์เซ็นไทล์ที่ 90

Analysis / Test Report

Client : Rojana Industrial Park Prachinburi Co., Ltd.
141 Moo12, Tambol Hua-Wa, Amphur Sirmahaphot, Prachinburi Thailand 25140

Lot ID: 2646349
Date Received :Jun 15, 2026
Date Reported :Jun 20, 2026
Report Number :3597350-1

P/O : RJN.PJ-025/68
Project Name : Prachinburi
Project Location :

Sample Number 2646349-1
Parameter Noise Level (Leq 5 min)
Location บ้านโคกลุดมดี (N1) (GPS 47P 0774760, 1526379)
Measurement Date Jun 06 - Jun 07, 2026
Measurement by Nontachai Uppathamp
Sound Level meter Serial No. 00296516

Jun 06, 2026 Time	Leq dB(A)	L90 dB(A)	Jun 06, 2026 Time	Leq dB(A)	L90 dB(A)	Jun 06, 2026 Time	Leq dB(A)	L90 dB(A)
10:00 AM - 10:05 AM	54.9	49.9	12:40 PM - 12:45 PM	53.9	51.5	03:20 PM - 03:25 PM	59.5	55.3
10:05 AM - 10:10 AM	54.1	50.3	12:45 PM - 12:50 PM	53.7	51.2	03:25 PM - 03:30 PM	58.9	53.5
10:10 AM - 10:15 AM	56.1	51.4	12:50 PM - 12:55 PM	53.6	51.2	03:30 PM - 03:35 PM	56.0	53.2
10:15 AM - 10:20 AM	54.5	51.8	12:55 PM - 01:00 PM	57.6	53.5	03:35 PM - 03:40 PM	58.5	56.6
10:20 AM - 10:25 AM	54.1	50.0	01:00 PM - 01:05 PM	55.2	52.4	03:40 PM - 03:45 PM	58.0	56.3
10:25 AM - 10:30 AM	52.9	50.6	01:05 PM - 01:10 PM	55.1	52.8	03:45 PM - 03:50 PM	58.0	56.0
10:30 AM - 10:35 AM	54.6	50.5	01:10 PM - 01:15 PM	54.1	52.3	03:50 PM - 03:55 PM	56.6	54.9
10:35 AM - 10:40 AM	53.8	51.1	01:15 PM - 01:20 PM	55.3	52.1	03:55 PM - 04:00 PM	57.2	55.2
10:40 AM - 10:45 AM	52.8	48.2	01:20 PM - 01:25 PM	54.3	51.8	04:00 PM - 04:05 PM	57.3	53.5
10:45 AM - 10:50 AM	54.4	50.3	01:25 PM - 01:30 PM	55.9	52.4	04:05 PM - 04:10 PM	56.5	54.4
10:50 AM - 10:55 AM	54.7	51.2	01:30 PM - 01:35 PM	58.1	51.6	04:10 PM - 04:15 PM	56.2	52.9
10:55 AM - 11:00 AM	54.1	49.1	01:35 PM - 01:40 PM	57.8	52.1	04:15 PM - 04:20 PM	56.1	53.9
11:00 AM - 11:05 AM	53.3	50.1	01:40 PM - 01:45 PM	55.1	52.8	04:20 PM - 04:25 PM	55.3	52.3
11:05 AM - 11:10 AM	53.9	50.3	01:45 PM - 01:50 PM	54.4	51.5	04:25 PM - 04:30 PM	56.1	53.1
11:10 AM - 11:15 AM	57.9	52.5	01:50 PM - 01:55 PM	53.6	51.4	04:30 PM - 04:35 PM	55.9	53.2
11:15 AM - 11:20 AM	53.8	51.3	01:55 PM - 02:00 PM	52.8	50.1	04:35 PM - 04:40 PM	56.9	53.8
11:20 AM - 11:25 AM	54.0	52.4	02:00 PM - 02:05 PM	54.7	50.3	04:40 PM - 04:45 PM	55.9	52.9
11:25 AM - 11:30 AM	55.8	52.2	02:05 PM - 02:10 PM	54.9	50.4	04:45 PM - 04:50 PM	55.4	52.2
11:30 AM - 11:35 AM	56.8	51.8	02:10 PM - 02:15 PM	54.2	50.7	04:50 PM - 04:55 PM	56.1	53.5
11:35 AM - 11:40 AM	56.0	52.2	02:15 PM - 02:20 PM	54.7	52.7	04:55 PM - 05:00 PM	55.5	52.6
11:40 AM - 11:45 AM	58.0	53.3	02:20 PM - 02:25 PM	56.6	52.6	05:00 PM - 05:05 PM	56.1	53.2
11:45 AM - 11:50 AM	56.4	53.7	02:25 PM - 02:30 PM	55.1	53.2	05:05 PM - 05:10 PM	57.9	54.8
11:50 AM - 11:55 AM	56.0	51.9	02:30 PM - 02:35 PM	55.7	53.5	05:10 PM - 05:15 PM	57.6	55.1
11:55 AM - 12:00 PM	54.8	52.5	02:35 PM - 02:40 PM	56.5	53.2	05:15 PM - 05:20 PM	58.5	56.2
12:00 PM - 12:05 PM	56.5	52.4	02:40 PM - 02:45 PM	54.8	50.3	05:20 PM - 05:25 PM	56.9	54.4
12:05 PM - 12:10 PM	55.7	53.0	02:45 PM - 02:50 PM	67.0	61.5	05:25 PM - 05:30 PM	57.1	55.2
12:10 PM - 12:15 PM	54.7	50.1	02:50 PM - 02:55 PM	66.6	55.0	05:30 PM - 05:35 PM	55.8	53.8
12:15 PM - 12:20 PM	56.3	52.2	02:55 PM - 03:00 PM	58.6	54.3	05:35 PM - 05:40 PM	55.4	53.3
12:20 PM - 12:25 PM	56.6	53.1	03:00 PM - 03:05 PM	72.3	62.0	05:40 PM - 05:45 PM	56.2	53.2
12:25 PM - 12:30 PM	56.0	51.0	03:05 PM - 03:10 PM	69.2	61.0	05:45 PM - 05:50 PM	55.6	52.7
12:30 PM - 12:35 PM	55.2	52.0	03:10 PM - 03:15 PM	68.7	60.4	05:50 PM - 05:55 PM	56.0	53.4
12:35 PM - 12:40 PM	58.0	52.2	03:15 PM - 03:20 PM	67.6	62.7	05:55 PM - 06:00 PM	55.7	53.5

The above results are valid only for the analyzed/tested sample(s) as indicated in this report. No part of this report or certificate may be reproduced in any form without written consent from the Laboratory. ALS Laboratory Group (Thailand) strongly recommends that this report is not reproduced except in full.

Approved by
Sarayuth Jittranont
Assistant General Manager

Analysis / Test Report

Client : Rojana Industrial Park Prachinburi Co., Ltd.
141 Moo12, Tambol Hua-Wa, Amphur Sirmahaphot, Prachinburi Thailand 25140

Lot ID: 2646349
Date Received :Jun 15, 2026
Date Reported :Jun 20, 2026
Report Number :3597350-1

P/O : RJN.PJ-025/68
Project Name : Prachinburi
Project Location :

Sample Number 2646349-1
Parameter Noise Level (Leq 5 min)
Location บ้านโคกลุดมดี (N1) (GPS 47P 0774760, 1526379)
Measurement Date Jun 06 - Jun 07, 2026
Measurement by Nontachai Uppathamp
Sound Level meter Serial No. 00296516

Jun 06, 2026 Time	Leq dB(A)	L90 dB(A)	Jun 06, 2026 Time	Leq dB(A)	L90 dB(A)	Jun 06 - Jun 07, 2026 Time	Leq dB(A)	L90 dB(A)
06:00 PM - 06:05 PM	55.1	52.0	08:40 PM - 08:45 PM	53.4	50.5	11:20 PM - 11:25 PM	50.2	46.9
06:05 PM - 06:10 PM	54.8	52.6	08:45 PM - 08:50 PM	53.6	51.0	11:25 PM - 11:30 PM	52.8	49.9
06:10 PM - 06:15 PM	56.6	53.3	08:50 PM - 08:55 PM	56.9	53.4	11:30 PM - 11:35 PM	52.1	47.1
06:15 PM - 06:20 PM	54.6	52.4	08:55 PM - 09:00 PM	57.9	57.1	11:35 PM - 11:40 PM	51.5	48.2
06:20 PM - 06:25 PM	55.1	52.0	09:00 PM - 09:05 PM	58.1	57.1	11:40 PM - 11:45 PM	50.8	47.8
06:25 PM - 06:30 PM	55.1	51.6	09:05 PM - 09:10 PM	58.0	57.1	11:45 PM - 11:50 PM	50.6	47.6
06:30 PM - 06:35 PM	55.7	52.9	09:10 PM - 09:15 PM	56.3	52.0	11:50 PM - 11:55 PM	49.8	45.9
06:35 PM - 06:40 PM	54.7	51.9	09:15 PM - 09:20 PM	53.5	51.0	11:55 PM - 12:00 AM	49.5	45.6
06:40 PM - 06:45 PM	56.5	53.7	09:20 PM - 09:25 PM	52.5	49.9	12:00 AM - 12:05 AM	50.0	45.5
06:45 PM - 06:50 PM	58.0	56.1	09:25 PM - 09:30 PM	52.9	50.3	12:05 AM - 12:10 AM	48.4	45.2
06:50 PM - 06:55 PM	60.8	59.9	09:30 PM - 09:35 PM	54.7	49.9	12:10 AM - 12:15 AM	51.3	47.2
06:55 PM - 07:00 PM	61.4	59.8	09:35 PM - 09:40 PM	55.3	54.1	12:15 AM - 12:20 AM	49.7	46.1
07:00 PM - 07:05 PM	59.2	57.9	09:40 PM - 09:45 PM	55.6	54.0	12:20 AM - 12:25 AM	50.2	44.8
07:05 PM - 07:10 PM	61.8	61.2	09:45 PM - 09:50 PM	55.7	53.8	12:25 AM - 12:30 AM	49.2	43.4
07:10 PM - 07:15 PM	62.0	61.0	09:50 PM - 09:55 PM	53.1	49.4	12:30 AM - 12:35 AM	49.0	44.8
07:15 PM - 07:20 PM	61.6	61.0	09:55 PM - 10:00 PM	52.5	48.6	12:35 AM - 12:40 AM	48.0	44.5
07:20 PM - 07:25 PM	62.1	61.1	10:00 PM - 10:05 PM	53.6	49.1	12:40 AM - 12:45 AM	48.9	43.6
07:25 PM - 07:30 PM	62.7	62.3	10:05 PM - 10:10 PM	52.0	49.4	12:45 AM - 12:50 AM	47.7	43.2
07:30 PM - 07:35 PM	62.5	61.7	10:10 PM - 10:15 PM	51.8	48.6	12:50 AM - 12:55 AM	49.4	44.5
07:35 PM - 07:40 PM	62.4	61.8	10:15 PM - 10:20 PM	52.1	49.0	12:55 AM - 01:00 AM	47.0	42.5
07:40 PM - 07:45 PM	62.0	61.4	10:20 PM - 10:25 PM	53.1	50.1	01:00 AM - 01:05 AM	49.0	42.9
07:45 PM - 07:50 PM	61.9	61.4	10:25 PM - 10:30 PM	52.6	48.9	01:05 AM - 01:10 AM	50.3	45.4
07:50 PM - 07:55 PM	61.6	61.1	10:30 PM - 10:35 PM	52.5	49.5	01:10 AM - 01:15 AM	50.4	46.3
07:55 PM - 08:00 PM	60.9	60.4	10:35 PM - 10:40 PM	51.9	49.0	01:15 AM - 01:20 AM	47.4	44.3
08:00 PM - 08:05 PM	60.9	60.3	10:40 PM - 10:45 PM	52.4	48.9	01:20 AM - 01:25 AM	50.5	44.8
08:05 PM - 08:10 PM	60.6	60.0	10:45 PM - 10:50 PM	52.7	49.6	01:25 AM - 01:30 AM	50.0	45.2
08:10 PM - 08:15 PM	60.0	59.2	10:50 PM - 10:55 PM	52.6	48.9	01:30 AM - 01:35 AM	48.1	45.0
08:15 PM - 08:20 PM	59.7	59.1	10:55 PM - 11:00 PM	51.5	47.7	01:35 AM - 01:40 AM	50.0	46.2
08:20 PM - 08:25 PM	59.8	59.0	11:00 PM - 11:05 PM	50.7	47.2	01:40 AM - 01:45 AM	48.4	44.6
08:25 PM - 08:30 PM	57.8	55.6	11:05 PM - 11:10 PM	50.0	46.7	01:45 AM - 01:50 AM	48.8	45.2
08:30 PM - 08:35 PM	56.9	55.6	11:10 PM - 11:15 PM	52.8	49.1	01:50 AM - 01:55 AM	48.3	45.0
08:35 PM - 08:40 PM	55.7	54.6	11:15 PM - 11:20 PM	53.4	47.9	01:55 AM - 02:00 AM	47.0	42.6

The above results are valid only for the analyzed/tested sample(s) as indicated in this report. No part of this report or certificate may be reproduced in any form without written consent from the Laboratory. ALS Laboratory Group (Thailand) strongly recommends that this report is not reproduced except in full.

Approved by
Sarayuth Jittranont
Assistant General Manager

ADDRESS 616/10 Moo 5 T. Maenam Khu A. Pluakdaeng Rayong 21140 Thailand | PHONE +66 0 3304 8555 | FAX +66 0 3304 8556
ALS LABORATORY GROUP (THAILAND) CO., LTD. An ALS Limited Company
Life Sciences www.alsglobal.com
RIGHT SOLUTIONS RIGHT PARTNER

Analysis / Test Report

Client : Rojana Industrial Park Prachinburi Co., Ltd.
141 Moo12, Tambol Hua-Wa, Amphur Sirmahaphot, Prachinburi Thailand 25140

Lot ID: 2646349
Date Received :Jun 15, 2026
Date Reported :Jun 20, 2026
Report Number :3597350-1

P/O : RJN.PJ-025/68
Project Name : Prachinburi
Project Location :

Sample Number 2646349-1
Parameter Noise Level (Leq 5 min)
Location บ้านโคกลุดมดี (N1) (GPS 47P 0774760, 1526379)
Measurement Date Jun 06 - Jun 07, 2026
Measurement by Nontachai Uppathamp
Sound Level meter Serial No. 00296516

Jun 07, 2026 Time	Leq dB(A)	L90 dB(A)	Jun 07, 2026 Time	Leq dB(A)	L90 dB(A)	Jun 07, 2026 Time	Leq dB(A)	L90 dB(A)
02:00 AM - 02:05 AM	48.2	44.3	04:40 AM - 04:45 AM	49.5	45.9	07:20 AM - 07:25 AM	55.5	50.1
02:05 AM - 02:10 AM	48.1	43.9	04:45 AM - 04:50 AM	49.6	46.4	07:25 AM - 07:30 AM	53.4	49.6
02:10 AM - 02:15 AM	47.1	42.3	04:50 AM - 04:55 AM	49.2	46.3	07:30 AM - 07:35 AM	53.4	49.0
02:15 AM - 02:20 AM	47.8	44.7	04:55 AM - 05:00 AM	53.6	48.0	07:35 AM - 07:40 AM	53.4	49.7
02:20 AM - 02:25 AM	48.6	44.7	05:00 AM - 05:05 AM	52.7	47.6	07:40 AM - 07:45 AM	51.8	48.6
02:25 AM - 02:30 AM	47.5	44.1	05:05 AM - 05:10 AM	52.0	49.4	07:45 AM - 07:50 AM	53.1	49.7
02:30 AM - 02:35 AM	48.4	43.3	05:10 AM - 05:15 AM	53.7	48.1	07:50 AM - 07:55 AM	52.9	49.6
02:35 AM - 02:40 AM	49.5	44.3	05:15 AM - 05:20 AM	53.4	49.2	07:55 AM - 08:00 AM	51.9	48.1
02:40 AM - 02:45 AM	50.4	45.3	05:20 AM - 05:25 AM	54.6	51.9	08:00 AM - 08:05 AM	52.2	48.5
02:45 AM - 02:50 AM	47.7	43.9	05:25 AM - 05:30 AM	54.9	52.9	08:05 AM - 08:10 AM	57.3	49.8
02:50 AM - 02:55 AM	47.9	43.1	05:30 AM - 05:35 AM	52.7	49.7	08:10 AM - 08:15 AM	55.3	51.3
02:55 AM - 03:00 AM	48.2	43.9	05:35 AM - 05:40 AM	55.0	49.7	08:15 AM - 08:20 AM	52.5	47.9
03:00 AM - 03:05 AM	47.0	43.2	05:40 AM - 05:45 AM	53.8	50.2	08:20 AM - 08:25 AM	53.0	48.4
03:05 AM - 03:10 AM	53.7	45.5	05:45 AM - 05:50 AM	53.3	50.3	08:25 AM - 08:30 AM	52.9	48.4
03:10 AM - 03:15 AM	49.2	42.9	05:50 AM - 05:55 AM	53.3	50.0	08:30 AM - 08:35 AM	57.5	49.3
03:15 AM - 03:20 AM	46.9	43.3	05:55 AM - 06:00 AM	54.4	50.0	08:35 AM - 08:40 AM	52.4	46.9
03:20 AM - 03:25 AM	46.5	42.6	06:00 AM - 06:05 AM	52.5	48.8	08:40 AM - 08:45 AM	54.3	48.2
03:25 AM - 03:30 AM	49.3	45.1	06:05 AM - 06:10 AM	52.1	49.2	08:45 AM - 08:50 AM	53.7	50.0
03:30 AM - 03:35 AM	47.6	44.6	06:10 AM - 06:15 AM	52.7	49.5	08:50 AM - 08:55 AM	58.3	47.7
03:35 AM - 03:40 AM	47.9	44.5	06:15 AM - 06:20 AM	51.9	49.0	08:55 AM - 09:00 AM	55.5	50.3
03:40 AM - 03:45 AM	50.5	44.7	06:20 AM - 06:25 AM	53.4	50.2	09:00 AM - 09:05 AM	52.5	48.6
03:45 AM - 03:50 AM	48.4	45.6	06:25 AM - 06:30 AM	52.9	49.7	09:05 AM - 09:10 AM	52.2	49.2
03:50 AM - 03:55 AM	47.2	44.0	06:30 AM - 06:35 AM	57.4	49.6	09:10 AM - 09:15 AM	53.3	48.8
03:55 AM - 04:00 AM	48.4	44.9	06:35 AM - 06:40 AM	52.3	48.5	09:15 AM - 09:20 AM	55.9	48.6
04:00 AM - 04:05 AM	48.4	44.2	06:40 AM - 06:45 AM	53.7	50.1	09:20 AM - 09:25 AM	53.5	49.6
04:05 AM - 04:10 AM	46.6	44.0	06:45 AM - 06:50 AM	52.9	48.2	09:25 AM - 09:30 AM	54.7	51.4
04:10 AM - 04:15 AM	48.3	45.6	06:50 AM - 06:55 AM	53.2	48.8	09:30 AM - 09:35 AM	53.3	50.1
04:15 AM - 04:20 AM	47.6	44.8	06:55 AM - 07:00 AM	52.8	48.7	09:35 AM - 09:40 AM	51.8	48.3
04:20 AM - 04:25 AM	48.9	45.7	07:00 AM - 07:05 AM	52.8	48.8	09:40 AM - 09:45 AM	52.3	48.9
04:25 AM - 04:30 AM	48.9	45.3	07:05 AM - 07:10 AM	53.6	49.0	09:45 AM - 09:50 AM	51.4	47.8
04:30 AM - 04:35 AM	49.7	45.0	07:10 AM - 07:15 AM	55.4	49.2	09:50 AM - 09:55 AM	56.9	49.0
04:35 AM - 04:40 AM	47.3	44.4	07:15 AM - 07:20 AM	53.0	49.8	09:55 AM - 10:00 AM	53.1	47.4

The above results are valid only for the analyzed/tested sample(s) as indicated in this report. No part of this report or certificate may be reproduced in any form without written consent from the Laboratory. ALS Laboratory Group (Thailand) strongly recommends that this report is not reproduced except in full.

Approved by
Sarayuth Jittranont
Assistant General Manager

ADDRESS 616/10 Moo 5 T. Maenam Khu A. Pluakdaeng Rayong 21140 Thailand | PHONE +66 0 3304 8555 | FAX +66 0 3304 8556
ALS LABORATORY GROUP (THAILAND) CO., LTD. An ALS Limited Company
Life Sciences www.alsglobal.com
RIGHT SOLUTIONS RIGHT PARTNER

Analysis / Test Report

Client : Rojana Industrial Park Prachinburi Co., Ltd.
141 Moo12, Tambol Hua-Wa, Amphur Sirmahaphot, Prachinburi Thailand 25140

Lot ID: 2646349
Date Received :Jun 15, 2026
Date Reported :Jun 20, 2026
Report Number :3597351-1

P/O : RJN.PJ-025/68
Project Name : Prachinburi
Project Location :

Sample Number 2646349-2
Parameter Noise Level (Leq 5 min)
Location บ้านโคกลุดมดี (N1) (GPS 47P 0774760, 1526379)
Measurement Date Jun 07 - Jun 08, 2026
Measurement by Nontachai Uppathamp
Sound Level meter Serial No. 00296516

Jun 07, 2026 Time	Leq dB(A)	L90 dB(A)	Jun 07, 2026 Time	Leq dB(A)	L90 dB(A)	Jun 07, 2026 Time	Leq dB(A)	L90 dB(A)
10:00 AM - 10:05 AM	53.0	47.5	12:40 PM - 12:45 PM	52.9	48.0	03:20 PM - 03:25 PM	53.5	49.6
10:05 AM - 10:10 AM	53.5	48.6	12:45 PM - 12:50 PM	52.9	49.2	03:25 PM - 03:30 PM	52.3	49.6
10:10 AM - 10:15 AM	53.6	48.2	12:50 PM - 12:55 PM	52.1	48.2	03:30 PM - 03:35 PM	53.8	50.0
10:15 AM - 10:20 AM	51.8	48.5	12:55 PM - 01:00 PM	51.8	48.3	03:35 PM - 03:40 PM	52.5	48.9
10:20 AM - 10:25 AM	62.0	54.9	01:00 PM - 01:05 PM	52.1	48.2	03:40 PM - 03:45 PM	52.0	49.4
10:25 AM - 10:30 AM	54.3	51.3	01:05 PM - 01:10 PM	51.7	48.4	03:45 PM - 03:50 PM	52.7	49.1
10:30 AM - 10:35 AM	53.6	49.1	01:10 PM - 01:15 PM	52.9	49.5	03:50 PM - 03:55 PM	51.7	48.2
10:35 AM - 10:40 AM	52.1	49.4	01:15 PM - 01:20 PM	53.8	50.3	03:55 PM - 04:00 PM	53.3	50.0
10:40 AM - 10:45 AM	55.2	49.5	01:20 PM - 01:25 PM	61.2	50.5	04:00 PM - 04:05 PM	53.2	49.6
10:45 AM - 10:50 AM	52.6	48.3	01:25 PM - 01:30 PM	54.3	49.5	04:05 PM - 04:10 PM	52.4	48.3
10:50 AM - 10:55 AM	56.4	49.3	01:30 PM - 01:35 PM	54.0	49.3	04:10 PM - 04:15 PM	51.9	48.8
10:55 AM - 11:00 AM	52.5	49.2	01:35 PM - 01:40 PM	56.8	48.0	04:15 PM - 04:20 PM	53.4	49.8
11:00 AM - 11:05 AM	52.7	49.5	01:40 PM - 01:45 PM	58.9	48.4	04:20 PM - 04:25 PM	53.1	50.0
11:05 AM - 11:10 AM	53.6	50.1	01:45 PM - 01:50 PM	51.0	47.3	04:25 PM - 04:30 PM	53.6	50.8
11:10 AM - 11:15 AM	53.1	50.4	01:50 PM - 01:55 PM	53.9	50.2	04:30 PM - 04:35 PM	53.2	50.4
11:15 AM - 11:20 AM	53.1	49.4	01:55 PM - 02:00 PM	53.4	50.6	04:35 PM - 04:40 PM	52.9	49.8
11:20 AM - 11:25 AM	53.0	49.1	02:00 PM - 02:05 PM	55.3	50.2	04:40 PM - 04:45 PM	53.6	50.8
11:25 AM - 11:30 AM	53.3	49.7	02:05 PM - 02:10 PM	52.8	49.2	04:45 PM - 04:50 PM	52.8	50.2
11:30 AM - 11:35 AM	58.4	50.8	02:10 PM - 02:15 PM	53.3	49.8	04:50 PM - 04:55 PM	52.1	49.3
11:35 AM - 11:40 AM	54.9	50.8	02:15 PM - 02:20 PM	53.6	49.6	04:55 PM - 05:00 PM	52.3	48.8
11:40 AM - 11:45 AM	55.4	49.3	02:20 PM - 02:25 PM	53.1	50.1	05:00 PM - 05:05 PM	55.0	49.9
11:45 AM - 11:50 AM	54.2	49.1	02:25 PM - 02:30 PM	53.2	49.9	05:05 PM - 05:10 PM	53.2	50.4
11:50 AM - 11:55 AM	55.2	48.6	02:30 PM - 02:35 PM	53.0	49.3	05:10 PM - 05:15 PM	53.2	49.7
11:55 AM - 12:00 PM	51.7	48.4	02:35 PM - 02:40 PM	53.5	49.7	05:15 PM - 05:20 PM	53.3	50.8
12:00 PM - 12:05 PM	52.8	48.6	02:40 PM - 02:45 PM	53.1	50.4	05:20 PM - 05:25 PM	52.7	50.0
12:05 PM - 12:10 PM	53.1	48.9	02:45 PM - 02:50 PM	52.5	49.0	05:25 PM - 05:30 PM	52.2	48.5
12:10 PM - 12:15 PM	53.3	49.4	02:50 PM - 02:55 PM	53.2	50.6	05:30 PM - 05:35 PM	52.6	49.0
12:15 PM - 12:20 PM	51.8	47.7	02:55 PM - 03:00 PM	53.1	50.4	05:35 PM - 05:40 PM	51.5	48.5
12:20 PM - 12:25 PM	52.5	48.8	03:00 PM - 03:05 PM	53.4	51.0	05:40 PM - 05:45 PM	52.1	48.3
12:25 PM - 12:30 PM	51.9	46.7	03:05 PM - 03:10 PM	53.9	51.1	05:45 PM - 05:50 PM	51.9	46.1
12:30 PM - 12:35 PM	53.0	48.0	03:10 PM - 03:15 PM	54.6	52.6	05:50 PM - 05:55 PM	52.3	47.3
12:35 PM - 12:40 PM	51.9	47.5	03:15 PM - 03:20 PM	54.1	51.8	05:55 PM - 06:00 PM	52.6	47.9

The above results are valid only for the analyzed/tested sample(s) as indicated in this report. No part of this report or certificate may be reproduced in any form without written consent from the Laboratory. ALS Laboratory Group (Thailand) strongly recommends that this report is not reproduced except in full.

Approved by
Sarayuth Jittranont
Assistant General Manager

ADDRESS 616/10 Moo 5 T. Maenam Khu A. Pluakdaeng Rayong 21140 Thailand | PHONE +66 0 3304 8555 | FAX +66 0 3304 8556
ALS LABORATORY GROUP (THAILAND) CO., LTD. An ALS Limited Company
Life Sciences www.alsglobal.com
RIGHT SOLUTIONS RIGHT PARTNER

Analysis / Test Report

Client : Rojana Industrial Park Prachinburi Co., Ltd.
141 Moo12, Tambol Hua-Wa, Amphur Sirmahaphot, Prachinburi Thailand 25140

Lot ID: 2646349
Date Received :Jun 15, 2026
Date Reported :Jun 20, 2026
Report Number :3597351-1

P/O : RJN.PJ-025/68
Project Name : Prachinburi
Project Location :

Sample Number 2646349-2
Parameter Noise Level (Leq 5 min)
Location บ้านโคกอุดมดี (N1) (GPS 47P 0774760, 1526379)
Measurement Date Jun 07 - Jun 08, 2026
Measurement by Nontachai Uppathamp
Sound Level meter Serial No. 00296516

Jun 07, 2026 Time	Leq dB(A)	L90 dB(A)	Jun 07, 2026 Time	Leq dB(A)	L90 dB(A)	Jun 07 - Jun 08, 2026 Time	Leq dB(A)	L90 dB(A)
06:00 PM - 06:05 PM	52.6	47.8	08:40 PM - 08:45 PM	56.1	54.1	11:20 PM - 11:25 PM	50.4	46.3
06:05 PM - 06:10 PM	52.0	48.1	08:45 PM - 08:50 PM	55.5	53.2	11:25 PM - 11:30 PM	48.4	44.1
06:10 PM - 06:15 PM	51.9	48.9	08:50 PM - 08:55 PM	55.2	53.4	11:30 PM - 11:35 PM	48.6	44.2
06:15 PM - 06:20 PM	51.5	48.0	08:55 PM - 09:00 PM	55.0	52.7	11:35 PM - 11:40 PM	47.6	43.3
06:20 PM - 06:25 PM	52.2	47.8	09:00 PM - 09:05 PM	55.0	53.1	11:40 PM - 11:45 PM	48.6	44.7
06:25 PM - 06:30 PM	52.7	49.7	09:05 PM - 09:10 PM	55.2	52.1	11:45 PM - 11:50 PM	46.6	43.6
06:30 PM - 06:35 PM	52.0	48.3	09:10 PM - 09:15 PM	55.2	52.4	11:50 PM - 11:55 PM	47.9	43.0
06:35 PM - 06:40 PM	60.3	56.8	09:15 PM - 09:20 PM	54.5	51.5	11:55 PM - 12:00 AM	48.8	44.7
06:40 PM - 06:45 PM	57.3	52.4	09:20 PM - 09:25 PM	55.3	53.0	12:00 AM - 12:05 AM	48.6	44.6
06:45 PM - 06:50 PM	56.9	51.3	09:25 PM - 09:30 PM	55.1	52.3	12:05 AM - 12:10 AM	48.9	44.5
06:50 PM - 06:55 PM	56.4	51.8	09:30 PM - 09:35 PM	55.3	52.2	12:10 AM - 12:15 AM	48.4	44.4
06:55 PM - 07:00 PM	63.9	55.3	09:35 PM - 09:40 PM	56.0	53.1	12:15 AM - 12:20 AM	47.2	44.0
07:00 PM - 07:05 PM	66.3	65.2	09:40 PM - 09:45 PM	54.9	51.3	12:20 AM - 12:25 AM	46.7	43.2
07:05 PM - 07:10 PM	66.7	66.4	09:45 PM - 09:50 PM	54.8	51.2	12:25 AM - 12:30 AM	48.2	44.1
07:10 PM - 07:15 PM	66.3	66.1	09:50 PM - 09:55 PM	54.4	49.9	12:30 AM - 12:35 AM	47.1	43.4
07:15 PM - 07:20 PM	66.9	66.0	09:55 PM - 10:00 PM	53.6	46.2	12:35 AM - 12:40 AM	47.7	43.1
07:20 PM - 07:25 PM	62.4	60.5	10:00 PM - 10:05 PM	50.4	46.1	12:40 AM - 12:45 AM	48.9	43.6
07:25 PM - 07:30 PM	59.9	58.5	10:05 PM - 10:10 PM	50.4	45.5	12:45 AM - 12:50 AM	48.9	43.6
07:30 PM - 07:35 PM	59.2	58.0	10:10 PM - 10:15 PM	51.5	46.3	12:50 AM - 12:55 AM	46.5	42.1
07:35 PM - 07:40 PM	58.8	57.5	10:15 PM - 10:20 PM	50.2	46.5	12:55 AM - 01:00 AM	47.2	43.9
07:40 PM - 07:45 PM	58.1	56.6	10:20 PM - 10:25 PM	49.3	45.0	01:00 AM - 01:05 AM	46.4	41.2
07:45 PM - 07:50 PM	58.3	57.0	10:25 PM - 10:30 PM	49.9	46.6	01:05 AM - 01:10 AM	46.0	42.1
07:50 PM - 07:55 PM	57.2	55.6	10:30 PM - 10:35 PM	52.4	45.5	01:10 AM - 01:15 AM	47.8	44.0
07:55 PM - 08:00 PM	57.9	56.4	10:35 PM - 10:40 PM	49.3	46.1	01:15 AM - 01:20 AM	46.7	43.4
08:00 PM - 08:05 PM	57.4	56.2	10:40 PM - 10:45 PM	49.7	45.0	01:20 AM - 01:25 AM	46.7	43.4
08:05 PM - 08:10 PM	57.4	56.1	10:45 PM - 10:50 PM	49.1	45.6	01:25 AM - 01:30 AM	47.4	43.7
08:10 PM - 08:15 PM	56.5	55.3	10:50 PM - 10:55 PM	47.6	44.5	01:30 AM - 01:35 AM	49.1	45.6
08:15 PM - 08:20 PM	56.4	55.0	10:55 PM - 11:00 PM	49.7	46.2	01:35 AM - 01:40 AM	48.0	42.5
08:20 PM - 08:25 PM	56.5	55.2	11:00 PM - 11:05 PM	48.8	45.4	01:40 AM - 01:45 AM	45.6	41.7
08:25 PM - 08:30 PM	56.7	55.1	11:05 PM - 11:10 PM	49.9	45.5	01:45 AM - 01:50 AM	47.1	43.1
08:30 PM - 08:35 PM	57.6	54.6	11:10 PM - 11:15 PM	49.6	46.2	01:50 AM - 01:55 AM	47.2	44.0
08:35 PM - 08:40 PM	55.9	54.2	11:15 PM - 11:20 PM	49.8	47.2	01:55 AM - 02:00 AM	45.1	40.8

The above results are valid only for the analyzed/tested sample(s) as indicated in this report. No part of this report or certificate may be reproduced in any form without written consent from the Laboratory. ALS Laboratory Group (Thailand) strongly recommends that this report is not reproduced except in full.

Approved by
Sarayuth Jittranont
Assistant General Manager

Analysis / Test Report

Client : Rojana Industrial Park Prachinburi Co., Ltd.
141 Moo12, Tambol Hua-Wa, Amphur Sirmahaphot, Prachinburi Thailand 25140

Lot ID: 2646349
Date Received :Jun 15, 2026
Date Reported :Jun 20, 2026
Report Number :3597351-1

P/O : RJN.PJ-025/68
Project Name : Prachinburi
Project Location :

Sample Number 2646349-2
Parameter Noise Level (Leq 5 min)
Location บ้านโคกอุดมดี (N1) (GPS 47P 0774760, 1526379)
Measurement Date Jun 07 - Jun 08, 2026
Measurement by Nontachai Uppathamp
Sound Level meter Serial No. 00296516

Jun 08, 2026 Time	Leq dB(A)	L90 dB(A)	Jun 08, 2026 Time	Leq dB(A)	L90 dB(A)	Jun 08, 2026 Time	Leq dB(A)	L90 dB(A)
02:00 AM - 02:05 AM	46.4	41.7	04:40 AM - 04:45 AM	50.1	45.2	07:20 AM - 07:25 AM	55.4	52.5
02:05 AM - 02:10 AM	46.1	41.3	04:45 AM - 04:50 AM	48.9	45.9	07:25 AM - 07:30 AM	54.9	52.1
02:10 AM - 02:15 AM	48.2	43.1	04:50 AM - 04:55 AM	51.8	47.1	07:30 AM - 07:35 AM	54.6	51.9
02:15 AM - 02:20 AM	45.7	41.0	04:55 AM - 05:00 AM	49.0	44.8	07:35 AM - 07:40 AM	55.0	52.1
02:20 AM - 02:25 AM	46.4	42.7	05:00 AM - 05:05 AM	48.5	45.6	07:40 AM - 07:45 AM	55.5	52.9
02:25 AM - 02:30 AM	46.8	42.9	05:05 AM - 05:10 AM	49.0	45.8	07:45 AM - 07:50 AM	55.5	52.1
02:30 AM - 02:35 AM	48.1	43.2	05:10 AM - 05:15 AM	50.3	44.8	07:50 AM - 07:55 AM	55.1	51.2
02:35 AM - 02:40 AM	46.3	43.0	05:15 AM - 05:20 AM	54.6	47.2	07:55 AM - 08:00 AM	53.8	50.9
02:40 AM - 02:45 AM	45.9	42.4	05:20 AM - 05:25 AM	53.0	48.2	08:00 AM - 08:05 AM	54.0	50.9
02:45 AM - 02:50 AM	46.6	42.9	05:25 AM - 05:30 AM	52.3	50.6	08:05 AM - 08:10 AM	53.0	50.4
02:50 AM - 02:55 AM	47.3	43.6	05:30 AM - 05:35 AM	53.5	51.2	08:10 AM - 08:15 AM	53.7	50.6
02:55 AM - 03:00 AM	47.0	41.8	05:35 AM - 05:40 AM	52.7	49.5	08:15 AM - 08:20 AM	53.8	50.9
03:00 AM - 03:05 AM	47.0	43.7	05:40 AM - 05:45 AM	52.1	48.3	08:20 AM - 08:25 AM	53.9	51.2
03:05 AM - 03:10 AM	46.6	42.4	05:45 AM - 05:50 AM	52.6	49.4	08:25 AM - 08:30 AM	53.6	50.6
03:10 AM - 03:15 AM	44.3	40.4	05:50 AM - 05:55 AM	52.6	49.3	08:30 AM - 08:35 AM	55.4	50.8
03:15 AM - 03:20 AM	45.7	42.9	05:55 AM - 06:00 AM	52.4	48.8	08:35 AM - 08:40 AM	53.0	49.4
03:20 AM - 03:25 AM	47.9	43.6	06:00 AM - 06:05 AM	52.9	49.7	08:40 AM - 08:45 AM	53.2	50.4
03:25 AM - 03:30 AM	46.7	41.9	06:05 AM - 06:10 AM	52.1	49.3	08:45 AM - 08:50 AM	55.8	49.9
03:30 AM - 03:35 AM	46.5	42.2	06:10 AM - 06:15 AM	53.0	49.3	08:50 AM - 08:55 AM	53.6	49.7
03:35 AM - 03:40 AM	48.1	43.6	06:15 AM - 06:20 AM	52.9	50.6	08:55 AM - 09:00 AM	53.8	49.9
03:40 AM - 03:45 AM	48.7	45.1	06:20 AM - 06:25 AM	51.9	49.4	09:00 AM - 09:05 AM	53.4	50.0
03:45 AM - 03:50 AM	47.5	43.2	06:25 AM - 06:30 AM	53.2	49.6	09:05 AM - 09:10 AM	54.8	52.4
03:50 AM - 03:55 AM	49.1	44.7	06:30 AM - 06:35 AM	52.7	49.3	09:10 AM - 09:15 AM	54.8	52.3
03:55 AM - 04:00 AM	47.6	44.3	06:35 AM - 06:40 AM	52.8	48.6	09:15 AM - 09:20 AM	54.8	52.8
04:00 AM - 04:05 AM	49.3	44.2	06:40 AM - 06:45 AM	52.7	49.9	09:20 AM - 09:25 AM	56.0	51.3
04:05 AM - 04:10 AM	54.4	44.8	06:45 AM - 06:50 AM	52.9	49.7	09:25 AM - 09:30 AM	57.6	50.7
04:10 AM - 04:15 AM	48.9	45.5	06:50 AM - 06:55 AM	53.4	50.6	09:30 AM - 09:35 AM	54.7	51.7
04:15 AM - 04:20 AM	50.2	45.7	06:55 AM - 07:00 AM	54.5	50.6	09:35 AM - 09:40 AM	55.1	52.5
04:20 AM - 04:25 AM	47.6	44.4	07:00 AM - 07:05 AM	53.7	50.1	09:40 AM - 09:45 AM	54.6	52.1
04:25 AM - 04:30 AM	48.9	45.2	07:05 AM - 07:10 AM	53.7	51.1	09:45 AM - 09:50 AM	55.1	52.2
04:30 AM - 04:35 AM	49.3	44.6	07:10 AM - 07:15 AM	54.6	50.8	09:50 AM - 09:55 AM	55.2	52.5
04:35 AM - 04:40 AM	49.9	45.6	07:15 AM - 07:20 AM	55.0	52.4	09:55 AM - 10:00 AM	54.0	50.8

The above results are valid only for the analyzed/tested sample(s) as indicated in this report. No part of this report or certificate may be reproduced in any form without written consent from the Laboratory. ALS Laboratory Group (Thailand) strongly recommends that this report is not reproduced except in full.

Approved by
Sarayuth Jittranont
Assistant General Manager

ADDRESS 616/10 Moo 5 T. Maenam Khu A. Pluakdaeng Rayong 21140 Thailand | PHONE +66 0 3304 8555 | FAX +66 0 3304 8556
ALS LABORATORY GROUP (THAILAND) CO., LTD. An ALS Limited Company
Life Sciences www.alsglobal.com
RIGHT SOLUTIONS RIGHT PARTNER

Analysis / Test Report

Client : Rojana Industrial Park Prachinburi Co., Ltd.
141 Moo12, Tambol Hua-Wa, Amphur Sirmahaphot, Prachinburi Thailand 25140

Lot ID: 2646349
Date Received :Jun 15, 2026
Date Reported :Jun 20, 2026
Report Number :3597352-1

P/O : RJN.PJ-025/68
Project Name : Prachinburi
Project Location :

Sample Number 2646349-3
Parameter Noise Level (Leq 5 min)
Location บ้านโคกอุดมดี (N1) (GPS 47P 0774760, 1526379)
Measurement Date Jun 08 - Jun 09, 2026
Measurement by Nontachai Uppathamp
Sound Level meter Serial No. 00296516

Jun 08, 2026 Time	Leq dB(A)	L90 dB(A)	Jun 08, 2026 Time	Leq dB(A)	L90 dB(A)	Jun 08, 2026 Time	Leq dB(A)	L90 dB(A)
10:00 AM - 10:05 AM	56.3	51.5	12:40 PM - 12:45 PM	53.6	50.8	03:20 PM - 03:25 PM	53.0	50.6
10:05 AM - 10:10 AM	54.3	50.9	12:45 PM - 12:50 PM	53.1	49.0	03:25 PM - 03:30 PM	52.1	49.3
10:10 AM - 10:15 AM	55.4	52.2	12:50 PM - 12:55 PM	53.7	50.8	03:30 PM - 03:35 PM	51.5	48.3
10:15 AM - 10:20 AM	54.5	51.9	12:55 PM - 01:00 PM	54.3	50.6	03:35 PM - 03:40 PM	59.9	53.3
10:20 AM - 10:25 AM	54.6	52.1	01:00 PM - 01:05 PM	52.6	49.5	03:40 PM - 03:45 PM	57.9	54.0
10:25 AM - 10:30 AM	56.1	52.4	01:05 PM - 01:10 PM	53.4	50.6	03:45 PM - 03:50 PM	58.2	53.0
10:30 AM - 10:35 AM	55.6	53.1	01:10 PM - 01:15 PM	53.1	50.4	03:50 PM - 03:55 PM	55.1	52.9
10:35 AM - 10:40 AM	57.4	51.5	01:15 PM - 01:20 PM	54.1	51.7	03:55 PM - 04:00 PM	53.3	50.2
10:40 AM - 10:45 AM	56.0	51.4	01:20 PM - 01:25 PM	55.5	50.0	04:00 PM - 04:05 PM	54.9	50.2
10:45 AM - 10:50 AM	53.5	50.9	01:25 PM - 01:30 PM	53.8	50.6	04:05 PM - 04:10 PM	53.1	50.4
10:50 AM - 10:55 AM	54.0	50.8	01:30 PM - 01:35 PM	55.2	51.4	04:10 PM - 04:15 PM	53.9	49.9
10:55 AM - 11:00 AM	53.0	50.3	01:35 PM - 01:40 PM	53.9	50.5	04:15 PM - 04:20 PM	54.0	51.7
11:00 AM - 11:05 AM	53.0	50.0	01:40 PM - 01:45 PM	52.7	50.0	04:20 PM - 04:25 PM	54.2	51.5
11:05 AM - 11:10 AM	54.5	49.5	01:45 PM - 01:50 PM	53.4	49.9	04:25 PM - 04:30 PM	53.6	50.1
11:10 AM - 11:15 AM	54.9	51.0	01:50 PM - 01:55 PM	51.9	49.0	04:30 PM - 04:35 PM	53.4	50.4
11:15 AM - 11:20 AM	52.6	49.3	01:55 PM - 02:00 PM	52.1	49.1	04:35 PM - 04:40 PM	53.7	50.3
11:20 AM - 11:25 AM	60.8	52.1	02:00 PM - 02:05 PM	52.3	49.4	04:40 PM - 04:45 PM	52.9	50.3
11:25 AM - 11:30 AM	55.2	50.1	02:05 PM - 02:10 PM	52.3	49.3	04:45 PM - 04:50 PM	53.1	50.5
11:30 AM - 11:35 AM	53.8	50.0	02:10 PM - 02:15 PM	53.1	50.0	04:50 PM - 04:55 PM	53.3	50.1
11:35 AM - 11:40 AM	52.7	49.5	02:15 PM - 02:20 PM	56.8	50.8	04:55 PM - 05:00 PM	53.3	50.2
11:40 AM - 11:45 AM	54.5	51.1	02:20 PM - 02:25 PM	53.9	51.8	05:00 PM - 05:05 PM	54.7	51.3
11:45 AM - 11:50 AM	53.9	49.5	02:25 PM - 02:30 PM	53.2	50.3	05:05 PM - 05:10 PM	53.2	50.1
11:50 AM - 11:55 AM	54.8	50.8	02:30 PM - 02:35 PM	53.5	50.3	05:10 PM - 05:15 PM	54.1	51.8
11:55 AM - 12:00 PM	53.4	49.9	02:35 PM - 02:40 PM	52.2	49.4	05:15 PM - 05:20 PM	54.8	52.6
12:00 PM - 12:05 PM	53.7	50.6	02:40 PM - 02:45 PM	53.4	48.8	05:20 PM - 05:25 PM	54.4	52.1
12:05 PM - 12:10 PM	53.9	50.8	02:45 PM - 02:50 PM	54.6	51.6	05:25 PM - 05:30 PM	53.6	50.8
12:10 PM - 12:15 PM	54.4	52.3	02:50 PM - 02:55 PM	54.1	51.3	05:30 PM - 05:35 PM	54.5	50.9
12:15 PM - 12:20 PM	53.9	51.4	02:55 PM - 03:00 PM	55.1	52.4	05:35 PM - 05:40 PM	53.7	49.6
12:20 PM - 12:25 PM	53.6	50.7	03:00 PM - 03:05 PM	53.7	51.2	05:40 PM - 05:45 PM	53.8	50.3
12:25 PM - 12:30 PM	54.3	52.1	03:05 PM - 03:10 PM	56.8	54.2	05:45 PM - 05:50 PM	52.9	49.5
12:30 PM - 12:35 PM	54.3	51.4	03:10 PM - 03:15 PM	53.9	51.7	05:50 PM - 05:55 PM	53.5	50.6
12:35 PM - 12:40 PM	54.3	49.9	03:15 PM - 03:20 PM	54.3	50.7	05:55 PM - 06:00 PM	52.4	48.9

The above results are valid only for the analyzed/tested sample(s) as indicated in this report. No part of this report or certificate may be reproduced in any form without written consent from the Laboratory. ALS Laboratory Group (Thailand) strongly recommends that this report is not reproduced except in full.

Approved by
Sarayuth Jittranont
Assistant General Manager

ADDRESS 616/10 Moo 5 T. Maenam Khu A. Pluakdaeng Rayong 21140 Thailand | PHONE +66 0 3304 8555 | FAX +66 0 3304 8556
ALS LABORATORY GROUP (THAILAND) CO., LTD. An ALS Limited Company
Life Sciences www.alsglobal.com
RIGHT SOLUTIONS RIGHT PARTNER

Analysis / Test Report

Client : Rojana Industrial Park Prachinburi Co., Ltd.
141 Moo12, Tambol Hua-Wa, Amphur Sirmahaphot, Prachinburi Thailand 25140

Lot ID: 2646349
Date Received :Jun 15, 2026
Date Reported :Jun 20, 2026
Report Number :3597352-1

P/O : RJN.PJ-025/68
Project Name : Prachinburi
Project Location :

Sample Number 2646349-3
Parameter Noise Level (Leq 5 min)
Location บ้านโคกอุดมดี (N1) (GPS 47P 0774760, 1526379)
Measurement Date Jun 08 - Jun 09, 2026
Measurement by Nontachai Uppathamp
Sound Level meter Serial No. 00296516

Jun 08, 2026 Time	Leq dB(A)	L90 dB(A)	Jun 08, 2026 Time	Leq dB(A)	L90 dB(A)	Jun 08 - Jun 09, 2026 Time	Leq dB(A)	L90 dB(A)
06:00 PM - 06:05 PM	52.9	50.3	08:40 PM - 08:45 PM	52.6	50.5	11:20 PM - 11:25 PM	48.0	43.6
06:05 PM - 06:10 PM	52.2	48.7	08:45 PM - 08:50 PM	52.1	50.0	11:25 PM - 11:30 PM	49.7	45.5
06:10 PM - 06:15 PM	53.1	49.0	08:50 PM - 08:55 PM	51.8	48.9	11:30 PM - 11:35 PM	50.4	46.1
06:15 PM - 06:20 PM	52.9	50.1	08:55 PM - 09:00 PM	52.5	50.3	11:35 PM - 11:40 PM	49.1	45.3
06:20 PM - 06:25 PM	52.8	50.0	09:00 PM - 09:05 PM	51.8	49.5	11:40 PM - 11:45 PM	48.8	44.6
06:25 PM - 06:30 PM	54.5	50.3	09:05 PM - 09:10 PM	52.0	49.8	11:45 PM - 11:50 PM	47.6	42.6
06:30 PM - 06:35 PM	61.4	54.1	09:10 PM - 09:15 PM	51.2	48.3	11:50 PM - 11:55 PM	49.3	45.1
06:35 PM - 06:40 PM	57.0	55.8	09:15 PM - 09:20 PM	51.6	47.8	11:55 PM - 12:00 AM	49.1	45.2
06:40 PM - 06:45 PM	56.5	55.1	09:20 PM - 09:25 PM	52.3	47.5	12:00 AM - 12:05 AM	49.0	43.6
06:45 PM - 06:50 PM	56.0	54.8	09:25 PM - 09:30 PM	50.6	46.0	12:05 AM - 12:10 AM	47.3	40.9
06:50 PM - 06:55 PM	55.4	54.2	09:30 PM - 09:35 PM	50.3	46.4	12:10 AM - 12:15 AM	48.6	42.7
06:55 PM - 07:00 PM	56.2	54.8	09:35 PM - 09:40 PM	50.8	47.3	12:15 AM - 12:20 AM	48.6	44.2
07:00 PM - 07:05 PM	55.6	53.7	09:40 PM - 09:45 PM	51.6	48.4	12:20 AM - 12:25 AM	47.7	41.6
07:05 PM - 07:10 PM	55.9	54.6	09:45 PM - 09:50 PM	49.7	46.1	12:25 AM - 12:30 AM	49.1	45.2
07:10 PM - 07:15 PM	56.9	55.6	09:50 PM - 09:55 PM	50.3	45.9	12:30 AM - 12:35 AM	50.5	43.3
07:15 PM - 07:20 PM	56.0	55.2	09:55 PM - 10:00 PM	49.4	45.6	12:35 AM - 12:40 AM	48.7	43.8
07:20 PM - 07:25 PM	56.5	55.5	10:00 PM - 10:05 PM	51.0	45.9	12:40 AM - 12:45 AM	48.9	44.3
07:25 PM - 07:30 PM	56.4	55.5	10:05 PM - 10:10 PM	50.7	46.9	12:45 AM - 12:50 AM	48.2	43.5
07:30 PM - 07:35 PM	55.9	54.9	10:10 PM - 10:15 PM	50.6	46.7	12:50 AM - 12:55 AM	45.7	40.9
07:35 PM - 07:40 PM	54.8	53.6	10:15 PM - 10:20 PM	50.2	46.1	12:55 AM - 01:00 AM	47.3	41.4
07:40 PM - 07:45 PM	54.0	52.2	10:20 PM - 10:25 PM	50.6	46.0	01:00 AM - 01:05 AM	46.9	41.9
07:45 PM - 07:50 PM	54.4	53.0	10:25 PM - 10:30 PM	50.3	45.7	01:05 AM - 01:10 AM	48.9	42.4
07:50 PM - 07:55 PM	53.5	52.2	10:30 PM - 10:35 PM	50.1	46.7	01:10 AM - 01:15 AM	48.0	41.6
07:55 PM - 08:00 PM	53.2	50.4	10:35 PM - 10:40 PM	49.3	45.0	01:15 AM - 01:20 AM	50.0	43.1
08:00 PM - 08:05 PM	51.8	50.3	10:40 PM - 10:45 PM	50.9	44.9	01:20 AM - 01:25 AM	47.7	43.3
08:05 PM - 08:10 PM	51.9	49.1	10:45 PM - 10:50 PM	48.9	44.9	01:25 AM - 01:30 AM	46.8	41.6
08:10 PM - 08:15 PM	52.4	48.8	10:50 PM - 10:55 PM	48.6	43.7	01:30 AM - 01:35 AM	47.6	42.0
08:15 PM - 08:20 PM	51.4	47.8	10:55 PM - 11:00 PM	49.9	44.9	01:35 AM - 01:40 AM	46.0	41.1
08:20 PM - 08:25 PM	52.6	48.8	11:00 PM - 11:05 PM	50.1	46.2	01:40 AM - 01:45 AM	47.2	42.8
08:25 PM - 08:30 PM	51.7	49.3	11:05 PM - 11:10 PM	49.1	44.8	01:45 AM - 01:50 AM	48.5	43.7
08:30 PM - 08:35 PM	51.4	48.7	11:10 PM - 11:15 PM	50.8	46.9	01:50 AM - 01:55 AM	48.7	44.0
08:35 PM - 08:40 PM	52.3	50.3	11:15 PM - 11:20 PM	48.6	44.0	01:55 AM - 02:00 AM	48.6	43.7

The above results are valid only for the analyzed/tested sample(s) as indicated in this report. No part of this report or certificate may be reproduced in any form without written consent from the Laboratory. ALS Laboratory Group (Thailand) strongly recommends that this report is not reproduced except in full.

Approved by
Sarayuth Jittranont
Assistant General Manager

ADDRESS 616/10 Moo 5 T. Maenam Khu A. Pluakdaeng Rayong 21140 Thailand | PHONE +66 0 3304 8555 | FAX +66 0 3304 8556
ALS LABORATORY GROUP (THAILAND) CO., LTD. An ALS Limited Company
Life Sciences www.alsglobal.com
RIGHT SOLUTIONS RIGHT PARTNER

Analysis / Test Report

Client : Rojana Industrial Park Prachinburi Co., Ltd.
141 Moo12, Tambol Hua-Wa, Amphur Sirmahaphot, Prachinburi Thailand 25140

Lot ID: 2646349
Date Received :Jun 15, 2026
Date Reported :Jun 20, 2026
Report Number :3597352-1

P/O : RJN.PJ-025/68
Project Name : Prachinburi
Project Location :

Sample Number 2646349-3
Parameter Noise Level (Leq 5 min)
Location บ้านโคกอุดมดี (N1) (GPS 47P 0774760, 1526379)
Measurement Date Jun 08 - Jun 09, 2026
Measurement by Nontachai Uppathamp
Sound Level meter Serial No. 00296516

Jun 09, 2026 Time	Leq dB(A)	L90 dB(A)	Jun 09, 2026 Time	Leq dB(A)	L90 dB(A)	Jun 09, 2026 Time	Leq dB(A)	L90 dB(A)
02:00 AM - 02:05 AM	47.9	41.7	04:40 AM - 04:45 AM	50.0	46.9	07:20 AM - 07:25 AM	54.8	52.0
02:05 AM - 02:10 AM	49.1	43.0	04:45 AM - 04:50 AM	49.9	44.9	07:25 AM - 07:30 AM	54.3	51.6
02:10 AM - 02:15 AM	47.7	42.9	04:50 AM - 04:55 AM	47.2	44.0	07:30 AM - 07:35 AM	54.7	50.9
02:15 AM - 02:20 AM	48.5	43.4	04:55 AM - 05:00 AM	49.7	46.3	07:35 AM - 07:40 AM	53.6	51.2
02:20 AM - 02:25 AM	46.7	41.9	05:00 AM - 05:05 AM	50.4	47.4	07:40 AM - 07:45 AM	53.3	50.8
02:25 AM - 02:30 AM	51.0	43.2	05:05 AM - 05:10 AM	49.8	46.9	07:45 AM - 07:50 AM	59.0	50.2
02:30 AM - 02:35 AM	49.3	43.6	05:10 AM - 05:15 AM	51.1	46.0	07:50 AM - 07:55 AM	53.7	49.8
02:35 AM - 02:40 AM	47.6	43.4	05:15 AM - 05:20 AM	51.6	48.1	07:55 AM - 08:00 AM	53.5	50.3
02:40 AM - 02:45 AM	47.7	44.4	05:20 AM - 05:25 AM	53.8	49.3	08:00 AM - 08:05 AM	52.5	48.2
02:45 AM - 02:50 AM	46.4	42.7	05:25 AM - 05:30 AM	54.2	50.5	08:05 AM - 08:10 AM	53.5	49.8
02:50 AM - 02:55 AM	47.8	43.1	05:30 AM - 05:35 AM	51.6	48.4	08:10 AM - 08:15 AM	53.5	49.8
02:55 AM - 03:00 AM	48.3	42.9	05:35 AM - 05:40 AM	52.7	49.8	08:15 AM - 08:20 AM	52.5	49.4
03:00 AM - 03:05 AM	49.1	44.8	05:40 AM - 05:45 AM	52.3	49.6	08:20 AM - 08:25 AM	52.9	49.6
03:05 AM - 03:10 AM	48.5	42.8	05:45 AM - 05:50 AM	52.4	48.9	08:25 AM - 08:30 AM	52.6	49.8
03:10 AM - 03:15 AM	48.0	43.2	05:50 AM - 05:55 AM	54.1	50.0	08:30 AM - 08:35 AM	52.8	49.0
03:15 AM - 03:20 AM	48.6	42.8	05:55 AM - 06:00 AM	54.0	50.2	08:35 AM - 08:40 AM	53.2	49.7
03:20 AM - 03:25 AM	47.5	43.9	06:00 AM - 06:05 AM	52.1	48.4	08:40 AM - 08:45 AM	53.7	49.4
03:25 AM - 03:30 AM	47.4	43.5	06:05 AM - 06:10 AM	55.6	50.6	08:45 AM - 08:50 AM	53.4	50.3
03:30 AM - 03:35 AM	47.5	42.2	06:10 AM - 06:15 AM	55.1	50.4	08:50 AM - 08:55 AM	53.8	50.6
03:35 AM - 03:40 AM	48.2	43.8	06:15 AM - 06:20 AM	53.3	49.5	08:55 AM - 09:00 AM	55.7	50.8
03:40 AM - 03:45 AM	48.2	42.4	06:20 AM - 06:25 AM	53.4	50.3	09:00 AM - 09:05 AM	52.6	49.3
03:45 AM - 03:50 AM	48.6	43.7	06:25 AM - 06:30 AM	53.1	49.3	09:05 AM - 09:10 AM	52.7	50.3
03:50 AM - 03:55 AM	48.1	43.0	06:30 AM - 06:35 AM	52.4	49.2	09:10 AM - 09:15 AM	52.8	49.2
03:55 AM - 04:00 AM	48.3	44.0	06:35 AM - 06:40 AM	54.1	50.4	09:15 AM - 09:20 AM	51.8	49.0
04:00 AM - 04:05 AM	48.6	44.6	06:40 AM - 06:45 AM	53.3	49.8	09:20 AM - 09:25 AM	53.1	48.6
04:05 AM - 04:10 AM	49.6	44.0	06:45 AM - 06:50 AM	53.6	49.6	09:25 AM - 09:30 AM	53.3	49.4
04:10 AM - 04:15 AM	48.1	44.5	06:50 AM - 06:55 AM	53.5	49.1	09:30 AM - 09:35 AM	52.9	49.7
04:15 AM - 04:20 AM	50.6	44.9	06:55 AM - 07:00 AM	53.5	50.5	09:35 AM - 09:40 AM	53.1	50.3
04:20 AM - 04:25 AM	48.1	44.7	07:00 AM - 07:05 AM	53.8	50.5	09:40 AM - 09:45 AM	53.3	49.5
04:25 AM - 04:30 AM	49.3	45.0	07:05 AM - 07:10 AM	53.9	50.4	09:45 AM - 09:50 AM	54.2	49.0
04:30 AM - 04:35 AM	48.8	44.2	07:10 AM - 07:15 AM	54.3	50.5	09:50 AM - 09:55 AM	58.1	53.4
04:35 AM - 04:40 AM	48.6	44.1	07:15 AM - 07:20 AM	54.8	51.5	09:55 AM - 10:00 AM	53.5	48.9

The above results are valid only for the analyzed/tested sample(s) as indicated in this report. No part of this report or certificate may be reproduced in any form without written consent from the Laboratory. ALS Laboratory Group (Thailand) strongly recommends that this report is not reproduced except in full.

Approved by
Sarayuth Jittranont
Assistant General Manager

Analysis / Test Report

Client : Rojana Industrial Park Prachinburi Co., Ltd.
141 Moo12, Tambol Hua-Wa, Amphur Sirmahaphot, Prachinburi Thailand 25140

Lot ID: 2646349
Date Received :Jun 15, 2026
Date Reported :Jun 20, 2026
Report Number :3597353-1

P/O : RJN.PJ-025/68
Project Name : Prachinburi
Project Location :

Sample Number 2646349-4
Parameter Noise Level (Leq 5 min)
Location บ้านโคกอุดมดี (N1) (GPS 47P 0774760, 1526379)
Measurement Date Jun 09 - Jun 10, 2026
Measurement by Nontachai Uppathamp
Sound Level meter Serial No. 00296516

Jun 09, 2026 Time	Leq dB(A)	L90 dB(A)	Jun 09, 2026 Time	Leq dB(A)	L90 dB(A)	Jun 09 - Jun 10, 2026 Time	Leq dB(A)	L90 dB(A)
06:00 PM - 06:05 PM	50.8	46.8	08:40 PM - 08:45 PM	51.9	48.3	11:20 PM - 11:25 PM	49.9	45.9
06:05 PM - 06:10 PM	51.7	48.6	08:45 PM - 08:50 PM	51.6	48.7	11:25 PM - 11:30 PM	48.5	43.3
06:10 PM - 06:15 PM	52.0	48.7	08:50 PM - 08:55 PM	51.8	49.6	11:30 PM - 11:35 PM	48.1	44.3
06:15 PM - 06:20 PM	51.9	48.1	08:55 PM - 09:00 PM	50.9	48.9	11:35 PM - 11:40 PM	49.1	44.6
06:20 PM - 06:25 PM	53.1	49.3	09:00 PM - 09:05 PM	50.4	47.9	11:40 PM - 11:45 PM	48.0	43.1
06:25 PM - 06:30 PM	52.0	49.0	09:05 PM - 09:10 PM	51.4	47.4	11:45 PM - 11:50 PM	51.2	44.5
06:30 PM - 06:35 PM	53.2	49.9	09:10 PM - 09:15 PM	51.8	48.9	11:50 PM - 11:55 PM	49.9	46.1
06:35 PM - 06:40 PM	56.7	53.9	09:15 PM - 09:20 PM	50.7	48.3	11:55 PM - 12:00 AM	49.9	45.9
06:40 PM - 06:45 PM	55.6	54.2	09:20 PM - 09:25 PM	51.9	49.3	12:00 AM - 12:05 AM	47.7	44.2
06:45 PM - 06:50 PM	55.3	54.1	09:25 PM - 09:30 PM	51.2	48.6	12:05 AM - 12:10 AM	48.2	44.3
06:50 PM - 06:55 PM	55.6	54.0	09:30 PM - 09:35 PM	51.2	47.8	12:10 AM - 12:15 AM	47.2	43.5
06:55 PM - 07:00 PM	54.5	53.5	09:35 PM - 09:40 PM	52.3	48.4	12:15 AM - 12:20 AM	47.9	44.8
07:00 PM - 07:05 PM	55.8	53.8	09:40 PM - 09:45 PM	51.3	47.0	12:20 AM - 12:25 AM	48.1	43.6
07:05 PM - 07:10 PM	57.6	55.3	09:45 PM - 09:50 PM	50.8	46.5	12:25 AM - 12:30 AM	50.0	45.1
07:10 PM - 07:15 PM	58.7	57.8	09:50 PM - 09:55 PM	51.3	48.4	12:30 AM - 12:35 AM	48.8	43.5
07:15 PM - 07:20 PM	57.8	56.9	09:55 PM - 10:00 PM	49.8	47.2	12:35 AM - 12:40 AM	47.0	43.3
07:20 PM - 07:25 PM	58.4	57.7	10:00 PM - 10:05 PM	51.7	47.6	12:40 AM - 12:45 AM	48.8	45.0
07:25 PM - 07:30 PM	58.2	57.7	10:05 PM - 10:10 PM	51.4	47.5	12:45 AM - 12:50 AM	48.0	43.6
07:30 PM - 07:35 PM	58.0	57.4	10:10 PM - 10:15 PM	51.0	47.6	12:50 AM - 12:55 AM	47.2	44.2
07:35 PM - 07:40 PM	56.6	55.3	10:15 PM - 10:20 PM	51.9	48.7	12:55 AM - 01:00 AM	49.0	44.9
07:40 PM - 07:45 PM	56.1	55.4	10:20 PM - 10:25 PM	50.7	46.4	01:00 AM - 01:05 AM	47.6	43.7
07:45 PM - 07:50 PM	56.5	55.8	10:25 PM - 10:30 PM	49.6	46.7	01:05 AM - 01:10 AM	46.9	41.7
07:50 PM - 07:55 PM	56.4	55.5	10:30 PM - 10:35 PM	49.1	46.0	01:10 AM - 01:15 AM	46.9	41.3
07:55 PM - 08:00 PM	55.7	55.0	10:35 PM - 10:40 PM	50.4	47.1	01:15 AM - 01:20 AM	48.5	41.8
08:00 PM - 08:05 PM	55.9	55.2	10:40 PM - 10:45 PM	51.4	47.0	01:20 AM - 01:25 AM	46.9	42.5
08:05 PM - 08:10 PM	55.4	54.6	10:45 PM - 10:50 PM	50.0	46.1	01:25 AM - 01:30 AM	46.3	41.6
08:10 PM - 08:15 PM	53.7	51.4	10:50 PM - 10:55 PM	50.6	47.0	01:30 AM - 01:35 AM	47.9	43.1
08:15 PM - 08:20 PM	53.3	51.7	10:55 PM - 11:00 PM	50.0	46.5	01:35 AM - 01:40 AM	48.6	44.1
08:20 PM - 08:25 PM	52.9	51.2	11:00 PM - 11:05 PM	50.1	46.7	01:40 AM - 01:45 AM	47.3	41.9
08:25 PM - 08:30 PM	53.1	51.3	11:05 PM - 11:10 PM	50.0	46.3	01:45 AM - 01:50 AM	47.3	43.5
08:30 PM - 08:35 PM	52.9	51.0	11:10 PM - 11:15 PM	49.5	45.2	01:50 AM - 01:55 AM	46.7	43.8
08:35 PM - 08:40 PM	52.3	50.3	11:15 PM - 11:20 PM	49.3	44.4	01:55 AM - 02:00 AM	48.2	44.0

The above results are valid only for the analyzed/tested sample(s) as indicated in this report. No part of this report or certificate may be reproduced in any form without written consent from the Laboratory. ALS Laboratory Group (Thailand) strongly recommends that this report is not reproduced except in full.

Approved by
Sarayuth Jittranont
Assistant General Manager

Analysis / Test Report

Client : Rojana Industrial Park Prachinburi Co., Ltd.
141 Moo12, Tambol Hua-Wa, Amphur Sirmahaphot, Prachinburi Thailand 25140

Lot ID: 2646349
Date Received :Jun 15, 2026
Date Reported :Jun 20, 2026
Report Number :3597352-1

P/O : RJN.PJ-025/68
Project Name : Prachinburi
Project Location :

Sample Number 2646349-4
Parameter Noise Level (Leq 5 min)
Location บ้านโคกอุดมดี (N1) (GPS 47P 0774760, 1526379)
Measurement Date Jun 09 - Jun 10, 2026
Measurement by Nontachai Uppathamp
Sound Level meter Serial No. 00296516

Jun 09, 2026 Time	Leq dB(A)	L90 dB(A)	Jun 09, 2026 Time	Leq dB(A)	L90 dB(A)	Jun 09, 2026 Time	Leq dB(A)	L90 dB(A)
10:00 AM - 10:05 AM	54.1	49.5	12:40 PM - 12:45 PM	51.2	48.5	03:20 PM - 03:25 PM	53.2	49.9
10:05 AM - 10:10 AM	51.8	48.5	12:45 PM - 12:50 PM	51.7	48.4	03:25 PM - 03:30 PM	52.8	50.1
10:10 AM - 10:15 AM	53.3	50.2	12:50 PM - 12:55 PM	53.0	49.3	03:30 PM - 03:35 PM	60.0	51.4
10:15 AM - 10:20 AM	52.1	48.9	12:55 PM - 01:00 PM	52.8	48.3	03:35 PM - 03:40 PM	54.1	50.6
10:20 AM - 10:25 AM	53.5	50.7	01:00 PM - 01:05 PM	52.9	49.9	03:40 PM - 03:45 PM	53.3	49.9
10:25 AM - 10:30 AM	53.8	50.0	01:05 PM - 01:10 PM	52.9	49.5	03:45 PM - 03:50 PM	53.0	50.8
10:30 AM - 10:35 AM	54.5	50.6	01:10 PM - 01:15 PM	53.3	48.6	03:50 PM - 03:55 PM	52.8	50.4
10:35 AM - 10:40 AM	54.4	50.1	01:15 PM - 01:20 PM	52.5	49.5	03:55 PM - 04:00 PM	53.2	50.5
10:40 AM - 10:45 AM	53.8	50.4	01:20 PM - 01:25 PM	63.0	49.1	04:00 PM - 04:05 PM	53.0	50.5
10:45 AM - 10:50 AM	57.2	50.0	01:25 PM - 01:30 PM	53.8	49.5	04:05 PM - 04:10 PM	53.8	51.2
10:50 AM - 10:55 AM	52.4	49.4	01:30 PM - 01:35 PM	51.7	48.3	04:10 PM - 04:15 PM	53.6	51.1
10:55 AM - 11:00 AM	55.6	49.5	01:35 PM - 01:40 PM	56.0	51.1	04:15 PM - 04:20 PM	54.1	51.3
11:00 AM - 11:05 AM	52.8	50.3	01:40 PM - 01:45 PM	52.5	49.5	04:20 PM - 04:25 PM	54.1	50.8
11:05 AM - 11:10 AM	53.3	50.3	01:45 PM - 01:50 PM	51.7	49.2	04:25 PM - 04:30 PM	54.7	51.3
11:10 AM - 11:15 AM	53.3	50.4	01:50 PM - 01:55 PM	53.6	49.3	04:30 PM - 04:35 PM	55.2	51.4
11:15 AM - 11:20 AM	54.0	49.9	01:55 PM - 02:00 PM	53.4	51.0	04:35 PM - 04:40 PM	54.0	50.2
11:20 AM - 11:25 AM	53.3	50.5	02:00 PM - 02:05 PM	54.3	51.9	04:40 PM - 04:45 PM	53.7	49.7
11:25 AM - 11:30 AM	53.1	49.8	02:05 PM - 02:10 PM	52.6	49.2	04:45 PM - 04:50 PM	53.9	51.2
11:30 AM - 11:35 AM	53.4	49.6	02:10 PM - 02:15 PM	52.9	50.6	04:50 PM - 04:55 PM	52.9	50.1
11:35 AM - 11:40 AM	54.0	48.9	02:15 PM - 02:20 PM	57.7	50.4	04:55 PM - 05:00 PM	53.5	51.2
11:40 AM - 11:45 AM	53.5	49.9	02:20 PM - 02:25 PM	52.8	50.3	05:00 PM - 05:05 PM	52.5	49.5
11:45 AM - 11:50 AM	58.5	50.6	02:25 PM - 02:30 PM	52.8	49.9	05:05 PM - 05:10 PM	53.7	50.8
11:50 AM - 11:55 AM	53.3	50.8	02:30 PM - 02:35 PM	53.3	49.9	05:10 PM - 05:15 PM	53.4	51.5
11:55 AM - 12:00 PM	55.1	50.7	02:35 PM - 02:40 PM	54.1	51.6	05:15 PM - 05:20 PM	53.3	50.4
12:00 PM - 12:05 PM	53.7	49.1	02:40 PM - 02:45 PM	54.5	50.9	05:20 PM - 05:25 PM	53.1	50.9
12:05 PM - 12:10 PM	53.1	49.2	02:45 PM - 02:50 PM	54.3	52.3	05:25 PM - 05:30 PM	52.7	50.0
12:10 PM - 12:15 PM	51.4	47.9	02:50 PM - 02:55 PM	53.1	50.8	05:30 PM - 05:35 PM	53.0	50.2
12:15 PM - 12:20 PM	53.4	49.0	02:55 PM - 03:00 PM	53.7	51.3	05:35 PM - 05:40 PM	52.9	49.5
12:20 PM - 12:25 PM	52.5	48.7	03:00 PM - 03:05 PM	53.0	49.9	05:40 PM - 05:45 PM	51.6	48.9
12:25 PM - 12:30 PM	51.9	48.8	03:05 PM - 03:10 PM	53.6	50.6	05:45 PM - 05:50 PM	51.9	48.2
12:30 PM - 12:35 PM	53.8	49.4	03:10 PM - 03:15 PM	53.2	49.7	05:50 PM - 05:55 PM	52.4	47.7
12:35 PM - 12:40 PM	54.6	48.2	03:15 PM - 03:20 PM	53.4	51.6	05:55 PM - 06:00 PM	53.1	49.1

The above results are valid only for the analyzed/tested sample(s) as indicated in this report. No part of this report or certificate may be reproduced in any form without written consent from the Laboratory. ALS Laboratory Group (Thailand) strongly recommends that this report is not reproduced except in full.

Approved by
Sarayuth Jittranont
Assistant General Manager

Analysis / Test Report

Client : Rojana Industrial Park Prachinburi Co., Ltd.
141 Moo12, Tambol Hua-Wa, Amphur Sirmahaphot, Prachinburi Thailand 25140

Lot ID: 2646349
Date Received :Jun 15, 2026
Date Reported :Jun 20, 2026
Report Number :3597353-1

P/O : RJN.PJ-025/68
Project Name : Prachinburi
Project Location :

Sample Number 2646349-4
Parameter Noise Level (Leq 5 min)
Location บ้านโคกอุดมดี (N1) (GPS 47P 0774760, 1526379)
Measurement Date Jun 09 - Jun 10, 2026
Measurement by Nontachai Uppathamp
Sound Level meter Serial No. 00296516

Jun 10, 2026 Time	Leq dB(A)	L90 dB(A)	Jun 10, 2026 Time	Leq dB(A)	L90 dB(A)	Jun 10, 2026 Time	Leq dB(A)	L90 dB(A)
02:00 AM - 02:05 AM	45.5	41.3	04:40 AM - 04:45 AM	47.4	43.7	07:20 AM - 07:25 AM	54.8	52.1
02:05 AM - 02:10 AM	48.5	43.3	04:45 AM - 04:50 AM	47.1	44.2	07:25 AM - 07:30 AM	54.3	50.8
02:10 AM - 02:15 AM	48.5	44.2	04:50 AM - 04:55 AM	51.5	45.9	07:30 AM - 07:35 AM	54.5	49.6
02:15 AM - 02:20 AM	48.2	44.9	04:55 AM - 05:00 AM	48.1	43.9	07:35 AM - 07:40 AM	54.4	51.0
02:20 AM - 02:25 AM	46.3	42.4	05:00 AM - 05:05 AM	48.8	43.6	07:40 AM - 07:45 AM	55.3	51.8
02:25 AM - 02:30 AM	47.7	44.4	05:05 AM - 05:10 AM	49.3	45.9	07:45 AM - 07:50 AM	55.8	53.1
02:30 AM - 02:35 AM	46.3	41.7	05:10 AM - 05:15 AM	50.5	47.0	07:50 AM - 07:55 AM	54.7	50.1
02:35 AM - 02:40 AM	48.7	43.2	05:15 AM - 05:20 AM	50.7	47.4	07:55 AM - 08:00 AM	54.2	50.9
02:40 AM - 02:45 AM	48.2	43.0	05:20 AM - 05:25 AM	51.9	49.4	08:00 AM - 08:05 AM	53.9	50.9
02:45 AM - 02:50 AM	47.6	43.4	05:25 AM - 05:30 AM	52.5	50.4	08:05 AM - 08:10 AM	53.4	50.4
02:50 AM - 02:55 AM	46.8	41.7	05:30 AM - 05:35 AM	52.0	49.1	08:10 AM - 08:15 AM	55.6	52.2
02:55 AM - 03:00 AM	47.6	43.1	05:35 AM - 05:40 AM	53.2	49.9	08:15 AM - 08:20 AM	53.4	49.7
03:00 AM - 03:05 AM	47.1	42.7	05:40 AM - 05:45 AM	52.5	48.8	08:20 AM - 08:25 AM	53.5	50.0
03:05 AM - 03:10 AM	46.6	42.9	05:45 AM - 05:50 AM	52.5	49.6	08:25 AM - 08:30 AM	57.1	50.5
03:10 AM - 03:15 AM	48.6	44.2	05:50 AM - 05:55 AM	53.7	49.4	08:30 AM - 08:35 AM	52.3	49.0
03:15 AM - 03:20 AM	46.6	41.7	05:55 AM - 06:00 AM	54.1	50.7	08:35 AM - 08:40 AM	53.8	49.6
03:20 AM - 03:25 AM	47.1	42.0	06:00 AM - 06:05 AM	52.6	49.6	08:40 AM - 08:45 AM	53.1	49.7
03:25 AM - 03:30 AM	46.7	43.5	06:05 AM - 06:10 AM	53.4	49.3	08:45 AM - 08:50 AM	51.9	49.3
03:30 AM - 03:35 AM	47.2	41.8	06:10 AM - 06:15 AM	52.7	49.4	08:50 AM - 08:55 AM	52.5	48.8
03:35 AM - 03:40 AM	49.2	44.5	06:15 AM - 06:20 AM	53.0	49.3	08:55 AM - 09:00 AM	52.9	49.6
03:40 AM - 03:45 AM	49.1	44.9	06:20 AM - 06:25 AM	52.3	48.7	09:00 AM - 09:05 AM	56.3	50.5
03:45 AM - 03:50 AM	48.9	44.2	06:25 AM - 06:30 AM	52.6	49.1	09:05 AM - 09:10 AM	53.2	49.1
03:50 AM - 03:55 AM	48.7	43.0	06:30 AM - 06:35 AM	53.1	48.8	09:10 AM - 09:15 AM	52.7	48.6
03:55 AM - 04:00 AM	49.8	44.6	06:35 AM - 06:40 AM	54.5	50.8	09:15 AM - 09:20 AM	52.8	49.1
04:00 AM - 04:05 AM	49.4	43.8	06:40 AM - 06:45 AM	52.9	49.6	09:20 AM - 09:25 AM	56.4	50.1
04:05 AM - 04:10 AM	47.6	43.7	06:45 AM - 06:50 AM	53.7	50.3	09:25 AM - 09:30 AM	54.8	50.3
04:10 AM - 04:15 AM	47.2	43.2	06:50 AM - 06:55 AM	53.8	51.2	09:30 AM - 09:35 AM	54.2	49.9
04:15 AM - 04:20 AM	47.7	43.9	06:55 AM - 07:00 AM	52.5	48.5	09:35 AM - 09:40 AM	56.1	50.8
04:20 AM - 04:25 AM	47.7	43.5	07:00 AM - 07:05 AM	52.8	49.4	09:40 AM - 09:45 AM	54.1	50.1
04:25 AM - 04:30 AM	47.8	43.7	07:05 AM - 07:10 AM	54.4	52.1	09:45 AM - 09:50 AM	55.3	50.3
04:30 AM - 04:35 AM	49.6	46.6	07:10 AM - 07:15 AM	55.3	51.8	09:50 AM - 09:55 AM	52.7	50.0
04:35 AM - 04:40 AM	48.6	43.8	07:15 AM - 07:20 AM	55.2	52.3	09:55 AM - 10:00 AM	53.5	50.5

The above results are valid only for the analyzed/tested sample(s) as indicated in this report. No part of this report or certificate may be reproduced in any form without written consent from the Laboratory. ALS Laboratory Group (Thailand) strongly recommends that this report is not reproduced except in full.

Approved by
Sarayuth Jittranont
Assistant General Manager

Analysis / Test Report

Client : Rojana Industrial Park Prachinburi Co., Ltd.
141 Moo12, Tambol Hua-Wa, Amphur Sirmahaphot, Prachinburi Thailand 25140

Lot ID: 2646349
Date Received :Jun 15, 2026
Date Reported :Jun 20, 2026
Report Number :3597354-1

P/O : RJN.PJ-025/68
Project Name : Prachinburi
Project Location :

Sample Number 2646349-5
Parameter Noise Level (Leq 5 min)
Location บ้านโคกลุดมดี (N1) (GPS 47P 0774760, 1526379)
Measurement Date Jun 10 - Jun 11, 2026
Measurement by Nontachai Uppathamp
Sound Level meter Serial No. 00296516

Jun 10, 2026 Time	Leq dB(A)	L90 dB(A)	Jun 10, 2026 Time	Leq dB(A)	L90 dB(A)	Jun 10, 2026 Time	Leq dB(A)	L90 dB(A)
10:00 AM - 10:05 AM	53.1	49.6	12:40 PM - 12:45 PM	54.5	50.4	03:20 PM - 03:25 PM	53.1	47.8
10:05 AM - 10:10 AM	54.0	51.1	12:45 PM - 12:50 PM	53.6	49.6	03:25 PM - 03:30 PM	53.4	50.6
10:10 AM - 10:15 AM	54.7	51.1	12:50 PM - 12:55 PM	53.1	49.6	03:30 PM - 03:35 PM	52.3	49.8
10:15 AM - 10:20 AM	54.4	50.7	12:55 PM - 01:00 PM	53.5	48.9	03:35 PM - 03:40 PM	52.1	49.5
10:20 AM - 10:25 AM	55.7	49.4	01:00 PM - 01:05 PM	53.3	48.5	03:40 PM - 03:45 PM	52.2	49.0
10:25 AM - 10:30 AM	53.5	50.6	01:05 PM - 01:10 PM	51.6	47.7	03:45 PM - 03:50 PM	52.7	48.9
10:30 AM - 10:35 AM	52.7	49.3	01:10 PM - 01:15 PM	53.5	46.8	03:50 PM - 03:55 PM	52.6	49.8
10:35 AM - 10:40 AM	54.9	50.2	01:15 PM - 01:20 PM	52.9	49.6	03:55 PM - 04:00 PM	53.6	50.4
10:40 AM - 10:45 AM	52.7	49.3	01:20 PM - 01:25 PM	52.2	48.7	04:00 PM - 04:05 PM	53.2	50.1
10:45 AM - 10:50 AM	55.1	48.9	01:25 PM - 01:30 PM	51.7	48.4	04:05 PM - 04:10 PM	52.8	49.7
10:50 AM - 10:55 AM	52.4	49.0	01:30 PM - 01:35 PM	53.9	51.2	04:10 PM - 04:15 PM	52.2	49.5
10:55 AM - 11:00 AM	52.7	49.3	01:35 PM - 01:40 PM	51.7	47.5	04:15 PM - 04:20 PM	52.4	49.2
11:00 AM - 11:05 AM	52.9	49.2	01:40 PM - 01:45 PM	53.1	49.5	04:20 PM - 04:25 PM	52.2	49.6
11:05 AM - 11:10 AM	53.4	51.0	01:45 PM - 01:50 PM	52.9	48.9	04:25 PM - 04:30 PM	52.1	48.9
11:10 AM - 11:15 AM	52.9	49.6	01:50 PM - 01:55 PM	52.9	49.3	04:30 PM - 04:35 PM	53.6	49.2
11:15 AM - 11:20 AM	57.1	51.1	01:55 PM - 02:00 PM	53.0	49.3	04:35 PM - 04:40 PM	53.9	49.6
11:20 AM - 11:25 AM	62.2	59.5	02:00 PM - 02:05 PM	52.8	49.7	04:40 PM - 04:45 PM	52.6	48.5
11:25 AM - 11:30 AM	56.8	54.3	02:05 PM - 02:10 PM	53.1	50.9	04:45 PM - 04:50 PM	53.6	48.8
11:30 AM - 11:35 AM	62.4	58.3	02:10 PM - 02:15 PM	53.6	51.2	04:50 PM - 04:55 PM	52.9	50.3
11:35 AM - 11:40 AM	65.1	57.3	02:15 PM - 02:20 PM	54.7	51.4	04:55 PM - 05:00 PM	52.4	49.2
11:40 AM - 11:45 AM	54.8	52.9	02:20 PM - 02:25 PM	53.3	50.2	05:00 PM - 05:05 PM	53.3	50.0
11:45 AM - 11:50 AM	54.4	51.7	02:25 PM - 02:30 PM	53.5	51.2	05:05 PM - 05:10 PM	53.5	50.3
11:50 AM - 11:55 AM	54.8	52.6	02:30 PM - 02:35 PM	54.3	50.8	05:10 PM - 05:15 PM	53.7	49.9
11:55 AM - 12:00 PM	54.6	52.5	02:35 PM - 02:40 PM	53.7	50.6	05:15 PM - 05:20 PM	53.2	51.0
12:00 PM - 12:05 PM	55.2	51.0	02:40 PM - 02:45 PM	53.4	50.3	05:20 PM - 05:25 PM	53.3	50.3
12:05 PM - 12:10 PM	53.1	50.3	02:45 PM - 02:50 PM	53.7	50.7	05:25 PM - 05:30 PM	53.2	49.8
12:10 PM - 12:15 PM	53.3	49.9	02:50 PM - 02:55 PM	55.2	50.5	05:30 PM - 05:35 PM	52.9	50.4
12:15 PM - 12:20 PM	53.3	50.3	02:55 PM - 03:00 PM	52.8	50.2	05:35 PM - 05:40 PM	51.8	48.9
12:20 PM - 12:25 PM	52.6	49.6	03:00 PM - 03:05 PM	53.2	49.6	05:40 PM - 05:45 PM	52.1	49.1
12:25 PM - 12:30 PM	52.8	50.0	03:05 PM - 03:10 PM	55.3	49.8	05:45 PM - 05:50 PM	51.8	49.7
12:30 PM - 12:35 PM	53.9	51.4	03:10 PM - 03:15 PM	54.1	50.1	05:50 PM - 05:55 PM	52.6	48.8
12:35 PM - 12:40 PM	54.1	49.7	03:15 PM - 03:20 PM	52.7	49.4	05:55 PM - 06:00 PM	52.1	48.1

The above results are valid only for the analyzed/tested sample(s) as indicated in this report. No part of this report or certificate may be reproduced in any form without written consent from the Laboratory. ALS Laboratory Group (Thailand) strongly recommends that this report is not reproduced except in full.

Approved by
Sarayuth Jittranont
Assistant General Manager

Analysis / Test Report

Client : Rojana Industrial Park Prachinburi Co., Ltd.
141 Moo12, Tambol Hua-Wa, Amphur Sirmahaphot, Prachinburi Thailand 25140

Lot ID: 2646349
Date Received :Jun 15, 2026
Date Reported :Jun 20, 2026
Report Number :3597354-1

P/O : RJN.PJ-025/68
Project Name : Prachinburi
Project Location :

Sample Number 2646349-5
Parameter Noise Level (Leq 5 min)
Location บ้านโคกลุดมดี (N1) (GPS 47P 0774760, 1526379)
Measurement Date Jun 10 - Jun 11, 2026
Measurement by Nontachai Uppathamp
Sound Level meter Serial No. 00296516

Jun 10, 2026 Time	Leq dB(A)	L90 dB(A)	Jun 10, 2026 Time	Leq dB(A)	L90 dB(A)	Jun 10 - Jun 11, 2026 Time	Leq dB(A)	L90 dB(A)
06:00 PM - 06:05 PM	52.6	49.3	08:40 PM - 08:45 PM	51.9	50.3	11:20 PM - 11:25 PM	48.7	44.9
06:05 PM - 06:10 PM	52.4	49.1	08:45 PM - 08:50 PM	51.5	49.7	11:25 PM - 11:30 PM	49.9	46.9
06:10 PM - 06:15 PM	52.2	48.2	08:50 PM - 08:55 PM	50.7	48.1	11:30 PM - 11:35 PM	50.3	47.2
06:15 PM - 06:20 PM	51.8	47.8	08:55 PM - 09:00 PM	49.9	46.7	11:35 PM - 11:40 PM	49.1	45.5
06:20 PM - 06:25 PM	53.8	49.4	09:00 PM - 09:05 PM	49.7	46.7	11:40 PM - 11:45 PM	48.8	45.6
06:25 PM - 06:30 PM	52.6	50.0	09:05 PM - 09:10 PM	50.3	47.5	11:45 PM - 11:50 PM	48.1	44.5
06:30 PM - 06:35 PM	53.4	50.6	09:10 PM - 09:15 PM	51.9	48.2	11:50 PM - 11:55 PM	50.9	45.1
06:35 PM - 06:40 PM	56.5	53.9	09:15 PM - 09:20 PM	51.1	47.0	11:55 PM - 12:00 AM	49.6	45.5
06:40 PM - 06:45 PM	55.5	54.2	09:20 PM - 09:25 PM	51.0	48.2	12:00 AM - 12:05 AM	47.6	43.4
06:45 PM - 06:50 PM	56.2	54.7	09:25 PM - 09:30 PM	51.0	47.9	12:05 AM - 12:10 AM	48.2	43.9
06:50 PM - 06:55 PM	57.6	56.3	09:30 PM - 09:35 PM	53.6	48.9	12:10 AM - 12:15 AM	48.8	44.7
06:55 PM - 07:00 PM	56.3	55.3	09:35 PM - 09:40 PM	55.5	47.6	12:15 AM - 12:20 AM	49.2	44.4
07:00 PM - 07:05 PM	57.9	57.0	09:40 PM - 09:45 PM	56.3	50.1	12:20 AM - 12:25 AM	49.1	45.3
07:05 PM - 07:10 PM	59.2	58.6	09:45 PM - 09:50 PM	54.8	48.2	12:25 AM - 12:30 AM	48.9	44.1
07:10 PM - 07:15 PM	59.5	59.1	09:50 PM - 09:55 PM	50.9	47.3	12:30 AM - 12:35 AM	48.8	43.3
07:15 PM - 07:20 PM	59.8	59.2	09:55 PM - 10:00 PM	51.6	49.1	12:35 AM - 12:40 AM	51.3	44.8
07:20 PM - 07:25 PM	59.7	59.2	10:00 PM - 10:05 PM	53.1	51.5	12:40 AM - 12:45 AM	49.4	43.5
07:25 PM - 07:30 PM	59.5	58.9	10:05 PM - 10:10 PM	53.1	51.8	12:45 AM - 12:50 AM	48.4	43.6
07:30 PM - 07:35 PM	59.4	58.9	10:10 PM - 10:15 PM	52.1	48.9	12:50 AM - 12:55 AM	47.4	42.9
07:35 PM - 07:40 PM	59.1	58.4	10:15 PM - 10:20 PM	50.8	46.9	12:55 AM - 01:00 AM	48.8	43.6
07:40 PM - 07:45 PM	58.7	57.9	10:20 PM - 10:25 PM	51.3	49.4	01:00 AM - 01:05 AM	46.7	41.7
07:45 PM - 07:50 PM	58.7	58.1	10:25 PM - 10:30 PM	53.2	51.5	01:05 AM - 01:10 AM	49.0	42.9
07:50 PM - 07:55 PM	58.6	58.0	10:30 PM - 10:35 PM	52.2	49.6	01:10 AM - 01:15 AM	46.7	41.0
07:55 PM - 08:00 PM	58.2	57.8	10:35 PM - 10:40 PM	51.3	48.2	01:15 AM - 01:20 AM	46.4	42.1
08:00 PM - 08:05 PM	57.9	57.3	10:40 PM - 10:45 PM	49.8	47.2	01:20 AM - 01:25 AM	47.6	42.6
08:05 PM - 08:10 PM	58.2	57.4	10:45 PM - 10:50 PM	49.9	46.0	01:25 AM - 01:30 AM	47.2	43.2
08:10 PM - 08:15 PM	57.4	56.7	10:50 PM - 10:55 PM	51.4	47.4	01:30 AM - 01:35 AM	48.1	43.6
08:15 PM - 08:20 PM	57.5	56.8	10:55 PM - 11:00 PM	54.1	52.9	01:35 AM - 01:40 AM	48.5	42.0
08:20 PM - 08:25 PM	57.8	56.7	11:00 PM - 11:05 PM	55.0	54.1	01:40 AM - 01:45 AM	50.0	44.7
08:25 PM - 08:30 PM	57.3	56.2	11:05 PM - 11:10 PM	54.8	53.9	01:45 AM - 01:50 AM	48.7	45.3
08:30 PM - 08:35 PM	56.0	53.6	11:10 PM - 11:15 PM	54.2	53.1	01:50 AM - 01:55 AM	50.4	44.4
08:35 PM - 08:40 PM	53.2	51.3	11:15 PM - 11:20 PM	51.1	47.7	01:55 AM - 02:00 AM	47.3	42.6

The above results are valid only for the analyzed/tested sample(s) as indicated in this report. No part of this report or certificate may be reproduced in any form without written consent from the Laboratory. ALS Laboratory Group (Thailand) strongly recommends that this report is not reproduced except in full.

Approved by
Sarayuth Jittranont
Assistant General Manager

ADDRESS 616/10 Moo 5 T. Maenam Khu A. Pluakdaeng Rayong 21140 Thailand | PHONE +66 0 3304 8555 | FAX +66 0 3304 8556
ALS LABORATORY GROUP (THAILAND) CO., LTD. An ALS Limited Company
Life Sciences www.alsglobal.com
RIGHT SOLUTIONS RIGHT PARTNER

Analysis / Test Report

Client : Rojana Industrial Park Prachinburi Co., Ltd.
141 Moo12, Tambol Hua-Wa, Amphur Sirmahaphot, Prachinburi Thailand 25140

Lot ID: 2646349
Date Received :Jun 15, 2026
Date Reported :Jun 20, 2026
Report Number :3597354-1

P/O : RJN.PJ-025/68
Project Name : Prachinburi
Project Location :

Sample Number 2646349-5
Parameter Noise Level (Leq 5 min)
Location บ้านโคกลุดมดี (N1) (GPS 47P 0774760, 1526379)
Measurement Date Jun 10 - Jun 11, 2026
Measurement by Nontachai Uppathamp
Sound Level meter Serial No. 00296516

Jun 11, 2026 Time	Leq dB(A)	L90 dB(A)	Jun 11, 2026 Time	Leq dB(A)	L90 dB(A)	Jun 11, 2026 Time	Leq dB(A)	L90 dB(A)
02:00 AM - 02:05 AM	48.9	43.1	04:40 AM - 04:45 AM	49.5	46.8	07:20 AM - 07:25 AM	54.6	51.2
02:05 AM - 02:10 AM	47.1	42.7	04:45 AM - 04:50 AM	50.2	47.3	07:25 AM - 07:30 AM	55.3	52.7
02:10 AM - 02:15 AM	49.2	46.5	04:50 AM - 04:55 AM	50.9	47.8	07:30 AM - 07:35 AM	54.0	50.6
02:15 AM - 02:20 AM	49.6	45.7	04:55 AM - 05:00 AM	50.0	47.4	07:35 AM - 07:40 AM	54.6	52.2
02:20 AM - 02:25 AM	49.1	45.1	05:00 AM - 05:05 AM	50.5	47.7	07:40 AM - 07:45 AM	53.1	50.5
02:25 AM - 02:30 AM	47.2	44.5	05:05 AM - 05:10 AM	51.6	48.4	07:45 AM - 07:50 AM	53.1	49.7
02:30 AM - 02:35 AM	49.0	42.3	05:10 AM - 05:15 AM	54.6	48.9	07:50 AM - 07:55 AM	53.6	50.2
02:35 AM - 02:40 AM	47.8	42.4	05:15 AM - 05:20 AM	54.0	49.7	07:55 AM - 08:00 AM	54.1	48.8
02:40 AM - 02:45 AM	49.1	43.6	05:20 AM - 05:25 AM	52.7	49.3	08:00 AM - 08:05 AM	52.6	48.6
02:45 AM - 02:50 AM	47.9	42.9	05:25 AM - 05:30 AM	53.1	50.6	08:05 AM - 08:10 AM	51.5	47.7
02:50 AM - 02:55 AM	45.9	40.5	05:30 AM - 05:35 AM	54.1	51.1	08:10 AM - 08:15 AM	53.0	49.9
02:55 AM - 03:00 AM	48.1	43.6	05:35 AM - 05:40 AM	53.7	51.0	08:15 AM - 08:20 AM	52.5	49.3
03:00 AM - 03:05 AM	49.8	45.2	05:40 AM - 05:45 AM	53.4	51.0	08:20 AM - 08:25 AM	53.7	49.7
03:05 AM - 03:10 AM	46.9	41.8	05:45 AM - 05:50 AM	53.7	50.9	08:25 AM - 08:30 AM	53.2	49.8
03:10 AM - 03:15 AM	47.2	44.1	05:50 AM - 05:55 AM	53.1	50.6	08:30 AM - 08:35 AM	51.9	48.6
03:15 AM - 03:20 AM	49.7	43.9	05:55 AM - 06:00 AM	53.1	50.6	08:35 AM - 08:40 AM	53.3	49.2
03:20 AM - 03:25 AM	47.9	43.7	06:00 AM - 06:05 AM	53.9	50.2	08:40 AM - 08:45 AM	50.6	47.6
03:25 AM - 03:30 AM	46.7	41.9	06:05 AM - 06:10 AM	53.3	49.6	08:45 AM - 08:50 AM	52.4	49.2
03:30 AM - 03:35 AM	48.7	43.7	06:10 AM - 06:15 AM	52.7	49.3	08:50 AM - 08:55 AM	53.5	47.7
03:35 AM - 03:40 AM	47.6	41.3	06:15 AM - 06:20 AM	53.6	48.7	08:55 AM - 09:00 AM	53.0	50.0
03:40 AM - 03:45 AM	47.9	42.0	06:20 AM - 06:25 AM	53.1	49.4	09:00 AM - 09:05 AM	51.3	47.3
03:45 AM - 03:50 AM	45.4	41.7	06:25 AM - 06:30 AM	52.3	49.2	09:05 AM - 09:10 AM	51.3	48.4
03:50 AM - 03:55 AM	52.1	41.7	06:30 AM - 06:35 AM	54.1	50.7	09:10 AM - 09:15 AM	52.3	48.9
03:55 AM - 04:00 AM	48.0	43.7	06:35 AM - 06:40 AM	53.7	50.7	09:15 AM - 09:20 AM	53.0	50.2
04:00 AM - 04:05 AM	47.7	42.3	06:40 AM - 06:45 AM	53.6	50.5	09:20 AM - 09:25 AM	52.3	49.3
04:05 AM - 04:10 AM	48.0	42.8	06:45 AM - 06:50 AM	54.0	50.2	09:25 AM - 09:30 AM	52.0	49.1
04:10 AM - 04:15 AM	47.3	43.0	06:50 AM - 06:55 AM	54.5	50.3	09:30 AM - 09:35 AM	52.6	49.6
04:15 AM - 04:20 AM	50.9	45.8	06:55 AM - 07:00 AM	54.7	50.7	09:35 AM - 09:40 AM	53.5	49.7
04:20 AM - 04:25 AM	52.0	46.3	07:00 AM - 07:05 AM	54.2	50.8	09:40 AM - 09:45 AM	52.6	48.7
04:25 AM - 04:30 AM	50.2	44.9	07:05 AM - 07:10 AM	54.0	51.5	09:45 AM - 09:50 AM	51.0	47.7
04:30 AM - 04:35 AM	49.9	44.7	07:10 AM - 07:15 AM	53.9	51.2	09:50 AM - 09:55 AM	52.6	49.1
04:35 AM - 04:40 AM	49.7	46.6	07:15 AM - 07:20 AM	55.0	51.5	09:55 AM - 10:00 AM	51.4	48.0

The above results are valid only for the analyzed/tested sample(s) as indicated in this report. No part of this report or certificate may be reproduced in any form without written consent from the Laboratory. ALS Laboratory Group (Thailand) strongly recommends that this report is not reproduced except in full.

Approved by
Sarayuth Jittranont
Assistant General Manager

ADDRESS 616/10 Moo 5 T. Maenam Khu A. Pluakdaeng Rayong 21140 Thailand | PHONE +66 0 3304 8555 | FAX +66 0 3304 8556
ALS LABORATORY GROUP (THAILAND) CO., LTD. An ALS Limited Company
Life Sciences www.alsglobal.com
RIGHT SOLUTIONS RIGHT PARTNER

Analysis / Test Report

Client : Rojana Industrial Park Prachinburi Co., Ltd.
141 Moo12, Tambol Hua-Wa, Amphur Sirmahaphot, Prachinburi Thailand 25140

Lot ID: 2646349
Date Received :Jun 15, 2026
Date Reported :Jun 20, 2026
Report Number :3597357-1

P/O : RJN.PJ-025/68
Project Name : Prachinburi
Project Location :

Sample Number 2646349-8
Parameter Noise Level (Leq 5 min)
Location บ้านหนองระแหง (N2) (GPS 47P 0772913, 1534056)
Measurement Date Jun 06 - Jun 07, 2026
Measurement by Nontachai Uppathamp
Sound Level meter Serial No. 00296517

Jun 06, 2026 Time	Leq dB(A)	L90 dB(A)	Jun 06, 2026 Time	Leq dB(A)	L90 dB(A)	Jun 06, 2026 Time	Leq dB(A)	L90 dB(A)
12:00 PM - 12:05 PM	55.5	48.9	02:40 PM - 02:45 PM	54.6	47.2	05:20 PM - 05:25 PM	57.2	50.6
12:05 PM - 12:10 PM	56.8	49.6	02:45 PM - 02:50 PM	55.7	46.5	05:25 PM - 05:30 PM	57.3	48.9
12:10 PM - 12:15 PM	59.5	45.6	02:50 PM - 02:55 PM	56.8	47.5	05:30 PM - 05:35 PM	53.4	45.7
12:15 PM - 12:20 PM	52.9	41.9	02:55 PM - 03:00 PM	57.5	46.8	05:35 PM - 05:40 PM	54.7	45.2
12:20 PM - 12:25 PM	56.5	45.3	03:00 PM - 03:05 PM	65.9	53.1	05:40 PM - 05:45 PM	52.6	44.0
12:25 PM - 12:30 PM	53.6	47.8	03:05 PM - 03:10 PM	70.4	65.0	05:45 PM - 05:50 PM	53.7	46.1
12:30 PM - 12:35 PM	50.7	42.1	03:10 PM - 03:15 PM	68.7	62.7	05:50 PM - 05:55 PM	59.7	45.3
12:35 PM - 12:40 PM	54.9	45.2	03:15 PM - 03:20 PM	66.8	62.0	05:55 PM - 06:00 PM	53.5	45.6
12:40 PM - 12:45 PM	53.7	46.1	03:20 PM - 03:25 PM	60.5	57.0	06:00 PM - 06:05 PM	53.6	45.6
12:45 PM - 12:50 PM	53.3	47.1	03:25 PM - 03:30 PM	60.4	52.9	06:05 PM - 06:10 PM	51.7	42.8
12:50 PM - 12:55 PM	52.9	45.8	03:30 PM - 03:35 PM	60.9	49.9	06:10 PM - 06:15 PM	54.6	44.9
12:55 PM - 01:00 PM	52.9	46.3	03:35 PM - 03:40 PM	55.4	49.8	06:15 PM - 06:20 PM	55.6	46.5
01:00 PM - 01:05 PM	54.2	47.0	03:40 PM - 03:45 PM	56.3	50.0	06:20 PM - 06:25 PM	54.3	42.9
01:05 PM - 01:10 PM	56.2	47.3	03:45 PM - 03:50 PM	57.7	50.1	06:25 PM - 06:30 PM	51.6	42.2
01:10 PM - 01:15 PM	52.1	45.9	03:50 PM - 03:55 PM	56.2	52.7	06:30 PM - 06:35 PM	53.7	43.4
01:15 PM - 01:20 PM	51.8	46.7	03:55 PM - 04:00 PM	54.1	49.2	06:35 PM - 06:40 PM	52.2	46.0
01:20 PM - 01:25 PM	54.3	48.4	04:00 PM - 04:05 PM	52.5	46.3	06:40 PM - 06:45 PM	58.3	46.8
01:25 PM - 01:30 PM	56.0	50.2	04:05 PM - 04:10 PM	53.7	45.0	06:45 PM - 06:50 PM	58.6	46.9
01:30 PM - 01:35 PM	51.8	46.4	04:10 PM - 04:15 PM	53.4	46.5	06:50 PM - 06:55 PM	58.5	53.9
01:35 PM - 01:40 PM	62.9	45.7	04:15 PM - 04:20 PM	51.9	44.7	06:55 PM - 07:00 PM	60.5	54.3
01:40 PM - 01:45 PM	55.6	45.7	04:20 PM - 04:25 PM	54.7	44.7	07:00 PM - 07:05 PM	58.1	48.5
01:45 PM - 01:50 PM	57.1	50.5	04:25 PM - 04:30 PM	57.5	42.8	07:05 PM - 07:10 PM	56.2	47.3
01:50 PM - 01:55 PM	55.6	48.6	04:30 PM - 04:35 PM	52.1	43.7	07:10 PM - 07:15 PM	57.4	47.6
01:55 PM - 02:00 PM	54.7	47.4	04:35 PM - 04:40 PM	53.3	45.4	07:15 PM - 07:20 PM	54.4	50.5
02:00 PM - 02:05 PM	53.6	48.7	04:40 PM - 04:45 PM	57.3	46.5	07:20 PM - 07:25 PM	55.8	50.4
02:05 PM - 02:10 PM	54.2	48.3	04:45 PM - 04:50 PM	52.8	43.3	07:25 PM - 07:30 PM	56.0	50.4
02:10 PM - 02:15 PM	54.3	48.1	04:50 PM - 04:55 PM	53.4	45.1	07:30 PM - 07:35 PM	56.9	50.8
02:15 PM - 02:20 PM	55.5	48.8	04:55 PM - 05:00 PM	53.0	43.5	07:35 PM - 07:40 PM	57.1	50.1
02:20 PM - 02:25 PM	57.5	45.7	05:00 PM - 05:05 PM	56.1	47.0	07:40 PM - 07:45 PM	54.1	49.7
02:25 PM - 02:30 PM	56.8	48.7	05:05 PM - 05:10 PM	56.4	47.3	07:45 PM - 07:50 PM	56.9	49.9
02:30 PM - 02:35 PM	53.0	45.8	05:10 PM - 05:15 PM	56.7	50.7	07:50 PM - 07:55 PM	54.2	49.2
02:35 PM - 02:40 PM	57.0	47.9	05:15 PM - 05:20 PM	58.1	52.8	07:55 PM - 08:00 PM	56.4	48.2

The above results are valid only for the analyzed/tested sample(s) as indicated in this report. No part of this report or certificate may be reproduced in any form without written consent from the Laboratory. ALS Laboratory Group (Thailand) strongly recommends that this report is not reproduced except in full.

Approved by
Sarayuth Jittranont
Assistant General Manager

ADDRESS 616/10 Moo 5 T. Maenam Khu A. Pluakdaeng Rayong 21140 Thailand | PHONE +66 0 3304 8555 | FAX +66 0 3304 8556
ALS LABORATORY GROUP (THAILAND) CO., LTD. An ALS Limited Company
Life Sciences www.alsglobal.com
RIGHT SOLUTIONS RIGHT PARTNER

Analysis / Test Report

Client : Rojana Industrial Park Prachinburi Co., Ltd.
141 Moo12, Tambol Hua-Wa, Amphur Sirmahaphot, Prachinburi Thailand 25140

Lot ID: 2646349
Date Received :Jun 15, 2026
Date Reported :Jun 20, 2026
Report Number :3597357-1

P/O : RJN.PJ-025/68
Project Name : Prachinburi
Project Location :

Sample Number 2646349-8
Parameter Noise Level (Leq 5 min)
Location บ้านหนองระแนตร (N2) (GPS 47P 0772913, 1534056)
Measurement Date Jun 06 - Jun 07, 2026
Measurement by Nontachai Uppathamp
Sound Level meter Serial No. 00296517

Jun 06, 2026 Time	Leq dB(A)	L90 dB(A)	Jun 06 - Jun 07, 2026 Time	Leq dB(A)	L90 dB(A)	Jun 07, 2026 Time	Leq dB(A)	L90 dB(A)
08:00 PM - 08:05 PM	53.9	48.2	10:40 PM - 10:45 PM	50.4	46.1	01:20 AM - 01:25 AM	45.8	41.1
08:05 PM - 08:10 PM	56.5	50.2	10:45 PM - 10:50 PM	48.7	46.5	01:25 AM - 01:30 AM	48.6	41.4
08:10 PM - 08:15 PM	54.4	49.3	10:50 PM - 10:55 PM	48.7	45.7	01:30 AM - 01:35 AM	43.7	41.3
08:15 PM - 08:20 PM	53.1	48.9	10:55 PM - 11:00 PM	51.4	46.8	01:35 AM - 01:40 AM	46.5	42.0
08:20 PM - 08:25 PM	54.8	48.9	11:00 PM - 11:05 PM	49.4	45.5	01:40 AM - 01:45 AM	49.8	41.7
08:25 PM - 08:30 PM	54.1	48.2	11:05 PM - 11:10 PM	50.5	45.2	01:45 AM - 01:50 AM	48.1	40.0
08:30 PM - 08:35 PM	53.5	46.4	11:10 PM - 11:15 PM	51.6	46.1	01:50 AM - 01:55 AM	53.9	41.8
08:35 PM - 08:40 PM	54.4	48.5	11:15 PM - 11:20 PM	48.8	45.3	01:55 AM - 02:00 AM	49.6	42.1
08:40 PM - 08:45 PM	56.4	49.6	11:20 PM - 11:25 PM	52.2	45.8	02:00 AM - 02:05 AM	46.7	42.7
08:45 PM - 08:50 PM	52.2	47.3	11:25 PM - 11:30 PM	48.5	45.2	02:05 AM - 02:10 AM	45.0	41.0
08:50 PM - 08:55 PM	51.1	47.0	11:30 PM - 11:35 PM	48.8	44.7	02:10 AM - 02:15 AM	53.8	42.9
08:55 PM - 09:00 PM	54.0	47.7	11:35 PM - 11:40 PM	47.2	43.5	02:15 AM - 02:20 AM	48.4	42.5
09:00 PM - 09:05 PM	50.4	47.2	11:40 PM - 11:45 PM	54.4	44.2	02:20 AM - 02:25 AM	45.0	42.4
09:05 PM - 09:10 PM	56.3	47.7	11:45 PM - 11:50 PM	45.8	42.4	02:25 AM - 02:30 AM	42.8	39.7
09:10 PM - 09:15 PM	51.7	47.3	11:50 PM - 11:55 PM	46.1	42.2	02:30 AM - 02:35 AM	47.2	39.4
09:15 PM - 09:20 PM	56.7	49.0	11:55 PM - 12:00 AM	49.7	43.1	02:35 AM - 02:40 AM	46.9	40.1
09:20 PM - 09:25 PM	55.2	47.3	12:00 AM - 12:05 AM	50.6	42.9	02:40 AM - 02:45 AM	43.3	40.4
09:25 PM - 09:30 PM	54.8	47.9	12:05 AM - 12:10 AM	49.9	43.6	02:45 AM - 02:50 AM	45.6	39.9
09:30 PM - 09:35 PM	54.4	46.0	12:10 AM - 12:15 AM	49.9	42.5	02:50 AM - 02:55 AM	48.4	40.3
09:35 PM - 09:40 PM	51.3	45.7	12:15 AM - 12:20 AM	48.6	41.8	02:55 AM - 03:00 AM	45.5	41.0
09:40 PM - 09:45 PM	52.5	45.7	12:20 AM - 12:25 AM	48.9	42.6	03:00 AM - 03:05 AM	51.6	41.5
09:45 PM - 09:50 PM	51.7	44.7	12:25 AM - 12:30 AM	46.1	41.3	03:05 AM - 03:10 AM	43.0	40.3
09:50 PM - 09:55 PM	51.1	45.5	12:30 AM - 12:35 AM	44.4	41.3	03:10 AM - 03:15 AM	44.2	40.6
09:55 PM - 10:00 PM	50.5	44.9	12:35 AM - 12:40 AM	47.6	42.1	03:15 AM - 03:20 AM	45.1	42.1
10:00 PM - 10:05 PM	49.5	44.3	12:40 AM - 12:45 AM	46.8	41.9	03:20 AM - 03:25 AM	48.4	43.1
10:05 PM - 10:10 PM	49.5	44.2	12:45 AM - 12:50 AM	46.6	42.3	03:25 AM - 03:30 AM	46.7	43.8
10:10 PM - 10:15 PM	52.0	44.7	12:50 AM - 12:55 AM	50.4	42.4	03:30 AM - 03:35 AM	50.3	43.4
10:15 PM - 10:20 PM	54.9	44.5	12:55 AM - 01:00 AM	51.1	41.9	03:35 AM - 03:40 AM	49.6	44.2
10:20 PM - 10:25 PM	56.0	45.2	01:00 AM - 01:05 AM	52.8	41.8	03:40 AM - 03:45 AM	46.4	43.7
10:25 PM - 10:30 PM	49.2	45.5	01:05 AM - 01:10 AM	46.5	41.6	03:45 AM - 03:50 AM	45.5	43.7
10:30 PM - 10:35 PM	49.2	45.8	01:10 AM - 01:15 AM	47.6	41.5	03:50 AM - 03:55 AM	46.0	42.6
10:35 PM - 10:40 PM	49.9	46.6	01:15 AM - 01:20 AM	45.1	41.2	03:55 AM - 04:00 AM	48.7	44.4

The above results are valid only for the analyzed/tested sample(s) as indicated in this report. No part of this report or certificate may be reproduced in any form without written consent from the Laboratory. ALS Laboratory Group (Thailand) strongly recommends that this report is not reproduced except in full.

Approved by
Sarayuth Jittranont
Assistant General Manager

Analysis / Test Report

Client : Rojana Industrial Park Prachinburi Co., Ltd.
141 Moo12, Tambol Hua-Wa, Amphur Sirmahaphot, Prachinburi Thailand 25140

Lot ID: 2646349
Date Received :Jun 15, 2026
Date Reported :Jun 20, 2026
Report Number :3597357-1

P/O : RJN.PJ-025/68
Project Name : Prachinburi
Project Location :

Sample Number 2646349-8
Parameter Noise Level (Leq 5 min)
Location บ้านหนองระแนตร (N2) (GPS 47P 0772913, 1534056)
Measurement Date Jun 06 - Jun 07, 2026
Measurement by Nontachai Uppathamp
Sound Level meter Serial No. 00296517

Jun 07, 2026 Time	Leq dB(A)	L90 dB(A)	Jun 07, 2026 Time	Leq dB(A)	L90 dB(A)	Jun 07, 2026 Time	Leq dB(A)	L90 dB(A)
04:00 AM - 04:05 AM	50.0	44.4	06:40 AM - 06:45 AM	52.2	42.9	09:20 AM - 09:25 AM	58.2	45.5
04:05 AM - 04:10 AM	49.0	44.2	06:45 AM - 06:50 AM	49.9	42.7	09:25 AM - 09:30 AM	62.2	54.9
04:10 AM - 04:15 AM	49.4	44.4	06:50 AM - 06:55 AM	51.8	43.1	09:30 AM - 09:35 AM	58.3	45.0
04:15 AM - 04:20 AM	46.8	44.2	06:55 AM - 07:00 AM	52.5	43.8	09:35 AM - 09:40 AM	58.2	42.8
04:20 AM - 04:25 AM	48.5	44.1	07:00 AM - 07:05 AM	53.3	42.7	09:40 AM - 09:45 AM	54.4	44.7
04:25 AM - 04:30 AM	47.1	44.8	07:05 AM - 07:10 AM	54.9	43.9	09:45 AM - 09:50 AM	52.8	45.6
04:30 AM - 04:35 AM	46.9	45.8	07:10 AM - 07:15 AM	53.2	43.4	09:50 AM - 09:55 AM	51.4	41.2
04:35 AM - 04:40 AM	58.7	46.8	07:15 AM - 07:20 AM	54.0	45.8	09:55 AM - 10:00 AM	48.9	41.0
04:40 AM - 04:45 AM	55.2	46.4	07:20 AM - 07:25 AM	54.4	45.1	10:00 AM - 10:05 AM	51.0	42.8
04:45 AM - 04:50 AM	49.6	46.6	07:25 AM - 07:30 AM	54.7	43.6	10:05 AM - 10:10 AM	49.0	40.0
04:50 AM - 04:55 AM	49.2	46.4	07:30 AM - 07:35 AM	52.6	43.8	10:10 AM - 10:15 AM	57.5	46.5
04:55 AM - 05:00 AM	49.4	46.5	07:35 AM - 07:40 AM	53.8	42.9	10:15 AM - 10:20 AM	53.8	45.0
05:00 AM - 05:05 AM	50.0	46.8	07:40 AM - 07:45 AM	54.9	46.2	10:20 AM - 10:25 AM	55.3	45.1
05:05 AM - 05:10 AM	52.2	48.1	07:45 AM - 07:50 AM	53.9	45.2	10:25 AM - 10:30 AM	49.3	43.8
05:10 AM - 05:15 AM	58.1	48.8	07:50 AM - 07:55 AM	54.0	44.7	10:30 AM - 10:35 AM	49.7	42.7
05:15 AM - 05:20 AM	52.9	48.8	07:55 AM - 08:00 AM	53.1	43.8	10:35 AM - 10:40 AM	53.8	43.0
05:20 AM - 05:25 AM	60.8	53.3	08:00 AM - 08:05 AM	53.2	44.2	10:40 AM - 10:45 AM	50.0	43.2
05:25 AM - 05:30 AM	56.4	54.0	08:05 AM - 08:10 AM	54.5	43.8	10:45 AM - 10:50 AM	53.2	44.7
05:30 AM - 05:35 AM	56.5	51.8	08:10 AM - 08:15 AM	51.5	44.0	10:50 AM - 10:55 AM	51.1	45.8
05:35 AM - 05:40 AM	53.0	49.0	08:15 AM - 08:20 AM	52.4	43.7	10:55 AM - 11:00 AM	55.8	46.0
05:40 AM - 05:45 AM	57.8	50.3	08:20 AM - 08:25 AM	52.0	44.9	11:00 AM - 11:05 AM	54.2	47.0
05:45 AM - 05:50 AM	54.9	47.9	08:25 AM - 08:30 AM	50.4	41.8	11:05 AM - 11:10 AM	51.6	45.7
05:50 AM - 05:55 AM	51.2	47.5	08:30 AM - 08:35 AM	62.1	55.5	11:10 AM - 11:15 AM	50.5	44.0
05:55 AM - 06:00 AM	52.3	48.2	08:35 AM - 08:40 AM	63.1	60.7	11:15 AM - 11:20 AM	51.9	45.1
06:00 AM - 06:05 AM	58.9	47.1	08:40 AM - 08:45 AM	53.4	44.7	11:20 AM - 11:25 AM	54.3	46.3
06:05 AM - 06:10 AM	51.5	45.7	08:45 AM - 08:50 AM	51.3	42.8	11:25 AM - 11:30 AM	53.0	45.8
06:10 AM - 06:15 AM	48.1	43.9	08:50 AM - 08:55 AM	56.3	52.0	11:30 AM - 11:35 AM	54.0	46.1
06:15 AM - 06:20 AM	51.1	43.9	08:55 AM - 09:00 AM	48.2	39.9	11:35 AM - 11:40 AM	54.2	46.0
06:20 AM - 06:25 AM	51.0	42.7	09:00 AM - 09:05 AM	50.4	41.9	11:40 AM - 11:45 AM	51.4	42.2
06:25 AM - 06:30 AM	49.4	43.7	09:05 AM - 09:10 AM	49.1	42.4	11:45 AM - 11:50 AM	51.1	44.5
06:30 AM - 06:35 AM	50.9	43.7	09:10 AM - 09:15 AM	53.7	44.5	11:50 AM - 11:55 AM	51.5	43.5
06:35 AM - 06:40 AM	52.5	45.3	09:15 AM - 09:20 AM	54.2	44.6	11:55 AM - 12:00 PM	52.2	45.5

The above results are valid only for the analyzed/tested sample(s) as indicated in this report. No part of this report or certificate may be reproduced in any form without written consent from the Laboratory. ALS Laboratory Group (Thailand) strongly recommends that this report is not reproduced except in full.

Approved by
Sarayuth Jittranont
Assistant General Manager

ADDRESS 616/10 Moo 5 T. Maenam Khu A. Pluakdaeng Rayong 21140 Thailand | PHONE +66 0 3304 8555 | FAX +66 0 3304 8556
ALS LABORATORY GROUP (THAILAND) CO., LTD. An ALS Limited Company
Life Sciences www.alsglobal.com
RIGHT SOLUTIONS RIGHT PARTNER

Analysis / Test Report

Client : Rojana Industrial Park Prachinburi Co., Ltd.
141 Moo12, Tambol Hua-Wa, Amphur Sirmahaphot, Prachinburi Thailand 25140

Lot ID: 2646349
Date Received :Jun 15, 2026
Date Reported :Jun 20, 2026
Report Number :3597358-1

P/O : RJN.PJ-025/68
Project Name : Prachinburi
Project Location :

Sample Number 2646349-9
Parameter Noise Level (Leq 5 min)
Location บ้านหนองระแนตร (N2) (GPS 47P 0772913, 1534056)
Measurement Date Jun 07 - Jun 08, 2026
Measurement by Nontachai Uppathamp
Sound Level meter Serial No. 00296517

Jun 07, 2026 Time	Leq dB(A)	L90 dB(A)	Jun 07, 2026 Time	Leq dB(A)	L90 dB(A)	Jun 07, 2026 Time	Leq dB(A)	L90 dB(A)
12:00 PM - 12:05 PM	51.7	46.0	02:40 PM - 02:45 PM	50.2	41.2	05:20 PM - 05:25 PM	52.9	44.1
12:05 PM - 12:10 PM	54.8	49.3	02:45 PM - 02:50 PM	49.2	41.0	05:25 PM - 05:30 PM	52.6	42.3
12:10 PM - 12:15 PM	53.6	47.8	02:50 PM - 02:55 PM	49.3	40.2	05:30 PM - 05:35 PM	54.8	44.0
12:15 PM - 12:20 PM	54.7	48.1	02:55 PM - 03:00 PM	48.4	42.2	05:35 PM - 05:40 PM	59.2	48.7
12:20 PM - 12:25 PM	56.6	47.7	03:00 PM - 03:05 PM	47.9	41.1	05:40 PM - 05:45 PM	55.4	42.6
12:25 PM - 12:30 PM	52.5	46.4	03:05 PM - 03:10 PM	52.0	43.1	05:45 PM - 05:50 PM	57.6	43.7
12:30 PM - 12:35 PM	50.6	44.9	03:10 PM - 03:15 PM	51.6	40.9	05:50 PM - 05:55 PM	52.9	42.0
12:35 PM - 12:40 PM	51.6	45.1	03:15 PM - 03:20 PM	49.6	42.7	05:55 PM - 06:00 PM	50.9	41.8
12:40 PM - 12:45 PM	52.0	44.6	03:20 PM - 03:25 PM	50.2	42.4	06:00 PM - 06:05 PM	52.1	42.9
12:45 PM - 12:50 PM	52.0	43.8	03:25 PM - 03:30 PM	49.9	40.0	06:05 PM - 06:10 PM	51.9	45.8
12:50 PM - 12:55 PM	50.4	43.4	03:30 PM - 03:35 PM	51.7	41.8	06:10 PM - 06:15 PM	54.1	47.5
12:55 PM - 01:00 PM	52.5	44.1	03:35 PM - 03:40 PM	47.3	38.7	06:15 PM - 06:20 PM	51.6	44.0
01:00 PM - 01:05 PM	47.6	40.0	03:40 PM - 03:45 PM	48.8	39.5	06:20 PM - 06:25 PM	50.3	40.0
01:05 PM - 01:10 PM	50.5	41.9	03:45 PM - 03:50 PM	50.4	40.5	06:25 PM - 06:30 PM	53.0	42.0
01:10 PM - 01:15 PM	54.0	44.4	03:50 PM - 03:55 PM	50.1	40.7	06:30 PM - 06:35 PM	51.1	42.5
01:15 PM - 01:20 PM	54.2	44.6	03:55 PM - 04:00 PM	49.8	39.8	06:35 PM - 06:40 PM	52.9	44.3
01:20 PM - 01:25 PM	54.7	51.4	04:00 PM - 04:05 PM	47.1	39.2	06:40 PM - 06:45 PM	51.8	44.8
01:25 PM - 01:30 PM	56.1	52.4	04:05 PM - 04:10 PM	52.4	41.2	06:45 PM - 06:50 PM	56.3	46.6
01:30 PM - 01:35 PM	52.3	47.6	04:10 PM - 04:15 PM	48.8	41.9	06:50 PM - 06:55 PM	60.3	59.3
01:35 PM - 01:40 PM	52.2	46.2	04:15 PM - 04:20 PM	50.1	40.4	06:55 PM - 07:00 PM	57.5	52.8
01:40 PM - 01:45 PM	48.8	40.1	04:20 PM - 04:25 PM	55.1	41.2	07:00 PM - 07:05 PM	50.8	48.2
01:45 PM - 01:50 PM	56.4	41.8	04:25 PM - 04:30 PM	51.2	40.8	07:05 PM - 07:10 PM	62.8	48.3
01:50 PM - 01:55 PM	52.7	43.0	04:30 PM - 04:35 PM	52.0	42.6	07:10 PM - 07:15 PM	51.9	49.1
01:55 PM - 02:00 PM	50.1	42.7	04:35 PM - 04:40 PM	49.8	39.6	07:15 PM - 07:20 PM	52.7	49.2
02:00 PM - 02:05 PM	51.4	47.4	04:40 PM - 04:45 PM	47.0	39.4	07:20 PM - 07:25 PM	52.9	49.4
02:05 PM - 02:10 PM	49.7	44.4	04:45 PM - 04:50 PM	47.8	38.7	07:25 PM - 07:30 PM	52.0	48.4
02:10 PM - 02:15 PM	51.7	45.4	04:50 PM - 04:55 PM	53.0	39.5	07:30 PM - 07:35 PM	53.1	47.5
02:15 PM - 02:20 PM	51.6	45.0	04:55 PM - 05:00 PM	50.5	41.2	07:35 PM - 07:40 PM	49.6	48.4
02:20 PM - 02:25 PM	51.5	45.6	05:00 PM - 05:05 PM	54.6	44.8	07:40 PM - 07:45 PM	53.3	49.2
02:25 PM - 02:30 PM	48.6	41.5	05:05 PM - 05:10 PM	49.3	42.6	07:45 PM - 07:50 PM	51.7	49.0
02:30 PM - 02:35 PM	52.9	42.8	05:10 PM - 05:15 PM	52.1	42.4	07:50 PM - 07:55 PM	55.6	48.8
02:35 PM - 02:40 PM	50.2	40.9	05:15 PM - 05:20 PM	51.9	42.1	07:55 PM - 08:00 PM	53.1	48.9

The above results are valid only for the analyzed/tested sample(s) as indicated in this report. No part of this report or certificate may be reproduced in any form without written consent from the Laboratory. ALS Laboratory Group (Thailand) strongly recommends that this report is not reproduced except in full.

Approved by
Sarayuth Jittranont
Assistant General Manager

ADDRESS 616/10 Moo 5 T. Maenam Khu A. Pluakdaeng Rayong 21140 Thailand | PHONE +66 0 3304 8555 | FAX +66 0 3304 8556
ALS LABORATORY GROUP (THAILAND) CO., LTD. An ALS Limited Company
Life Sciences www.alsglobal.com
RIGHT SOLUTIONS RIGHT PARTNER

Analysis / Test Report

Client : Rojana Industrial Park Prachinburi Co., Ltd.
141 Moo12, Tambol Hua-Wa, Amphur Sirmahaphot, Prachinburi Thailand 25140

Lot ID: 2646349
Date Received :Jun 15, 2026
Date Reported :Jun 20, 2026
Report Number :3597358-1

P/O : RJN.PJ-025/68
Project Name : Prachinburi
Project Location :

Sample Number 2646349-9
Parameter Noise Level (Leq 5 min)
Location บ้านหนองระแนตร (N2) (GPS 47P 0772913, 1534056)
Measurement Date Jun 07 - Jun 08, 2026
Measurement by Nontachai Uppathamp
Sound Level meter Serial No. 00296517

Jun 07, 2026 Time	Leq dB(A)	L90 dB(A)	Jun 07 - Jun 08, 2026 Time	Leq dB(A)	L90 dB(A)	Jun 08, 2026 Time	Leq dB(A)	L90 dB(A)
08:00 PM - 08:05 PM	53.4	48.5	10:40 PM - 10:45 PM	49.4	47.2	01:20 AM - 01:25 AM	46.5	43.6
08:05 PM - 08:10 PM	54.4	49.0	10:45 PM - 10:50 PM	48.7	46.6	01:25 AM - 01:30 AM	45.1	43.6
08:10 PM - 08:15 PM	52.5	48.0	10:50 PM - 10:55 PM	49.4	47.5	01:30 AM - 01:35 AM	45.2	43.4
08:15 PM - 08:20 PM	49.7	47.5	10:55 PM - 11:00 PM	51.6	48.0	01:35 AM - 01:40 AM	44.7	43.5
08:20 PM - 08:25 PM	50.4	47.8	11:00 PM - 11:05 PM	53.2	47.9	01:40 AM - 01:45 AM	45.8	43.1
08:25 PM - 08:30 PM	50.5	47.9	11:05 PM - 11:10 PM	50.7	47.3	01:45 AM - 01:50 AM	45.0	43.7
08:30 PM - 08:35 PM	51.8	47.9	11:10 PM - 11:15 PM	51.6	49.3	01:50 AM - 01:55 AM	44.2	43.0
08:35 PM - 08:40 PM	52.1	47.6	11:15 PM - 11:20 PM	50.5	47.2	01:55 AM - 02:00 AM	43.1	41.7
08:40 PM - 08:45 PM	53.8	47.1	11:20 PM - 11:25 PM	49.6	45.9	02:00 AM - 02:05 AM	42.9	41.5
08:45 PM - 08:50 PM	56.5	46.9	11:25 PM - 11:30 PM	49.8	45.6	02:05 AM - 02:10 AM	46.6	42.3
08:50 PM - 08:55 PM	53.0	46.7	11:30 PM - 11:35 PM	51.2	47.7	02:10 AM - 02:15 AM	44.2	42.8
08:55 PM - 09:00 PM	54.8	46.5	11:35 PM - 11:40 PM	54.1	48.9	02:15 AM - 02:20 AM	46.0	43.1
09:00 PM - 09:05 PM	51.9	46.6	11:40 PM - 11:45 PM	51.3	48.1	02:20 AM - 02:25 AM	44.9	43.0
09:05 PM - 09:10 PM	50.6	47.0	11:45 PM - 11:50 PM	50.0	47.3	02:25 AM - 02:30 AM	44.5	42.9
09:10 PM - 09:15 PM	54.0	46.5	11:50 PM - 11:55 PM	50.2	48.1	02:30 AM - 02:35 AM	45.0	42.8
09:15 PM - 09:20 PM	49.2	46.5	11:55 PM - 12:00 AM	50.1	46.7	02:35 AM - 02:40 AM	45.7	42.5
09:20 PM - 09:25 PM	47.8	46.2	12:00 AM - 12:05 AM	48.8	46.7	02:40 AM - 02:45 AM	43.8	42.6
09:25 PM - 09:30 PM	49.2	46.6	12:05 AM - 12:10 AM	50.6	46.4	02:45 AM - 02:50 AM	43.9	42.4
09:30 PM - 09:35 PM	49.1	47.0	12:10 AM - 12:15 AM	50.7	46.7	02:50 AM - 02:55 AM	44.7	43.1
09:35 PM - 09:40 PM	47.8	46.3	12:15 AM - 12:20 AM	53.5	46.2	02:55 AM - 03:00 AM	44.6	42.7
09:40 PM - 09:45 PM	49.6	47.1	12:20 AM - 12:25 AM	48.2	44.8	03:00 AM - 03:05 AM	46.5	42.7
09:45 PM - 09:50 PM	49.5	47.7	12:25 AM - 12:30 AM	45.1	42.9	03:05 AM - 03:10 AM	44.7	42.3
09:50 PM - 09:55 PM	50.2	47.1	12:30 AM - 12:35 AM	46.9	43.1	03:10 AM - 03:15 AM	43.2	41.4
09:55 PM - 10:00 PM	50.2	46.7	12:35 AM - 12:40 AM	47.9	44.0	03:15 AM - 03:20 AM	44.0	42.4
10:00 PM - 10:05 PM	49.2	46.4	12:40 AM - 12:45 AM	47.4	44.3	03:20 AM - 03:25 AM	45.7	43.0
10:05 PM - 10:10 PM	48.0	46.9	12:45 AM - 12:50 AM	50.7	43.1	03:25 AM - 03:30 AM	44.0	41.8
10:10 PM - 10:15 PM	51.3	46.7	12:50 AM - 12:55 AM	44.8	42.2	03:30 AM - 03:35 AM	43.4	40.5
10:15 PM - 10:20 PM	49.9	46.8	12:55 AM - 01:00 AM	44.6	40.8	03:35 AM - 03:40 AM	47.2	41.7
10:20 PM - 10:25 PM	50.1	47.0	01:00 AM - 01:05 AM	42.6	40.9	03:40 AM - 03:45 AM	43.6	41.6
10:25 PM - 10:30 PM	49.0	46.6	01:05 AM - 01:10 AM	43.5	41.6	03:45 AM - 03:50 AM	46.3	42.2
10:30 PM - 10:35 PM	46.9	46.0	01:10 AM - 01:15 AM	44.8	42.6	03:50 AM - 03:55 AM	43.9	41.8
10:35 PM - 10:40 PM	49.7	46.8	01:15 AM - 01:20 AM	44.7	42.6	03:55 AM - 04:00 AM	45.1	42.5

The above results are valid only for the analyzed/tested sample(s) as indicated in this report. No part of this report or certificate may be reproduced in any form without written consent from the Laboratory. ALS Laboratory Group (Thailand) strongly recommends that this report is not reproduced except in full.

Approved by
Sarayuth Jittranont
Assistant General Manager

ADDRESS 616/10 Moo 5 T. Maenam Khu A. Pluakdaeng Rayong 21140 Thailand | PHONE +66 0 3304 8555 | FAX +66 0 3304 8556
ALS LABORATORY GROUP (THAILAND) CO., LTD. An ALS Limited Company
Life Sciences www.alsglobal.com
RIGHT SOLUTIONS RIGHT PARTNER

Analysis / Test Report

Client : Rojana Industrial Park Prachinburi Co., Ltd.
141 Moo12, Tambol Hua-Wa, Amphur Sirmahaphot, Prachinburi Thailand 25140

Lot ID: 2646349
Date Received :Jun 15, 2026
Date Reported :Jun 20, 2026
Report Number :3597358-1

P/O : RJN.PJ-025/68
Project Name : Prachinburi
Project Location :

Sample Number 2646349-9
Parameter Noise Level (Leq 5 min)
Location บ้านหนองระแนตร (N2) (GPS 47P 0772913, 1534056)
Measurement Date Jun 07 - Jun 08, 2026
Measurement by Nontachai Uppathamp
Sound Level meter Serial No. 00296517

Jun 08, 2026 Time	Leq dB(A)	L90 dB(A)	Jun 08, 2026 Time	Leq dB(A)	L90 dB(A)	Jun 08, 2026 Time	Leq dB(A)	L90 dB(A)
04:00 AM - 04:05 AM	46.0	42.4	06:40 AM - 06:45 AM	58.0	48.1	09:20 AM - 09:25 AM	50.9	44.9
04:05 AM - 04:10 AM	54.4	43.3	06:45 AM - 06:50 AM	53.7	44.4	09:25 AM - 09:30 AM	53.3	43.1
04:10 AM - 04:15 AM	54.2	43.1	06:50 AM - 06:55 AM	56.5	46.9	09:30 AM - 09:35 AM	52.9	42.7
04:15 AM - 04:20 AM	46.2	43.7	06:55 AM - 07:00 AM	55.0	48.6	09:35 AM - 09:40 AM	50.6	43.5
04:20 AM - 04:25 AM	45.3	43.5	07:00 AM - 07:05 AM	56.9	49.9	09:40 AM - 09:45 AM	53.2	44.3
04:25 AM - 04:30 AM	46.1	44.0	07:05 AM - 07:10 AM	56.7	48.5	09:45 AM - 09:50 AM	53.7	45.3
04:30 AM - 04:35 AM	49.0	44.3	07:10 AM - 07:15 AM	57.1	50.4	09:50 AM - 09:55 AM	52.4	44.6
04:35 AM - 04:40 AM	55.4	45.8	07:15 AM - 07:20 AM	58.8	51.5	09:55 AM - 10:00 AM	54.5	45.2
04:40 AM - 04:45 AM	54.5	45.7	07:20 AM - 07:25 AM	58.8	51.1	10:00 AM - 10:05 AM	54.8	44.1
04:45 AM - 04:50 AM	47.5	45.2	07:25 AM - 07:30 AM	59.1	50.7	10:05 AM - 10:10 AM	54.1	42.8
04:50 AM - 04:55 AM	47.1	44.7	07:30 AM - 07:35 AM	58.0	51.0	10:10 AM - 10:15 AM	53.8	47.3
04:55 AM - 05:00 AM	48.8	44.8	07:35 AM - 07:40 AM	59.0	49.7	10:15 AM - 10:20 AM	50.6	42.2
05:00 AM - 05:05 AM	48.6	45.3	07:40 AM - 07:45 AM	59.2	51.2	10:20 AM - 10:25 AM	51.6	43.9
05:05 AM - 05:10 AM	47.5	45.7	07:45 AM - 07:50 AM	58.2	52.3	10:25 AM - 10:30 AM	56.0	46.5
05:10 AM - 05:15 AM	49.0	46.2	07:50 AM - 07:55 AM	57.6	46.8	10:30 AM - 10:35 AM	63.3	60.8
05:15 AM - 05:20 AM	48.1	45.8	07:55 AM - 08:00 AM	55.0	44.8	10:35 AM - 10:40 AM	69.7	65.5
05:20 AM - 05:25 AM	66.3	47.1	08:00 AM - 08:05 AM	54.0	44.4	10:40 AM - 10:45 AM	71.8	70.7
05:25 AM - 05:30 AM	70.3	56.7	08:05 AM - 08:10 AM	54.7	49.5	10:45 AM - 10:50 AM	73.1	68.0
05:30 AM - 05:35 AM	58.4	54.9	08:10 AM - 08:15 AM	55.4	43.4	10:50 AM - 10:55 AM	60.5	52.9
05:35 AM - 05:40 AM	53.7	48.8	08:15 AM - 08:20 AM	54.1	40.6	10:55 AM - 11:00 AM	53.7	49.3
05:40 AM - 05:45 AM	52.6	48.3	08:20 AM - 08:25 AM	58.3	48.2	11:00 AM - 11:05 AM	58.1	49.5
05:45 AM - 05:50 AM	53.4	48.6	08:25 AM - 08:30 AM	53.3	46.0	11:05 AM - 11:10 AM	55.9	46.5
05:50 AM - 05:55 AM	53.1	47.5	08:30 AM - 08:35 AM	54.7	46.8	11:10 AM - 11:15 AM	53.8	44.2
05:55 AM - 06:00 AM	51.9	47.2	08:35 AM - 08:40 AM	53.3	46.5	11:15 AM - 11:20 AM	53.2	45.9
06:00 AM - 06:05 AM	52.9	46.4	08:40 AM - 08:45 AM	54.7	46.2	11:20 AM - 11:25 AM	52.1	42.9
06:05 AM - 06:10 AM	50.8	46.0	08:45 AM - 08:50 AM	55.7	46.4	11:25 AM - 11:30 AM	53.4	42.5
06:10 AM - 06:15 AM	54.4	45.2	08:50 AM - 08:55 AM	53.9	43.1	11:30 AM - 11:35 AM	53.1	43.2
06:15 AM - 06:20 AM	56.6	44.6	08:55 AM - 09:00 AM	54.6	45.3	11:35 AM - 11:40 AM	56.1	42.2
06:20 AM - 06:25 AM	52.8	45.5	09:00 AM - 09:05 AM	53.9	44.8	11:40 AM - 11:45 AM	53.4	39.5
06:25 AM - 06:30 AM	57.1	46.4	09:05 AM - 09:10 AM	54.2	50.0	11:45 AM - 11:50 AM	50.7	39.9
06:30 AM - 06:35 AM	54.0	46.5	09:10 AM - 09:15 AM	51.6	44.0	11:50 AM - 11:55 AM	53.4	41.1
06:35 AM - 06:40 AM	54.1	47.3	09:15 AM - 09:20 AM	54.4	45.9	11:55 AM - 12:00 PM	56.2	43.9

The above results are valid only for the analyzed/tested sample(s) as indicated in this report. No part of this report or certificate may be reproduced in any form without written consent from the Laboratory. ALS Laboratory Group (Thailand) strongly recommends that this report is not reproduced except in full.

Approved by
Sarayuth Jittranont
Assistant General Manager

Analysis / Test Report

Client : Rojana Industrial Park Prachinburi Co., Ltd.
141 Moo12, Tambol Hua-Wa, Amphur Sirmahaphot, Prachinburi Thailand 25140

Lot ID: 2646349
Date Received :Jun 15, 2026
Date Reported :Jun 20, 2026
Report Number :3597359-1

P/O : RJN.PJ-025/68
Project Name : Prachinburi
Project Location :

Sample Number 2646349-10
Parameter Noise Level (Leq 5 min)
Location บ้านหนองระแนตร (N2) (GPS 47P 0772913, 1534056)
Measurement Date Jun 08 - Jun 09, 2026
Measurement by Nontachai Uppathamp
Sound Level meter Serial No. 00296517

Jun 08, 2026 Time	Leq dB(A)	L90 dB(A)	Jun 08 - Jun 09, 2026 Time	Leq dB(A)	L90 dB(A)	Jun 09, 2026 Time	Leq dB(A)	L90 dB(A)
08:00 PM - 08:05 PM	58.7	51.1	10:40 PM - 10:45 PM	47.3	45.0	01:20 AM - 01:25 AM	49.3	43.1
08:05 PM - 08:10 PM	56.1	51.3	10:45 PM - 10:50 PM	49.7	44.6	01:25 AM - 01:30 AM	47.6	43.3
08:10 PM - 08:15 PM	56.8	51.5	10:50 PM - 10:55 PM	49.5	44.5	01:30 AM - 01:35 AM	48.7	43.0
08:15 PM - 08:20 PM	55.9	52.3	10:55 PM - 11:00 PM	48.7	43.3	01:35 AM - 01:40 AM	45.3	43.0
08:20 PM - 08:25 PM	56.2	52.3	11:00 PM - 11:05 PM	50.2	43.9	01:40 AM - 01:45 AM	44.6	43.1
08:25 PM - 08:30 PM	54.3	51.4	11:05 PM - 11:10 PM	48.4	44.7	01:45 AM - 01:50 AM	50.6	42.9
08:30 PM - 08:35 PM	53.0	50.4	11:10 PM - 11:15 PM	47.9	44.4	01:50 AM - 01:55 AM	47.8	42.6
08:35 PM - 08:40 PM	55.3	50.8	11:15 PM - 11:20 PM	49.7	43.6	01:55 AM - 02:00 AM	44.6	42.5
08:40 PM - 08:45 PM	56.7	51.1	11:20 PM - 11:25 PM	53.0	44.7	02:00 AM - 02:05 AM	50.0	42.9
08:45 PM - 08:50 PM	54.8	49.9	11:25 PM - 11:30 PM	48.7	43.3	02:05 AM - 02:10 AM	49.6	44.1
08:50 PM - 08:55 PM	54.9	49.9	11:30 PM - 11:35 PM	49.0	43.7	02:10 AM - 02:15 AM	45.3	43.4
08:55 PM - 09:00 PM	53.7	49.4	11:35 PM - 11:40 PM	48.5	44.7	02:15 AM - 02:20 AM	46.2	44.4
09:00 PM - 09:05 PM	52.4	48.6	11:40 PM - 11:45 PM	47.7	43.7	02:20 AM - 02:25 AM	49.2	43.2
09:05 PM - 09:10 PM	51.4	48.1	11:45 PM - 11:50 PM	49.2	44.9	02:25 AM - 02:30 AM	46.5	44.5
09:10 PM - 09:15 PM	55.2	48.1	11:50 PM - 11:55 PM	48.5	43.7	02:30 AM - 02:35 AM	45.8	44.0
09:15 PM - 09:20 PM	53.8	47.1	11:55 PM - 12:00 AM	47.7	43.4	02:35 AM - 02:40 AM	49.7	44.9
09:20 PM - 09:25 PM	53.1	47.1	12:00 AM - 12:05 AM	49.9	42.6	02:40 AM - 02:45 AM	45.7	44.3
09:25 PM - 09:30 PM	49.0	45.4	12:05 AM - 12:10 AM	49.0	42.3	02:45 AM - 02:50 AM	45.4	43.9
09:30 PM - 09:35 PM	52.2	47.1	12:10 AM - 12:15 AM	49.1	43.0	02:50 AM - 02:55 AM	45.1	43.8
09:35 PM - 09:40 PM	53.1	47.1	12:15 AM - 12:20 AM	49.4	43.7	02:55 AM - 03:00 AM	45.1	44.0
09:40 PM - 09:45 PM	53.8	47.3	12:20 AM - 12:25 AM	44.8	42.7	03:00 AM - 03:05 AM	47.8	44.2
09:45 PM - 09:50 PM	51.4	47.1	12:25 AM - 12:30 AM	53.1	42.9	03:05 AM - 03:10 AM	49.4	43.2
09:50 PM - 09:55 PM	50.7	47.0	12:30 AM - 12:35 AM	44.5	42.5	03:10 AM - 03:15 AM	45.6	44.1
09:55 PM - 10:00 PM	51.6	47.1	12:35 AM - 12:40 AM	48.4	42.9	03:15 AM - 03:20 AM	47.5	44.2
10:00 PM - 10:05 PM	52.0	48.0	12:40 AM - 12:45 AM	53.0	43.1	03:20 AM - 03:25 AM	47.7	44.0
10:05 PM - 10:10 PM	53.0	47.7	12:45 AM - 12:50 AM	48.2	42.5	03:25 AM - 03:30 AM	48.7	44.3
10:10 PM - 10:15 PM	54.7	47.6	12:50 AM - 12:55 AM	47.4	42.1	03:30 AM - 03:35 AM	45.6	44.0
10:15 PM - 10:20 PM	51.7	47.3	12:55 AM - 01:00 AM	45.4	42.4	03:35 AM - 03:40 AM	53.6	43.1
10:20 PM - 10:25 PM	50.5	47.3	01:00 AM - 01:05 AM	44.1	42.1	03:40 AM - 03:45 AM	47.6	43.1
10:25 PM - 10:30 PM	50.8	47.3	01:05 AM - 01:10 AM	45.4	43.3	03:45 AM - 03:50 AM	45.7	43.8
10:30 PM - 10:35 PM	49.7	46.2	01:10 AM - 01:15 AM	45.9	42.7	03:50 AM - 03:55 AM	47.2	44.5
10:35 PM - 10:40 PM	50.4	45.7	01:15 AM - 01:20 AM	47.7	42.3	03:55 AM - 04:00 AM	46.2	44.1

The above results are valid only for the analyzed/tested sample(s) as indicated in this report. No part of this report or certificate may be reproduced in any form without written consent from the Laboratory. ALS Laboratory Group (Thailand) strongly recommends that this report is not reproduced except in full.

Approved by
Sarayuth Jittranont
Assistant General Manager

Analysis / Test Report

Client : Rojana Industrial Park Prachinburi Co., Ltd.
141 Moo12, Tambol Hua-Wa, Amphur Sirmahaphot, Prachinburi Thailand 25140

Lot ID: 2646349
Date Received :Jun 15, 2026
Date Reported :Jun 20, 2026
Report Number :3597357-1

P/O : RJN.PJ-025/68
Project Name : Prachinburi
Project Location :

Sample Number 2646349-10
Parameter Noise Level (Leq 5 min)
Location บ้านหนองระแนตร (N2) (GPS 47P 0772913, 1534056)
Measurement Date Jun 08 - Jun 09, 2026
Measurement by Nontachai Uppathamp
Sound Level meter Serial No. 00296517

Jun 08, 2026 Time	Leq dB(A)	L90 dB(A)	Jun 08, 2026 Time	Leq dB(A)	L90 dB(A)	Jun 08, 2026 Time	Leq dB(A)	L90 dB(A)
12:00 PM - 12:05 PM	52.6	42.6	02:40 PM - 02:45 PM	53.5	45.5	05:20 PM - 05:25 PM	55.7	46.6
12:05 PM - 12:10 PM	52.4	41.6	02:45 PM - 02:50 PM	62.9	47.1	05:25 PM - 05:30 PM	57.4	48.8
12:10 PM - 12:15 PM	52.4	42.3	02:50 PM - 02:55 PM	58.0	50.9	05:30 PM - 05:35 PM	57.5	51.2
12:15 PM - 12:20 PM	52.1	39.9	02:55 PM - 03:00 PM	59.5	53.1	05:35 PM - 05:40 PM	54.1	44.3
12:20 PM - 12:25 PM	52.2	43.8	03:00 PM - 03:05 PM	60.5	54.4	05:40 PM - 05:45 PM	52.4	45.0
12:25 PM - 12:30 PM	53.2	43.3	03:05 PM - 03:10 PM	58.3	50.3	05:45 PM - 05:50 PM	54.4	44.8
12:30 PM - 12:35 PM	55.5	43.8	03:10 PM - 03:15 PM	57.1	49.3	05:50 PM - 05:55 PM	53.3	42.9
12:35 PM - 12:40 PM	57.4	42.6	03:15 PM - 03:20 PM	55.3	50.2	05:55 PM - 06:00 PM	54.3	41.9
12:40 PM - 12:45 PM	55.7	46.0	03:20 PM - 03:25 PM	59.3	50.5	06:00 PM - 06:05 PM	52.8	40.6
12:45 PM - 12:50 PM	55.5	44.7	03:25 PM - 03:30 PM	70.7	67.5	06:05 PM - 06:10 PM	51.4	42.3
12:50 PM - 12:55 PM	53.9	44.3	03:30 PM - 03:35 PM	72.3	67.2	06:10 PM - 06:15 PM	56.3	43.6
12:55 PM - 01:00 PM	55.8	46.2	03:35 PM - 03:40 PM	71.5	69.2	06:15 PM - 06:20 PM	55.5	46.5
01:00 PM - 01:05 PM	55.0	45.8	03:40 PM - 03:45 PM	71.3	66.8	06:20 PM - 06:25 PM	59.0	49.1
01:05 PM - 01:10 PM	50.7	43.4	03:45 PM - 03:50 PM	64.7	56.3	06:25 PM - 06:30 PM	54.3	49.9
01:10 PM - 01:15 PM	52.8	44.6	03:50 PM - 03:55 PM	57.4	52.1	06:30 PM - 06:35 PM	55.4	50.0
01:15 PM - 01:20 PM	50.0	43.3	03:55 PM - 04:00 PM	53.5	49.2	06:35 PM - 06:40 PM	58.9	54.4
01:20 PM - 01:25 PM	52.1	43.0	04:00 PM - 04:05 PM	55.3	47.6	06:40 PM - 06:45 PM	61.3	59.8
01:25 PM - 01:30 PM	57.2	46.9	04:05 PM - 04:10 PM	55.3	47.1	06:45 PM - 06:50 PM	59.4	56.2
01:30 PM - 01:35 PM	54.4	44.0	04:10 PM - 04:15 PM	53.0	47.2	06:50 PM - 06:55 PM	55.8	51.7
01:35 PM - 01:40 PM	54.7	47.3	04:15 PM - 04:20 PM	56.1	45.3	06:55 PM - 07:00 PM	54.8	49.6
01:40 PM - 01:45 PM	57.3	46.8	04:20 PM - 04:25 PM	50.8	44.6	07:00 PM - 07:05 PM	59.5	48.8
01:45 PM - 01:50 PM	63.5	58.6	04:25 PM - 04:30 PM	52.7	44.6	07:05 PM - 07:10 PM	56.0	50.7
01:50 PM - 01:55 PM	59.7	49.8	04:30 PM - 04:35 PM	53.9	46.4	07:10 PM - 07:15 PM	55.9	50.7
01:55 PM - 02:00 PM	61.5	47.8	04:35 PM - 04:40 PM	51.9	45.5	07:15 PM - 07:20 PM	56.8	51.4
02:00 PM - 02:05 PM	55.1	47.2	04:40 PM - 04:45 PM	51.3	43.7	07:20 PM - 07:25 PM	56.0	52.0
02:05 PM - 02:10 PM	53.8	45.4	04:45 PM - 04:50 PM	56.0	46.2	07:25 PM - 07:30 PM	58.3	52.6
02:10 PM - 02:15 PM	53.3	42.8	04:50 PM - 04:55 PM	54.0	45.7	07:30 PM - 07:35 PM	58.5	52.4
02:15 PM - 02:20 PM	57.7	45.9	04:55 PM - 05:00 PM	54.1	45.7	07:35 PM - 07:40 PM	57.6	52.4
02:20 PM - 02:25 PM	52.7	43.9	05:00 PM - 05:05 PM	54.5	45.7	07:40 PM - 07:45 PM	56.8	51.3
02:25 PM - 02:30 PM	53.4	44.2	05:05 PM - 05:10 PM	55.5	47.9	07:45 PM - 07:50 PM	55.7	50.9
02:30 PM - 02:35 PM	51.9	45.7	05:10 PM - 05:15 PM	57.4	51.5	07:50 PM - 07:55 PM	54.6	51.4
02:35 PM - 02:40 PM	54.1	44.0	05:15 PM - 05:20 PM	56.9	50.2	07:55 PM - 08:00 PM	56.9	52.0

The above results are valid only for the analyzed/tested sample(s) as indicated in this report. No part of this report or certificate may be reproduced in any form without written consent from the Laboratory. ALS Laboratory Group (Thailand) strongly recommends that this report is not reproduced except in full.

Approved by
Sarayuth Jittranont
Assistant General Manager

Analysis / Test Report

Client : Rojana Industrial Park Prachinburi Co., Ltd.
141 Moo12, Tambol Hua-Wa, Amphur Sirmahaphot, Prachinburi Thailand 25140

Lot ID: 2646349
Date Received :Jun 15, 2026
Date Reported :Jun 20, 2026
Report Number :3597359-1

P/O : RJN.PJ-025/68
Project Name : Prachinburi
Project Location :

Sample Number 2646349-10
Parameter Noise Level (Leq 5 min)
Location บ้านหนองระแนตร (N2) (GPS 47P 0772913, 1534056)
Measurement Date Jun 08 - Jun 09, 2026
Measurement by Nontachai Uppathamp
Sound Level meter Serial No. 00296517

Jun 09, 2026 Time	Leq dB(A)	L90 dB(A)	Jun 09, 2026 Time	Leq dB(A)	L90 dB(A)	Jun 09, 2026 Time	Leq dB(A)	L90 dB(A)
04:00 AM - 04:05 AM	51.1	45.5	06:40 AM - 06:45 AM	55.4	46.4	09:20 AM - 09:25 AM	60.9	48.5
04:05 AM - 04:10 AM	46.8	45.7	06:45 AM - 06:50 AM	56.6	47.9	09:25 AM - 09:30 AM	63.4	45.6
04:10 AM - 04:15 AM	49.3	45.8	06:50 AM - 06:55 AM	54.6	46.1	09:30 AM - 09:35 AM	55.0	44.4
04:15 AM - 04:20 AM	50.2	45.4	06:55 AM - 07:00 AM	56.9	47.3	09:35 AM - 09:40 AM	54.8	45.3
04:20 AM - 04:25 AM	47.8	45.9	07:00 AM - 07:05 AM	54.3	45.9	09:40 AM - 09:45 AM	54.5	43.8
04:25 AM - 04:30 AM	48.2	46.4	07:05 AM - 07:10 AM	55.8	48.6	09:45 AM - 09:50 AM	59.8	47.3
04:30 AM - 04:35 AM	47.9	46.2	07:10 AM - 07:15 AM	58.1	48.2	09:50 AM - 09:55 AM	60.7	45.3
04:35 AM - 04:40 AM	56.7	47.2	07:15 AM - 07:20 AM	59.3	50.9	09:55 AM - 10:00 AM	60.7	46.3
04:40 AM - 04:45 AM	54.0	46.1	07:20 AM - 07:25 AM	58.7	50.9	10:00 AM - 10:05 AM	58.7	43.7
04:45 AM - 04:50 AM	52.1	47.6	07:25 AM - 07:30 AM	59.3	52.2	10:05 AM - 10:10 AM	53.3	44.3
04:50 AM - 04:55 AM	48.9	47.2	07:30 AM - 07:35 AM	58.8	51.9	10:10 AM - 10:15 AM	62.1	42.8
04:55 AM - 05:00 AM	48.8	46.6	07:35 AM - 07:40 AM	61.2	51.8	10:15 AM - 10:20 AM	51.9	42.1
05:00 AM - 05:05 AM	55.6	46.0	07:40 AM - 07:45 AM	61.0	52.1	10:20 AM - 10:25 AM	53.6	42.1
05:05 AM - 05:10 AM	56.8	49.2	07:45 AM - 07:50 AM	57.3	49.0	10:25 AM - 10:30 AM	50.2	41.2
05:10 AM - 05:15 AM	54.4	48.9	07:50 AM - 07:55 AM	57.3	47.6	10:30 AM - 10:35 AM	54.9	43.6
05:15 AM - 05:20 AM	51.5	48.6	07:55 AM - 08:00 AM	55.3	48.7	10:35 AM - 10:40 AM	55.1	42.8
05:20 AM - 05:25 AM	57.8	49.9	08:00 AM - 08:05 AM	56.9	48.1	10:40 AM - 10:45 AM	54.6	41.7
05:25 AM - 05:30 AM	58.0	56.8	08:05 AM - 08:10 AM	56.8	48.2	10:45 AM - 10:50 AM	56.7	43.7
05:30 AM - 05:35 AM	57.2	54.5	08:10 AM - 08:15 AM	59.3	48.1	10:50 AM - 10:55 AM	57.0	43.7
05:35 AM - 05:40 AM	54.7	50.1	08:15 AM - 08:20 AM	55.7	46.9	10:55 AM - 11:00 AM	53.3	41.7
05:40 AM - 05:45 AM	60.0	51.6	08:20 AM - 08:25 AM	54.1	43.3	11:00 AM - 11:05 AM	52.6	42.8
05:45 AM - 05:50 AM	55.1	50.0	08:25 AM - 08:30 AM	53.8	46.2	11:05 AM - 11:10 AM	48.8	42.2
05:50 AM - 05:55 AM	53.1	48.6	08:30 AM - 08:35 AM	57.3	51.1	11:10 AM - 11:15 AM	51.3	42.8
05:55 AM - 06:00 AM	54.4	47.4	08:35 AM - 08:40 AM	54.1	46.3	11:15 AM - 11:20 AM	52.9	44.6
06:00 AM - 06:05 AM	53.1	47.6	08:40 AM - 08:45 AM	53.8	45.8	11:20 AM - 11:25 AM	55.4	42.9
06:05 AM - 06:10 AM	51.0	46.3	08:45 AM - 08:50 AM	51.5	44.4	11:25 AM - 11:30 AM	57.5	44.9
06:10 AM - 06:15 AM	51.5	44.8	08:50 AM - 08:55 AM	52.6	43.4	11:30 AM - 11:35 AM	50.9	43.6
06:15 AM - 06:20 AM	53.8	44.7	08:55 AM - 09:00 AM	51.4	43.9	11:35 AM - 11:40 AM	51.0	39.3
06:20 AM - 06:25 AM	53.6	44.1	09:00 AM - 09:05 AM	56.9	48.4	11:40 AM - 11:45 AM	52.0	42.2
06:25 AM - 06:30 AM	53.1	45.6	09:05 AM - 09:10 AM	54.4	49.4	11:45 AM - 11:50 AM	50.2	41.7
06:30 AM - 06:35 AM	54.2	44.6	09:10 AM - 09:15 AM	53.6	43.5	11:50 AM - 11:55 AM	69.0	45.6
06:35 AM - 06:40 AM	55.9	45.6	09:15 AM - 09:20 AM	56.1	49.8	11:55 AM - 12:00 PM	57.6	51.0

The above results are valid only for the analyzed/tested sample(s) as indicated in this report. No part of this report or certificate may be reproduced in any form without written consent from the Laboratory. ALS Laboratory Group (Thailand) strongly recommends that this report is not reproduced except in full.

Approved by
Sarayuth Jittranont
Assistant General Manager

Analysis / Test Report

Client : Rojana Industrial Park Prachinburi Co., Ltd.
141 Moo12, Tambol Hua-Wa, Amphur Sirmahaphot, Prachinburi Thailand 25140

Lot ID: 2646349
Date Received :Jun 15, 2026
Date Reported :Jun 20, 2026
Report Number :3597360-1

P/O : RJN.PJ-025/68
Project Name : Prachinburi
Project Location :

Sample Number 2646349-11
Parameter Noise Level (Leq 5 min)
Location บ้านหนองระแนะ (N2) (GPS 47P 0772913, 1534056)
Measurement Date Jun 09 - Jun 10, 2026
Measurement by Nontachai Uppathamp
Sound Level meter Serial No. 00296517

Jun 09, 2026 Time	Leq dB(A)	L90 dB(A)	Jun 09, 2026 Time	Leq dB(A)	L90 dB(A)	Jun 09, 2026 Time	Leq dB(A)	L90 dB(A)
12:00 PM - 12:05 PM	52.9	46.2	02:40 PM - 02:45 PM	52.3	42.1	05:20 PM - 05:25 PM	59.0	49.8
12:05 PM - 12:10 PM	53.8	45.6	02:45 PM - 02:50 PM	50.0	41.3	05:25 PM - 05:30 PM	56.8	48.9
12:10 PM - 12:15 PM	54.2	43.3	02:50 PM - 02:55 PM	56.4	43.1	05:30 PM - 05:35 PM	56.8	45.0
12:15 PM - 12:20 PM	52.0	43.2	02:55 PM - 03:00 PM	52.2	42.4	05:35 PM - 05:40 PM	54.9	44.7
12:20 PM - 12:25 PM	59.1	42.1	03:00 PM - 03:05 PM	52.9	45.0	05:40 PM - 05:45 PM	55.5	44.8
12:25 PM - 12:30 PM	58.0	49.9	03:05 PM - 03:10 PM	50.8	43.7	05:45 PM - 05:50 PM	52.6	42.3
12:30 PM - 12:35 PM	57.8	44.4	03:10 PM - 03:15 PM	52.9	43.2	05:50 PM - 05:55 PM	54.8	42.2
12:35 PM - 12:40 PM	57.5	43.4	03:15 PM - 03:20 PM	51.5	43.1	05:55 PM - 06:00 PM	51.7	40.4
12:40 PM - 12:45 PM	54.7	45.5	03:20 PM - 03:25 PM	52.8	45.0	06:00 PM - 06:05 PM	52.5	43.9
12:45 PM - 12:50 PM	53.6	41.4	03:25 PM - 03:30 PM	49.5	41.6	06:05 PM - 06:10 PM	54.6	42.3
12:50 PM - 12:55 PM	52.9	44.2	03:30 PM - 03:35 PM	52.0	42.8	06:10 PM - 06:15 PM	58.1	50.3
12:55 PM - 01:00 PM	52.4	41.0	03:35 PM - 03:40 PM	51.7	40.9	06:15 PM - 06:20 PM	54.8	50.4
01:00 PM - 01:05 PM	50.9	42.1	03:40 PM - 03:45 PM	56.9	43.5	06:20 PM - 06:25 PM	55.2	52.9
01:05 PM - 01:10 PM	50.5	39.4	03:45 PM - 03:50 PM	50.7	44.4	06:25 PM - 06:30 PM	58.5	55.6
01:10 PM - 01:15 PM	53.3	40.1	03:50 PM - 03:55 PM	49.9	43.1	06:30 PM - 06:35 PM	59.5	57.2
01:15 PM - 01:20 PM	54.8	41.6	03:55 PM - 04:00 PM	52.4	47.0	06:35 PM - 06:40 PM	57.6	55.0
01:20 PM - 01:25 PM	54.8	42.1	04:00 PM - 04:05 PM	55.1	48.4	06:40 PM - 06:45 PM	57.7	55.3
01:25 PM - 01:30 PM	52.0	40.5	04:05 PM - 04:10 PM	58.7	49.7	06:45 PM - 06:50 PM	59.9	57.2
01:30 PM - 01:35 PM	52.5	42.5	04:10 PM - 04:15 PM	56.2	50.2	06:50 PM - 06:55 PM	63.4	58.6
01:35 PM - 01:40 PM	56.8	43.6	04:15 PM - 04:20 PM	53.7	48.1	06:55 PM - 07:00 PM	60.6	56.5
01:40 PM - 01:45 PM	51.6	42.8	04:20 PM - 04:25 PM	54.0	47.6	07:00 PM - 07:05 PM	56.5	54.1
01:45 PM - 01:50 PM	52.1	45.1	04:25 PM - 04:30 PM	54.2	47.3	07:05 PM - 07:10 PM	57.0	54.0
01:50 PM - 01:55 PM	52.5	44.0	04:30 PM - 04:35 PM	57.5	51.4	07:10 PM - 07:15 PM	58.0	53.9
01:55 PM - 02:00 PM	55.6	45.4	04:35 PM - 04:40 PM	54.3	45.9	07:15 PM - 07:20 PM	56.8	53.1
02:00 PM - 02:05 PM	57.3	49.3	04:40 PM - 04:45 PM	54.8	46.4	07:20 PM - 07:25 PM	59.5	52.6
02:05 PM - 02:10 PM	55.4	44.2	04:45 PM - 04:50 PM	55.7	48.7	07:25 PM - 07:30 PM	56.3	51.4
02:10 PM - 02:15 PM	56.1	42.8	04:50 PM - 04:55 PM	54.1	50.8	07:30 PM - 07:35 PM	56.3	52.1
02:15 PM - 02:20 PM	57.9	48.9	04:55 PM - 05:00 PM	54.4	50.6	07:35 PM - 07:40 PM	56.2	51.4
02:20 PM - 02:25 PM	58.4	48.5	05:00 PM - 05:05 PM	54.4	48.5	07:40 PM - 07:45 PM	56.6	51.3
02:25 PM - 02:30 PM	53.0	42.6	05:05 PM - 05:10 PM	57.4	50.1	07:45 PM - 07:50 PM	55.7	51.1
02:30 PM - 02:35 PM	51.3	45.1	05:10 PM - 05:15 PM	56.7	51.7	07:50 PM - 07:55 PM	54.5	50.9
02:35 PM - 02:40 PM	56.0	43.4	05:15 PM - 05:20 PM	57.8	50.0	07:55 PM - 08:00 PM	54.6	51.0

The above results are valid only for the analyzed/tested sample(s) as indicated in this report. No part of this report or certificate may be reproduced in any form without written consent from the Laboratory. ALS Laboratory Group (Thailand) strongly recommends that this report is not reproduced except in full.

Approved by
Sarayuth Jittranont
Assistant General Manager

Analysis / Test Report

Client : Rojana Industrial Park Prachinburi Co., Ltd.
141 Moo12, Tambol Hua-Wa, Amphur Sirmahaphot, Prachinburi Thailand 25140

Lot ID: 2646349
Date Received :Jun 15, 2026
Date Reported :Jun 20, 2026
Report Number :3597360-1

P/O : RJN.PJ-025/68
Project Name : Prachinburi
Project Location :

Sample Number 2646349-11
Parameter Noise Level (Leq 5 min)
Location บ้านหนองระแนะ (N2) (GPS 47P 0772913, 1534056)
Measurement Date Jun 09 - Jun 10, 2026
Measurement by Nontachai Uppathamp
Sound Level meter Serial No. 00296517

Jun 09, 2026 Time	Leq dB(A)	L90 dB(A)	Jun 09 - Jun 10, 2026 Time	Leq dB(A)	L90 dB(A)	Jun 10, 2026 Time	Leq dB(A)	L90 dB(A)
08:00 PM - 08:05 PM	57.2	50.6	10:40 PM - 10:45 PM	47.5	45.4	01:20 AM - 01:25 AM	48.7	45.5
08:05 PM - 08:10 PM	58.1	52.0	10:45 PM - 10:50 PM	48.3	45.8	01:25 AM - 01:30 AM	47.9	45.6
08:10 PM - 08:15 PM	55.5	50.9	10:50 PM - 10:55 PM	52.8	45.8	01:30 AM - 01:35 AM	50.4	45.9
08:15 PM - 08:20 PM	53.9	49.9	10:55 PM - 11:00 PM	48.8	45.3	01:35 AM - 01:40 AM	47.7	45.2
08:20 PM - 08:25 PM	53.2	50.1	11:00 PM - 11:05 PM	48.9	44.9	01:40 AM - 01:45 AM	47.2	45.1
08:25 PM - 08:30 PM	54.5	50.5	11:05 PM - 11:10 PM	47.6	44.7	01:45 AM - 01:50 AM	47.5	45.2
08:30 PM - 08:35 PM	52.7	48.6	11:10 PM - 11:15 PM	49.2	44.8	01:50 AM - 01:55 AM	46.9	44.8
08:35 PM - 08:40 PM	56.3	50.2	11:15 PM - 11:20 PM	49.7	44.6	01:55 AM - 02:00 AM	48.6	44.6
08:40 PM - 08:45 PM	54.9	50.8	11:20 PM - 11:25 PM	48.7	44.3	02:00 AM - 02:05 AM	47.7	44.7
08:45 PM - 08:50 PM	53.4	47.3	11:25 PM - 11:30 PM	49.6	44.5	02:05 AM - 02:10 AM	45.4	43.8
08:50 PM - 08:55 PM	55.7	48.5	11:30 PM - 11:35 PM	46.4	44.8	02:10 AM - 02:15 AM	51.1	43.3
08:55 PM - 09:00 PM	52.2	48.5	11:35 PM - 11:40 PM	48.9	44.9	02:15 AM - 02:20 AM	44.3	42.7
09:00 PM - 09:05 PM	52.9	47.6	11:40 PM - 11:45 PM	48.6	44.9	02:20 AM - 02:25 AM	47.3	43.1
09:05 PM - 09:10 PM	52.5	47.5	11:45 PM - 11:50 PM	48.6	45.6	02:25 AM - 02:30 AM	53.1	43.5
09:10 PM - 09:15 PM	53.2	47.5	11:50 PM - 11:55 PM	48.3	45.9	02:30 AM - 02:35 AM	47.8	43.5
09:15 PM - 09:20 PM	51.8	47.6	11:55 PM - 12:00 AM	51.0	45.7	02:35 AM - 02:40 AM	47.2	44.4
09:20 PM - 09:25 PM	51.4	47.2	12:00 AM - 12:05 AM	50.2	44.9	02:40 AM - 02:45 AM	51.4	44.5
09:25 PM - 09:30 PM	50.0	47.1	12:05 AM - 12:10 AM	49.0	43.8	02:45 AM - 02:50 AM	48.6	44.1
09:30 PM - 09:35 PM	52.6	47.5	12:10 AM - 12:15 AM	50.7	44.2	02:50 AM - 02:55 AM	45.9	43.9
09:35 PM - 09:40 PM	51.5	47.8	12:15 AM - 12:20 AM	49.1	44.8	02:55 AM - 03:00 AM	47.1	43.1
09:40 PM - 09:45 PM	52.1	48.2	12:20 AM - 12:25 AM	52.1	46.1	03:00 AM - 03:05 AM	45.5	43.6
09:45 PM - 09:50 PM	51.8	47.8	12:25 AM - 12:30 AM	48.4	46.3	03:05 AM - 03:10 AM	45.0	43.4
09:50 PM - 09:55 PM	54.9	47.4	12:30 AM - 12:35 AM	50.4	46.3	03:10 AM - 03:15 AM	46.1	43.3
09:55 PM - 10:00 PM	54.0	47.4	12:35 AM - 12:40 AM	49.6	46.8	03:15 AM - 03:20 AM	45.2	43.4
10:00 PM - 10:05 PM	51.2	47.7	12:40 AM - 12:45 AM	48.0	45.8	03:20 AM - 03:25 AM	49.7	43.3
10:05 PM - 10:10 PM	51.7	48.0	12:45 AM - 12:50 AM	47.8	45.2	03:25 AM - 03:30 AM	46.1	43.0
10:10 PM - 10:15 PM	51.3	46.4	12:50 AM - 12:55 AM	49.4	45.7	03:30 AM - 03:35 AM	45.6	43.1
10:15 PM - 10:20 PM	50.2	45.8	12:55 AM - 01:00 AM	48.6	44.9	03:35 AM - 03:40 AM	48.3	43.3
10:20 PM - 10:25 PM	51.3	45.8	01:00 AM - 01:05 AM	47.1	45.3	03:40 AM - 03:45 AM	45.1	43.3
10:25 PM - 10:30 PM	49.8	44.3	01:05 AM - 01:10 AM	51.7	45.9	03:45 AM - 03:50 AM	46.4	43.3
10:30 PM - 10:35 PM	47.8	45.1	01:10 AM - 01:15 AM	47.4	45.8	03:50 AM - 03:55 AM	46.1	43.8
10:35 PM - 10:40 PM	48.0	45.6	01:15 AM - 01:20 AM	49.7	45.3	03:55 AM - 04:00 AM	49.7	43.9

The above results are valid only for the analyzed/tested sample(s) as indicated in this report. No part of this report or certificate may be reproduced in any form without written consent from the Laboratory. ALS Laboratory Group (Thailand) strongly recommends that this report is not reproduced except in full.

Approved by
Sarayuth Jittranont
Assistant General Manager

ADDRESS 616/10 Moo 5 T. Maenam Khu A. Pluakdaeng Rayong 21140 Thailand | PHONE +66 0 3304 8555 | FAX +66 0 3304 8556
ALS LABORATORY GROUP (THAILAND) CO., LTD. An ALS Limited Company
Life Sciences www.alsglobal.com
RIGHT SOLUTIONS RIGHT PARTNER

Analysis / Test Report

Client : Rojana Industrial Park Prachinburi Co., Ltd.
141 Moo12, Tambol Hua-Wa, Amphur Sirmahaphot, Prachinburi Thailand 25140

Lot ID: 2646349
Date Received :Jun 15, 2026
Date Reported :Jun 20, 2026
Report Number :3597360-1

P/O : RJN.PJ-025/68
Project Name : Prachinburi
Project Location :

Sample Number 2646349-11
Parameter Noise Level (Leq 5 min)
Location บ้านหนองระแนะ (N2) (GPS 47P 0772913, 1534056)
Measurement Date Jun 09 - Jun 10, 2026
Measurement by Nontachai Uppathamp
Sound Level meter Serial No. 00296517

Jun 10, 2026 Time	Leq dB(A)	L90 dB(A)	Jun 10, 2026 Time	Leq dB(A)	L90 dB(A)	Jun 10, 2026 Time	Leq dB(A)	L90 dB(A)
04:00 AM - 04:05 AM	45.7	43.8	06:40 AM - 06:45 AM	58.1	49.7	09:20 AM - 09:25 AM	55.8	42.9
04:05 AM - 04:10 AM	45.8	44.0	06:45 AM - 06:50 AM	55.8	49.9	09:25 AM - 09:30 AM	59.5	47.7
04:10 AM - 04:15 AM	49.1	43.1	06:50 AM - 06:55 AM	59.8	48.6	09:30 AM - 09:35 AM	53.3	45.3
04:15 AM - 04:20 AM	46.1	42.3	06:55 AM - 07:00 AM	56.7	49.5	09:35 AM - 09:40 AM	54.3	44.1
04:20 AM - 04:25 AM	47.7	43.4	07:00 AM - 07:05 AM	56.6	50.1	09:40 AM - 09:45 AM	59.5	47.6
04:25 AM - 04:30 AM	46.0	44.2	07:05 AM - 07:10 AM	57.5	51.6	09:45 AM - 09:50 AM	57.7	45.8
04:30 AM - 04:35 AM	53.3	45.5	07:10 AM - 07:15 AM	57.0	50.6	09:50 AM - 09:55 AM	60.4	46.4
04:35 AM - 04:40 AM	55.4	45.9	07:15 AM - 07:20 AM	58.7	50.6	09:55 AM - 10:00 AM	61.3	46.9
04:40 AM - 04:45 AM	48.7	45.2	07:20 AM - 07:25 AM	58.7	49.9	10:00 AM - 10:05 AM	53.4	43.3
04:45 AM - 04:50 AM	47.4	44.4	07:25 AM - 07:30 AM	59.6	51.4	10:05 AM - 10:10 AM	54.4	44.2
04:50 AM - 04:55 AM	46.8	44.2	07:30 AM - 07:35 AM	58.2	51.8	10:10 AM - 10:15 AM	55.3	41.3
04:55 AM - 05:00 AM	49.3	45.4	07:35 AM - 07:40 AM	57.9	49.9	10:15 AM - 10:20 AM	55.6	43.7
05:00 AM - 05:05 AM	52.7	47.5	07:40 AM - 07:45 AM	62.2	52.7	10:20 AM - 10:25 AM	54.2	46.3
05:05 AM - 05:10 AM	54.1	49.6	07:45 AM - 07:50 AM	56.9	47.6	10:25 AM - 10:30 AM	57.9	45.7
05:10 AM - 05:15 AM	53.4	47.5	07:50 AM - 07:55 AM	56.6	49.1	10:30 AM - 10:35 AM	53.5	44.9
05:15 AM - 05:20 AM	53.7	48.0	07:55 AM - 08:00 AM	63.2	58.5	10:35 AM - 10:40 AM	52.4	44.8
05:20 AM - 05:25 AM	58.0	56.6	08:00 AM - 08:05 AM	61.9	50.3	10:40 AM - 10:45 AM	51.7	41.5
05:25 AM - 05:30 AM	57.2	55.1	08:05 AM - 08:10 AM	58.5	47.8	10:45 AM - 10:50 AM	52.3	44.8
05:30 AM - 05:35 AM	54.4	50.3	08:10 AM - 08:15 AM	58.0	50.4	10:50 AM - 10:55 AM	59.5	49.2
05:35 AM - 05:40 AM	55.4	49.4	08:15 AM - 08:20 AM	55.8	46.9	10:55 AM - 11:00 AM	60.4	47.6
05:40 AM - 05:45 AM	54.8	50.0	08:20 AM - 08:25 AM	56.7	45.2	11:00 AM - 11:05 AM	57.2	43.1
05:45 AM - 05:50 AM	55.9	48.7	08:25 AM - 08:30 AM	56.8	43.9	11:05 AM - 11:10 AM	55.0	43.5
05:50 AM - 05:55 AM	54.1	48.0	08:30 AM - 08:35 AM	55.2	45.9	11:10 AM - 11:15 AM	53.7	43.9
05:55 AM - 06:00 AM	55.3	47.1	08:35 AM - 08:40 AM	61.9	52.7	11:15 AM - 11:20 AM	56.2	45.7
06:00 AM - 06:05 AM	58.6	47.0	08:40 AM - 08:45 AM	63.2	61.8	11:20 AM - 11:25 AM	53.6	43.2
06:05 AM - 06:10 AM	51.3	45.2	08:45 AM - 08:50 AM	61.2	45.3	11:25 AM - 11:30 AM	52.1	42.7
06:10 AM - 06:15 AM	52.7	46.3	08:50 AM - 08:55 AM	58.8	44.5	11:30 AM - 11:35 AM	52.3	45.1
06:15 AM - 06:20 AM	52.9	48.0	08:55 AM - 09:00 AM	56.7	45.4	11:35 AM - 11:40 AM	56.7	50.8
06:20 AM - 06:25 AM	55.2	48.6	09:00 AM - 09:05 AM	58.9	42.2	11:40 AM - 11:45 AM	69.4	52.1
06:25 AM - 06:30 AM	59.7	48.7	09:05 AM - 09:10 AM	59.3	48.6	11:45 AM - 11:50 AM	70.8	60.9
06:30 AM - 06:35 AM	57.7	49.3	09:10 AM - 09:15 AM	52.0	44.1	11:50 AM - 11:55 AM	60.0	57.5
06:35 AM - 06:40 AM	58.0	48.5	09:15 AM - 09:20 AM	52.4	42.4	11:55 AM - 12:00 PM	60.0	56.5

The above results are valid only for the analyzed/tested sample(s) as indicated in this report. No part of this report or certificate may be reproduced in any form without written consent from the Laboratory. ALS Laboratory Group (Thailand) strongly recommends that this report is not reproduced except in full.

Approved by
Sarayuth Jittranont
Assistant General Manager

ADDRESS 616/10 Moo 5 T. Maenam Khu A. Pluakdaeng Rayong 21140 Thailand | PHONE +66 0 3304 8555 | FAX +66 0 3304 8556
ALS LABORATORY GROUP (THAILAND) CO., LTD. An ALS Limited Company
Life Sciences www.alsglobal.com
RIGHT SOLUTIONS RIGHT PARTNER

Analysis / Test Report

Client : Rojana Industrial Park Prachinburi Co., Ltd.
141 Moo12, Tambol Hua-Wa, Amphur Sirmahaphot, Prachinburi Thailand 25140

Lot ID: 2646349
Date Received :Jun 15, 2026
Date Reported :Jun 20, 2026
Report Number :3597361-1

P/O : RJN.PJ-025/68
Project Name : Prachinburi
Project Location :

Sample Number 2646349-12
Parameter Noise Level (Leq 5 min)
Location บ้านหนองระแนะ (N2) (GPS 47P 0772913, 1534056)
Measurement Date Jun 10 - Jun 11, 2026
Measurement by Nontachai Uppathamp
Sound Level meter Serial No. 00296517

Jun 10, 2026 Time	Leq dB(A)	L90 dB(A)	Jun 10, 2026 Time	Leq dB(A)	L90 dB(A)	Jun 10, 2026 Time	Leq dB(A)	L90 dB(A)
12:00 PM - 12:05 PM	58.4	55.5	02:40 PM - 02:45 PM	51.5	43.3	05:20 PM - 05:25 PM	54.7	47.3
12:05 PM - 12:10 PM	57.7	51.7	02:45 PM - 02:50 PM	50.2	40.8	05:25 PM - 05:30 PM	57.6	47.0
12:10 PM - 12:15 PM	52.0	49.1	02:50 PM - 02:55 PM	53.3	43.9	05:30 PM - 05:35 PM	53.6	45.3
12:15 PM - 12:20 PM	54.1	48.1	02:55 PM - 03:00 PM	55.5	42.9	05:35 PM - 05:40 PM	53.3	45.9
12:20 PM - 12:25 PM	51.9	45.6	03:00 PM - 03:05 PM	53.4	41.4	05:40 PM - 05:45 PM	53.2	44.5
12:25 PM - 12:30 PM	53.7	45.6	03:05 PM - 03:10 PM	51.0	42.2	05:45 PM - 05:50 PM	54.2	47.9
12:30 PM - 12:35 PM	53.4	45.7	03:10 PM - 03:15 PM	49.8	42.2	05:50 PM - 05:55 PM	60.6	46.4
12:35 PM - 12:40 PM	51.9	44.5	03:15 PM - 03:20 PM	51.6	42.5	05:55 PM - 06:00 PM	55.3	44.4
12:40 PM - 12:45 PM	53.2	43.5	03:20 PM - 03:25 PM	53.7	43.4	06:00 PM - 06:05 PM	52.4	43.8
12:45 PM - 12:50 PM	54.6	44.0	03:25 PM - 03:30 PM	55.3	44.1	06:05 PM - 06:10 PM	52.4	42.1
12:50 PM - 12:55 PM	51.4	43.2	03:30 PM - 03:35 PM	53.3	42.6	06:10 PM - 06:15 PM	54.1	43.4
12:55 PM - 01:00 PM	48.4	41.6	03:35 PM - 03:40 PM	52.8	41.5	06:15 PM - 06:20 PM	51.0	42.6
01:00 PM - 01:05 PM	54.7	44.8	03:40 PM - 03:45 PM	58.1	42.1	06:20 PM - 06:25 PM	55.9	44.0
01:05 PM - 01:10 PM	54.0	43.2	03:45 PM - 03:50 PM	50.2	40.0	06:25 PM - 06:30 PM	56.7	43.2
01:10 PM - 01:15 PM	52.5	45.0	03:50 PM - 03:55 PM	49.8	41.5	06:30 PM - 06:35 PM	50.3	42.1
01:15 PM - 01:20 PM	52.3	43.2	03:55 PM - 04:00 PM	51.6	39.4	06:35 PM - 06:40 PM	53.6	44.1
01:20 PM - 01:25 PM	52.1	42.2	04:00 PM - 04:05 PM	48.9	38.3	06:40 PM - 06:45 PM	56.9	50.3
01:25 PM - 01:30 PM	56.0	44.9	04:05 PM - 04:10 PM	54.3	40.3	06:45 PM - 06:50 PM	62.4	59.2
01:30 PM - 01:35 PM	53.6	41.4	04:10 PM - 04:15 PM	52.2	39.8	06:50 PM - 06:55 PM	61.0	57.4
01:35 PM - 01:40 PM	57.2	41.6	04:15 PM - 04:20 PM	54.2	39.5	06:55 PM - 07:00 PM	58.2	53.8
01:40 PM - 01:45 PM	54.5	42.3	04:20 PM - 04:25 PM	54.7	38.9	07:00 PM - 07:05 PM	55.5	51.3
01:45 PM - 01:50 PM	50.8	42.0	04:25 PM - 04:30 PM	57.5	45.6	07:05 PM - 07:10 PM	57.5	52.6
01:50 PM - 01:55 PM	53.7	42.3	04:30 PM - 04:35 PM	53.8	45.1	07:10 PM - 07:15 PM	58.4	51.5
01:55 PM - 02:00 PM	52.7	41.0	04:35 PM - 04:40 PM	55.7	51.5	07:15 PM - 07:20 PM	58.0	52.7
02:00 PM - 02:05 PM	57.7	43.0	04:40 PM - 04:45 PM	55.4	45.2	07:20 PM - 07:25 PM	58.2	53.5
02:05 PM - 02:10 PM	54.6	45.2	04:45 PM - 04:50 PM	53.1	42.2	07:25 PM - 07:30 PM	57.6	53.4
02:10 PM - 02:15 PM	53.1	44.3	04:50 PM - 04:55 PM	53.3	44.4	07:30 PM - 07:35 PM	57.5	53.5
02:15 PM - 02:20 PM	52.5	44.2	04:55 PM - 05:00 PM	55.6	45.1	07:35 PM - 07:40 PM	57.1	54.0
02:20 PM - 02:25 PM	55.7	44.7	05:00 PM - 05:05 PM	52.5	40.8	07:40 PM - 07:45 PM	57.6	54.5
02:25 PM - 02:30 PM	53.7	43.4	05:05 PM - 05:10 PM	53.9	43.6	07:45 PM - 07:50 PM	57.1	53.4
02:30 PM - 02:35 PM	52.9	42.0	05:10 PM - 05:15 PM	55.9	48.4	07:50 PM - 07:55 PM	56.4	52.9
02:35 PM - 02:40 PM	53.0	41.9	05:15 PM - 05:20 PM	56.8	48.2	07:55 PM - 08:00 PM	58.8	52.4

The above results are valid only for the analyzed/tested sample(s) as indicated in this report. No part of this report or certificate may be reproduced in any form without written consent from the Laboratory. ALS Laboratory Group (Thailand) strongly recommends that this report is not reproduced except in full.

Approved by
Sarayuth Jittranont
Assistant General Manager

ADDRESS 616/10 Moo 5 T. Maenam Khu A. Pluakdaeng Rayong 21140 Thailand | PHONE +66 0 3304 8555 | FAX +66 0 3304 8556
ALS LABORATORY GROUP (THAILAND) CO., LTD. An ALS Limited Company
Life Sciences www.alsglobal.com
RIGHT SOLUTIONS RIGHT PARTNER

Analysis / Test Report

Client : Rojana Industrial Park Prachinburi Co., Ltd.
141 Moo12, Tambol Hua-Wa, Amphur Sirmahaphot, Prachinburi Thailand 25140

Lot ID: 2646349
Date Received :Jun 15, 2026
Date Reported :Jun 20, 2026
Report Number :3597361-1

P/O : RJN.PJ-025/68
Project Name : Prachinburi
Project Location :

Sample Number 2646349-12
Parameter Noise Level (Leq 5 min)
Location บ้านหนองระแนะ (N2) (GPS 47P 0772913, 1534056)
Measurement Date Jun 10 - Jun 11, 2026
Measurement by Nontachai Uppathamp
Sound Level meter Serial No. 00296517

Jun 10, 2026 Time	Leq dB(A)	L90 dB(A)	Jun 10 - Jun 11, 2026 Time	Leq dB(A)	L90 dB(A)	Jun 11, 2026 Time	Leq dB(A)	L90 dB(A)
08:00 PM - 08:05 PM	56.0	52.2	10:40 PM - 10:45 PM	49.7	48.3	01:20 AM - 01:25 AM	46.0	43.3
08:05 PM - 08:10 PM	57.6	53.4	10:45 PM - 10:50 PM	51.2	48.0	01:25 AM - 01:30 AM	45.4	43.4
08:10 PM - 08:15 PM	57.2	53.8	10:50 PM - 10:55 PM	49.4	47.6	01:30 AM - 01:35 AM	49.4	44.6
08:15 PM - 08:20 PM	55.8	54.2	10:55 PM - 11:00 PM	50.0	47.4	01:35 AM - 01:40 AM	48.1	44.2
08:20 PM - 08:25 PM	56.8	54.2	11:00 PM - 11:05 PM	49.4	47.7	01:40 AM - 01:45 AM	47.3	44.3
08:25 PM - 08:30 PM	55.3	53.0	11:05 PM - 11:10 PM	52.7	47.9	01:45 AM - 01:50 AM	49.0	45.1
08:30 PM - 08:35 PM	55.0	52.7	11:10 PM - 11:15 PM	49.6	47.7	01:50 AM - 01:55 AM	47.5	45.0
08:35 PM - 08:40 PM	58.6	54.2	11:15 PM - 11:20 PM	54.8	47.4	01:55 AM - 02:00 AM	47.5	45.8
08:40 PM - 08:45 PM	65.7	56.2	11:20 PM - 11:25 PM	49.7	46.9	02:00 AM - 02:05 AM	51.9	47.4
08:45 PM - 08:50 PM	69.0	63.6	11:25 PM - 11:30 PM	49.7	47.4	02:05 AM - 02:10 AM	50.4	48.5
08:50 PM - 08:55 PM	71.9	68.8	11:30 PM - 11:35 PM	49.4	47.4	02:10 AM - 02:15 AM	49.8	47.7
08:55 PM - 09:00 PM	75.0	72.4	11:35 PM - 11:40 PM	49.9	46.8	02:15 AM - 02:20 AM	49.8	47.3
09:00 PM - 09:05 PM	71.1	68.4	11:40 PM - 11:45 PM	51.9	47.4	02:20 AM - 02:25 AM	51.9	47.3
09:05 PM - 09:10 PM	68.1	63.7	11:45 PM - 11:50 PM	51.4	47.9	02:25 AM - 02:30 AM	48.4	46.5
09:10 PM - 09:15 PM	60.9	56.6	11:50 PM - 11:55 PM	51.9	47.7	02:30 AM - 02:35 AM	47.6	46.2
09:15 PM - 09:20 PM	60.1	56.1	11:55 PM - 12:00 AM	51.1	47.1	02:35 AM - 02:40 AM	47.2	45.5
09:20 PM - 09:25 PM	73.2	67.1	12:00 AM - 12:05 AM	48.7	47.0	02:40 AM - 02:45 AM	46.6	44.5
09:25 PM - 09:30 PM	72.4	70.2	12:05 AM - 12:10 AM	51.8	47.2	02:45 AM - 02:50 AM	50.1	44.9
09:30 PM - 09:35 PM	70.6	69.4	12:10 AM - 12:15 AM	51.1	47.6	02:50 AM - 02:55 AM	45.8	43.7
09:35 PM - 09:40 PM	68.8	67.7	12:15 AM - 12:20 AM	50.2	47.5	02:55 AM - 03:00 AM	45.6	43.4
09:40 PM - 09:45 PM	66.0	59.9	12:20 AM - 12:25 AM	51.2	47.4	03:00 AM - 03:05 AM	45.6	43.6
09:45 PM - 09:50 PM	63.2	57.7	12:25 AM - 12:30 AM	49.9	47.2	03:05 AM - 03:10 AM	49.7	43.6
09:50 PM - 09:55 PM	62.7	60.9	12:30 AM - 12:35 AM	50.8	47.1	03:10 AM - 03:15 AM	46.9	43.2
09:55 PM - 10:00 PM	61.3	59.0	12:35 AM - 12:40 AM	49.6	45.6	03:15 AM - 03:20 AM	49.2	44.2
10:00 PM - 10:05 PM	57.3	53.0	12:40 AM - 12:45 AM	48.8	46.7	03:20 AM - 03:25 AM	46.5	44.6
10:05 PM - 10:10 PM	54.4	51.9	12:45 AM - 12:50 AM	47.5	45.8	03:25 AM - 03:30 AM	49.5	44.1
10:10 PM - 10:15 PM	56.9	50.9	12:50 AM - 12:55 AM	50.2	46.6	03:30 AM - 03:35 AM	48.5	44.1
10:15 PM - 10:20 PM	52.8	50.5	12:55 AM - 01:00 AM	46.8	45.2	03:35 AM - 03:40 AM	49.0	44.3
10:20 PM - 10:25 PM	51.7	49.9	01:00 AM - 01:05 AM	48.3	44.7	03:40 AM - 03:45 AM	45.4	44.3
10:25 PM - 10:30 PM	51.3	49.8	01:05 AM - 01:10 AM	50.8	44.5	03:45 AM - 03:50 AM	45.4	43.3
10:30 PM - 10:35 PM	55.2	49.4	01:10 AM - 01:15 AM	48.1	44.2	03:50 AM - 03:55 AM	46.9	43.6
10:35 PM - 10:40 PM	52.4	49.1	01:15 AM - 01:20 AM	46.7	44.7	03:55 AM - 04:00 AM	46.3	43.8

The above results are valid only for the analyzed/tested sample(s) as indicated in this report. No part of this report or certificate may be reproduced in any form without written consent from the Laboratory. ALS Laboratory Group (Thailand) strongly recommends that this report is not reproduced except in full.

Approved by
Sarayuth Jittranont
Assistant General Manager

Analysis / Test Report

Client : Rojana Industrial Park Prachinburi Co., Ltd.
141 Moo12, Tambol Hua-Wa, Amphur Sirmahaphot, Prachinburi Thailand 25140

Lot ID: 2646349
Date Received :Jun 15, 2026
Date Reported :Jun 20, 2026
Report Number :3597361-1

P/O : RJN.PJ-025/68
Project Name : Prachinburi
Project Location :

Sample Number 2646349-12
Parameter Noise Level (Leq 5 min)
Location บ้านหนองระแนะ (N2) (GPS 47P 0772913, 1534056)
Measurement Date Jun 10 - Jun 11, 2026
Measurement by Nontachai Uppathamp
Sound Level meter Serial No. 00296517

Jun 11, 2026 Time	Leq dB(A)	L90 dB(A)	Jun 11, 2026 Time	Leq dB(A)	L90 dB(A)	Jun 11, 2026 Time	Leq dB(A)	L90 dB(A)
04:00 AM - 04:05 AM	47.3	44.8	06:40 AM - 06:45 AM	54.4	45.7	09:20 AM - 09:25 AM	55.6	46.8
04:05 AM - 04:10 AM	47.4	45.0	06:45 AM - 06:50 AM	55.1	47.6	09:25 AM - 09:30 AM	54.0	49.1
04:10 AM - 04:15 AM	46.7	44.6	06:50 AM - 06:55 AM	56.4	47.1	09:30 AM - 09:35 AM	57.6	50.1
04:15 AM - 04:20 AM	46.3	44.3	06:55 AM - 07:00 AM	57.1	49.5	09:35 AM - 09:40 AM	56.5	47.3
04:20 AM - 04:25 AM	47.1	43.7	07:00 AM - 07:05 AM	54.9	46.8	09:40 AM - 09:45 AM	57.2	50.4
04:25 AM - 04:30 AM	48.0	43.9	07:05 AM - 07:10 AM	58.2	49.4	09:45 AM - 09:50 AM	57.2	46.0
04:30 AM - 04:35 AM	57.2	44.4	07:10 AM - 07:15 AM	57.9	51.0	09:50 AM - 09:55 AM	52.1	42.5
04:35 AM - 04:40 AM	53.6	43.7	07:15 AM - 07:20 AM	60.6	51.9	09:55 AM - 10:00 AM	56.6	50.5
04:40 AM - 04:45 AM	48.3	43.7	07:20 AM - 07:25 AM	59.9	51.7	10:00 AM - 10:05 AM	59.1	53.7
04:45 AM - 04:50 AM	46.4	43.9	07:25 AM - 07:30 AM	58.5	49.8	10:05 AM - 10:10 AM	61.1	55.5
04:50 AM - 04:55 AM	46.6	44.6	07:30 AM - 07:35 AM	58.6	52.8	10:10 AM - 10:15 AM	55.2	49.0
04:55 AM - 05:00 AM	50.5	45.8	07:35 AM - 07:40 AM	59.0	50.7	10:15 AM - 10:20 AM	54.3	46.7
05:00 AM - 05:05 AM	53.9	45.8	07:40 AM - 07:45 AM	62.5	52.2	10:20 AM - 10:25 AM	52.9	43.4
05:05 AM - 05:10 AM	51.8	46.8	07:45 AM - 07:50 AM	61.3	56.4	10:25 AM - 10:30 AM	56.9	46.7
05:10 AM - 05:15 AM	54.8	48.1	07:50 AM - 07:55 AM	58.9	49.1	10:30 AM - 10:35 AM	54.9	43.6
05:15 AM - 05:20 AM	50.7	46.4	07:55 AM - 08:00 AM	57.3	45.6	10:35 AM - 10:40 AM	56.4	48.7
05:20 AM - 05:25 AM	53.2	46.4	08:00 AM - 08:05 AM	57.3	47.0	10:40 AM - 10:45 AM	58.8	50.7
05:25 AM - 05:30 AM	67.4	59.4	08:05 AM - 08:10 AM	59.8	49.5	10:45 AM - 10:50 AM	59.0	55.1
05:30 AM - 05:35 AM	70.0	53.8	08:10 AM - 08:15 AM	62.0	50.0	10:50 AM - 10:55 AM	54.9	44.6
05:35 AM - 05:40 AM	55.4	49.8	08:15 AM - 08:20 AM	57.8	49.3	10:55 AM - 11:00 AM	55.2	42.2
05:40 AM - 05:45 AM	55.1	49.1	08:20 AM - 08:25 AM	54.6	45.7	11:00 AM - 11:05 AM	58.4	50.3
05:45 AM - 05:50 AM	54.5	46.2	08:25 AM - 08:30 AM	55.6	46.0	11:05 AM - 11:10 AM	55.5	44.4
05:50 AM - 05:55 AM	53.7	45.3	08:30 AM - 08:35 AM	59.1	46.7	11:10 AM - 11:15 AM	56.8	48.2
05:55 AM - 06:00 AM	54.7	45.5	08:35 AM - 08:40 AM	54.4	41.3	11:15 AM - 11:20 AM	52.7	43.2
06:00 AM - 06:05 AM	51.8	44.2	08:40 AM - 08:45 AM	53.8	44.4	11:20 AM - 11:25 AM	52.9	40.7
06:05 AM - 06:10 AM	53.0	44.0	08:45 AM - 08:50 AM	54.8	44.8	11:25 AM - 11:30 AM	54.9	42.2
06:10 AM - 06:15 AM	51.6	44.1	08:50 AM - 08:55 AM	56.3	45.7	11:30 AM - 11:35 AM	52.5	39.6
06:15 AM - 06:20 AM	53.7	46.1	08:55 AM - 09:00 AM	60.5	46.3	11:35 AM - 11:40 AM	56.9	45.8
06:20 AM - 06:25 AM	52.0	44.2	09:00 AM - 09:05 AM	56.3	44.3	11:40 AM - 11:45 AM	58.2	49.6
06:25 AM - 06:30 AM	52.2	45.1	09:05 AM - 09:10 AM	57.1	47.5	11:45 AM - 11:50 AM	54.1	44.6
06:30 AM - 06:35 AM	54.2	45.8	09:10 AM - 09:15 AM	55.9	46.9	11:50 AM - 11:55 AM	54.3	42.1
06:35 AM - 06:40 AM	55.1	45.2	09:15 AM - 09:20 AM	55.5	43.1	11:55 AM - 12:00 PM	56.3	43.6

The above results are valid only for the analyzed/tested sample(s) as indicated in this report. No part of this report or certificate may be reproduced in any form without written consent from the Laboratory. ALS Laboratory Group (Thailand) strongly recommends that this report is not reproduced except in full.

Approved by
Sarayuth Jittranont
Assistant General Manager

ADDRESS 616/10 Moo 5 T. Maenam Khu A. Pluakdaeng Rayong 21140 Thailand | PHONE +66 0 3304 8555 | FAX +66 0 3304 8556
ALS LABORATORY GROUP (THAILAND) CO., LTD. An ALS Limited Company
Life Sciences www.alsglobal.com
RIGHT SOLUTIONS RIGHT PARTNER

ภาคผนวก ค-12

ระดับเสียงรบกวน

Analysis / Test Report

Client : Rojana Industrial Park Prachinburi Co., Ltd.
141 Moo12, Tambol Hua-Wa, Amphur Sirmahaphot, Prachinburi Thailand 25140

Lot ID: 2646349
Date Received :Jun 15, 2026
Date Reported :Jun 20, 2026
Report Number :3597350-1

P/O : RJN.PJ-025/68
Project Name : Prachinburi
Project Location :

Sample Number 2646349-1
Parameter Noise Level (Leq 5 min)
Location บ้านโคกลุดมดี (N1) (GPS 47P 0774760, 1526379)
Measurement Date Jun 06 - Jun 07, 2026
Measurement by Nontachai Uppathamp
Sound Level meter Serial No. 00296516

Jun 06, 2026 Time	Leq dB(A)	L90 dB(A)	Jun 06, 2026 Time	Leq dB(A)	L90 dB(A)	Jun 06, 2026 Time	Leq dB(A)	L90 dB(A)
10:00 AM - 10:05 AM	54.9	49.9	12:40 PM - 12:45 PM	53.9	51.5	03:20 PM - 03:25 PM	59.5	55.3
10:05 AM - 10:10 AM	54.1	50.3	12:45 PM - 12:50 PM	53.7	51.2	03:25 PM - 03:30 PM	58.9	53.5
10:10 AM - 10:15 AM	56.1	51.4	12:50 PM - 12:55 PM	53.6	51.2	03:30 PM - 03:35 PM	56.0	53.2
10:15 AM - 10:20 AM	54.5	51.8	12:55 PM - 01:00 PM	57.6	53.5	03:35 PM - 03:40 PM	58.5	56.6
10:20 AM - 10:25 AM	54.1	50.0	01:00 PM - 01:05 PM	55.2	52.4	03:40 PM - 03:45 PM	58.0	56.3
10:25 AM - 10:30 AM	52.9	50.6	01:05 PM - 01:10 PM	55.1	52.8	03:45 PM - 03:50 PM	58.0	56.0
10:30 AM - 10:35 AM	54.6	50.5	01:10 PM - 01:15 PM	54.1	52.3	03:50 PM - 03:55 PM	56.6	54.9
10:35 AM - 10:40 AM	53.8	51.1	01:15 PM - 01:20 PM	55.3	52.1	03:55 PM - 04:00 PM	57.2	55.2
10:40 AM - 10:45 AM	52.8	48.2	01:20 PM - 01:25 PM	54.3	51.8	04:00 PM - 04:05 PM	57.3	53.5
10:45 AM - 10:50 AM	54.4	50.3	01:25 PM - 01:30 PM	55.9	52.4	04:05 PM - 04:10 PM	56.5	54.4
10:50 AM - 10:55 AM	54.7	51.2	01:30 PM - 01:35 PM	58.1	51.6	04:10 PM - 04:15 PM	56.2	52.9
10:55 AM - 11:00 AM	54.1	49.1	01:35 PM - 01:40 PM	57.8	52.1	04:15 PM - 04:20 PM	56.1	53.9
11:00 AM - 11:05 AM	53.3	50.1	01:40 PM - 01:45 PM	55.1	52.8	04:20 PM - 04:25 PM	55.3	52.3
11:05 AM - 11:10 AM	53.9	50.3	01:45 PM - 01:50 PM	54.4	51.5	04:25 PM - 04:30 PM	56.1	53.1
11:10 AM - 11:15 AM	57.9	52.5	01:50 PM - 01:55 PM	53.6	51.4	04:30 PM - 04:35 PM	55.9	53.2
11:15 AM - 11:20 AM	53.8	51.3	01:55 PM - 02:00 PM	52.8	50.1	04:35 PM - 04:40 PM	56.9	53.8
11:20 AM - 11:25 AM	54.0	52.4	02:00 PM - 02:05 PM	54.7	50.3	04:40 PM - 04:45 PM	55.9	52.9
11:25 AM - 11:30 AM	55.8	52.2	02:05 PM - 02:10 PM	54.9	50.4	04:45 PM - 04:50 PM	55.4	52.2
11:30 AM - 11:35 AM	56.8	51.8	02:10 PM - 02:15 PM	54.2	50.7	04:50 PM - 04:55 PM	56.1	53.5
11:35 AM - 11:40 AM	56.0	52.2	02:15 PM - 02:20 PM	54.7	52.7	04:55 PM - 05:00 PM	55.5	52.6
11:40 AM - 11:45 AM	58.0	53.3	02:20 PM - 02:25 PM	56.6	52.6	05:00 PM - 05:05 PM	56.1	53.2
11:45 AM - 11:50 AM	56.4	53.7	02:25 PM - 02:30 PM	55.1	53.2	05:05 PM - 05:10 PM	57.9	54.8
11:50 AM - 11:55 AM	56.0	51.9	02:30 PM - 02:35 PM	55.7	53.5	05:10 PM - 05:15 PM	57.6	55.1
11:55 AM - 12:00 PM	54.8	52.5	02:35 PM - 02:40 PM	56.5	53.2	05:15 PM - 05:20 PM	58.5	56.2
12:00 PM - 12:05 PM	56.5	52.4	02:40 PM - 02:45 PM	54.8	50.3	05:20 PM - 05:25 PM	56.9	54.4
12:05 PM - 12:10 PM	55.7	53.0	02:45 PM - 02:50 PM	67.0	61.5	05:25 PM - 05:30 PM	57.1	55.2
12:10 PM - 12:15 PM	54.7	50.1	02:50 PM - 02:55 PM	66.6	55.0	05:30 PM - 05:35 PM	55.8	53.8
12:15 PM - 12:20 PM	56.3	52.2	02:55 PM - 03:00 PM	58.6	54.3	05:35 PM - 05:40 PM	55.4	53.3
12:20 PM - 12:25 PM	56.6	53.1	03:00 PM - 03:05 PM	72.3	62.0	05:40 PM - 05:45 PM	56.2	53.2
12:25 PM - 12:30 PM	56.0	51.0	03:05 PM - 03:10 PM	69.2	61.0	05:45 PM - 05:50 PM	55.6	52.7
12:30 PM - 12:35 PM	55.2	52.0	03:10 PM - 03:15 PM	68.7	60.4	05:50 PM - 05:55 PM	56.0	53.4
12:35 PM - 12:40 PM	58.0	52.2	03:15 PM - 03:20 PM	67.6	62.7	05:55 PM - 06:00 PM	55.7	53.5

The above results are valid only for the analyzed/tested sample(s) as indicated in this report. No part of this report or certificate may be reproduced in any form without written consent from the Laboratory. ALS Laboratory Group (Thailand) strongly recommends that this report is not reproduced except in full.

Approved by
Sarayuth Jittranont
Assistant General Manager

Analysis / Test Report

Client : Rojana Industrial Park Prachinburi Co., Ltd.
141 Moo12, Tambol Hua-Wa, Amphur Sirmahaphot, Prachinburi Thailand 25140

Lot ID: 2646349
Date Received :Jun 15, 2026
Date Reported :Jun 20, 2026
Report Number :3597350-1

P/O : RJN.PJ-025/68
Project Name : Prachinburi
Project Location :

Sample Number 2646349-1
Parameter Noise Level (Leq 5 min)
Location บ้านโคกลุดมดี (N1) (GPS 47P 0774760, 1526379)
Measurement Date Jun 06 - Jun 07, 2026
Measurement by Nontachai Uppathamp
Sound Level meter Serial No. 00296516

Jun 06, 2026 Time	Leq dB(A)	L90 dB(A)	Jun 06, 2026 Time	Leq dB(A)	L90 dB(A)	Jun 06 - Jun 07, 2026 Time	Leq dB(A)	L90 dB(A)
06:00 PM - 06:05 PM	55.1	52.0	08:40 PM - 08:45 PM	53.4	50.5	11:20 PM - 11:25 PM	50.2	46.9
06:05 PM - 06:10 PM	54.8	52.6	08:45 PM - 08:50 PM	53.6	51.0	11:25 PM - 11:30 PM	52.8	49.9
06:10 PM - 06:15 PM	56.6	53.3	08:50 PM - 08:55 PM	56.9	53.4	11:30 PM - 11:35 PM	52.1	47.1
06:15 PM - 06:20 PM	54.6	52.4	08:55 PM - 09:00 PM	57.9	57.1	11:35 PM - 11:40 PM	51.5	48.2
06:20 PM - 06:25 PM	55.1	52.0	09:00 PM - 09:05 PM	58.1	57.1	11:40 PM - 11:45 PM	50.8	47.8
06:25 PM - 06:30 PM	55.1	51.6	09:05 PM - 09:10 PM	58.0	57.1	11:45 PM - 11:50 PM	50.6	47.6
06:30 PM - 06:35 PM	55.7	52.9	09:10 PM - 09:15 PM	56.3	52.0	11:50 PM - 11:55 PM	49.8	45.9
06:35 PM - 06:40 PM	54.7	51.9	09:15 PM - 09:20 PM	53.5	51.0	11:55 PM - 12:00 AM	49.5	45.6
06:40 PM - 06:45 PM	56.5	53.7	09:20 PM - 09:25 PM	52.5	49.9	12:00 AM - 12:05 AM	50.0	45.5
06:45 PM - 06:50 PM	58.0	56.1	09:25 PM - 09:30 PM	52.9	50.3	12:05 AM - 12:10 AM	48.4	45.2
06:50 PM - 06:55 PM	60.8	59.9	09:30 PM - 09:35 PM	54.7	49.9	12:10 AM - 12:15 AM	51.3	47.2
06:55 PM - 07:00 PM	61.4	59.8	09:35 PM - 09:40 PM	55.3	54.1	12:15 AM - 12:20 AM	49.7	46.1
07:00 PM - 07:05 PM	59.2	57.9	09:40 PM - 09:45 PM	55.6	54.0	12:20 AM - 12:25 AM	50.2	44.8
07:05 PM - 07:10 PM	61.8	61.2	09:45 PM - 09:50 PM	55.7	53.8	12:25 AM - 12:30 AM	49.2	43.4
07:10 PM - 07:15 PM	62.0	61.0	09:50 PM - 09:55 PM	53.1	49.4	12:30 AM - 12:35 AM	49.0	44.8
07:15 PM - 07:20 PM	61.6	61.0	09:55 PM - 10:00 PM	52.5	48.6	12:35 AM - 12:40 AM	48.0	44.5
07:20 PM - 07:25 PM	62.1	61.1	10:00 PM - 10:05 PM	53.6	49.1	12:40 AM - 12:45 AM	48.9	43.6
07:25 PM - 07:30 PM	62.7	62.3	10:05 PM - 10:10 PM	52.0	49.4	12:45 AM - 12:50 AM	47.7	43.2
07:30 PM - 07:35 PM	62.5	61.7	10:10 PM - 10:15 PM	51.8	48.6	12:50 AM - 12:55 AM	49.4	44.5
07:35 PM - 07:40 PM	62.4	61.8	10:15 PM - 10:20 PM	52.1	49.0	12:55 AM - 01:00 AM	47.0	42.5
07:40 PM - 07:45 PM	62.0	61.4	10:20 PM - 10:25 PM	53.1	50.1	01:00 AM - 01:05 AM	49.0	42.9
07:45 PM - 07:50 PM	61.9	61.4	10:25 PM - 10:30 PM	52.6	48.9	01:05 AM - 01:10 AM	50.3	45.4
07:50 PM - 07:55 PM	61.6	61.1	10:30 PM - 10:35 PM	52.5	49.5	01:10 AM - 01:15 AM	50.4	46.3
07:55 PM - 08:00 PM	60.9	60.4	10:35 PM - 10:40 PM	51.9	49.0	01:15 AM - 01:20 AM	47.4	44.3
08:00 PM - 08:05 PM	60.9	60.3	10:40 PM - 10:45 PM	52.4	48.9	01:20 AM - 01:25 AM	50.5	44.8
08:05 PM - 08:10 PM	60.6	60.0	10:45 PM - 10:50 PM	52.7	49.6	01:25 AM - 01:30 AM	50.0	45.2
08:10 PM - 08:15 PM	60.0	59.2	10:50 PM - 10:55 PM	52.6	48.9	01:30 AM - 01:35 AM	48.1	45.0
08:15 PM - 08:20 PM	59.7	59.1	10:55 PM - 11:00 PM	51.5	47.7	01:35 AM - 01:40 AM	50.0	46.2
08:20 PM - 08:25 PM	59.8	59.0	11:00 PM - 11:05 PM	50.7	47.2	01:40 AM - 01:45 AM	48.4	44.6
08:25 PM - 08:30 PM	57.8	55.6	11:05 PM - 11:10 PM	50.0	46.7	01:45 AM - 01:50 AM	48.8	45.2
08:30 PM - 08:35 PM	56.9	55.6	11:10 PM - 11:15 PM	52.8	49.1	01:50 AM - 01:55 AM	48.3	45.0
08:35 PM - 08:40 PM	55.7	54.6	11:15 PM - 11:20 PM	53.4	47.9	01:55 AM - 02:00 AM	47.0	42.6

The above results are valid only for the analyzed/tested sample(s) as indicated in this report. No part of this report or certificate may be reproduced in any form without written consent from the Laboratory. ALS Laboratory Group (Thailand) strongly recommends that this report is not reproduced except in full.

Approved by
Sarayuth Jittranont
Assistant General Manager

ADDRESS 616/10 Moo 5 T. Maenam Khu A. Pluakdaeng Rayong 21140 Thailand | PHONE +66 0 3304 8555 | FAX +66 0 3304 8556
ALS LABORATORY GROUP (THAILAND) CO., LTD. An ALS Limited Company
Life Sciences www.alsglobal.com
RIGHT SOLUTIONS RIGHT PARTNER

Analysis / Test Report

Client : Rojana Industrial Park Prachinburi Co., Ltd.
141 Moo12, Tambol Hua-Wa, Amphur Sirmahaphot, Prachinburi Thailand 25140

Lot ID: 2646349
Date Received :Jun 15, 2026
Date Reported :Jun 20, 2026
Report Number :3597350-1

P/O : RJN.PJ-025/68
Project Name : Prachinburi
Project Location :

Sample Number 2646349-1
Parameter Noise Level (Leq 5 min)
Location บ้านโคกลุดมดี (N1) (GPS 47P 0774760, 1526379)
Measurement Date Jun 06 - Jun 07, 2026
Measurement by Nontachai Uppathamp
Sound Level meter Serial No. 00296516

Jun 07, 2026 Time	Leq dB(A)	L90 dB(A)	Jun 07, 2026 Time	Leq dB(A)	L90 dB(A)	Jun 07, 2026 Time	Leq dB(A)	L90 dB(A)
02:00 AM - 02:05 AM	48.2	44.3	04:40 AM - 04:45 AM	49.5	45.9	07:20 AM - 07:25 AM	55.5	50.1
02:05 AM - 02:10 AM	48.1	43.9	04:45 AM - 04:50 AM	49.6	46.4	07:25 AM - 07:30 AM	53.4	49.6
02:10 AM - 02:15 AM	47.1	42.3	04:50 AM - 04:55 AM	49.2	46.3	07:30 AM - 07:35 AM	53.4	49.0
02:15 AM - 02:20 AM	47.8	44.7	04:55 AM - 05:00 AM	53.6	48.0	07:35 AM - 07:40 AM	53.4	49.7
02:20 AM - 02:25 AM	48.6	44.7	05:00 AM - 05:05 AM	52.7	47.6	07:40 AM - 07:45 AM	51.8	48.6
02:25 AM - 02:30 AM	47.5	44.1	05:05 AM - 05:10 AM	52.0	49.4	07:45 AM - 07:50 AM	53.1	49.7
02:30 AM - 02:35 AM	48.4	43.3	05:10 AM - 05:15 AM	53.7	48.1	07:50 AM - 07:55 AM	52.9	49.6
02:35 AM - 02:40 AM	49.5	44.3	05:15 AM - 05:20 AM	53.4	49.2	07:55 AM - 08:00 AM	51.9	48.1
02:40 AM - 02:45 AM	50.4	45.3	05:20 AM - 05:25 AM	54.6	51.9	08:00 AM - 08:05 AM	52.2	48.5
02:45 AM - 02:50 AM	47.7	43.9	05:25 AM - 05:30 AM	54.9	52.9	08:05 AM - 08:10 AM	57.3	49.8
02:50 AM - 02:55 AM	47.9	43.1	05:30 AM - 05:35 AM	52.7	49.7	08:10 AM - 08:15 AM	55.3	51.3
02:55 AM - 03:00 AM	48.2	43.9	05:35 AM - 05:40 AM	55.0	49.7	08:15 AM - 08:20 AM	52.5	47.9
03:00 AM - 03:05 AM	47.0	43.2	05:40 AM - 05:45 AM	53.8	50.2	08:20 AM - 08:25 AM	53.0	48.4
03:05 AM - 03:10 AM	53.7	45.5	05:45 AM - 05:50 AM	53.3	50.3	08:25 AM - 08:30 AM	52.9	48.4
03:10 AM - 03:15 AM	49.2	42.9	05:50 AM - 05:55 AM	53.3	50.0	08:30 AM - 08:35 AM	57.5	49.3
03:15 AM - 03:20 AM	46.9	43.3	05:55 AM - 06:00 AM	54.4	50.0	08:35 AM - 08:40 AM	52.4	46.9
03:20 AM - 03:25 AM	46.5	42.6	06:00 AM - 06:05 AM	52.5	48.8	08:40 AM - 08:45 AM	54.3	48.2
03:25 AM - 03:30 AM	49.3	45.1	06:05 AM - 06:10 AM	52.1	49.2	08:45 AM - 08:50 AM	53.7	50.0
03:30 AM - 03:35 AM	47.6	44.6	06:10 AM - 06:15 AM	52.7	49.5	08:50 AM - 08:55 AM	58.3	47.7
03:35 AM - 03:40 AM	47.9	44.5	06:15 AM - 06:20 AM	51.9	49.0	08:55 AM - 09:00 AM	55.5	50.3
03:40 AM - 03:45 AM	50.5	44.7	06:20 AM - 06:25 AM	53.4	50.2	09:00 AM - 09:05 AM	52.5	48.6
03:45 AM - 03:50 AM	48.4	45.6	06:25 AM - 06:30 AM	52.9	49.7	09:05 AM - 09:10 AM	52.2	49.2
03:50 AM - 03:55 AM	47.2	44.0	06:30 AM - 06:35 AM	57.4	49.6	09:10 AM - 09:15 AM	53.3	48.8
03:55 AM - 04:00 AM	48.4	44.9	06:35 AM - 06:40 AM	52.3	48.5	09:15 AM - 09:20 AM	55.9	48.6
04:00 AM - 04:05 AM	48.4	44.2	06:40 AM - 06:45 AM	53.7	50.1	09:20 AM - 09:25 AM	53.5	49.6
04:05 AM - 04:10 AM	46.6	44.0	06:45 AM - 06:50 AM	52.9	48.2	09:25 AM - 09:30 AM	54.7	51.4
04:10 AM - 04:15 AM	48.3	45.6	06:50 AM - 06:55 AM	53.2	48.8	09:30 AM - 09:35 AM	53.3	50.1
04:15 AM - 04:20 AM	47.6	44.8	06:55 AM - 07:00 AM	52.8	48.7	09:35 AM - 09:40 AM	51.8	48.3
04:20 AM - 04:25 AM	48.9	45.7	07:00 AM - 07:05 AM	52.8	48.8	09:40 AM - 09:45 AM	52.3	48.9
04:25 AM - 04:30 AM	48.9	45.3	07:05 AM - 07:10 AM	53.6	49.0	09:45 AM - 09:50 AM	51.4	47.8
04:30 AM - 04:35 AM	49.7	45.0	07:10 AM - 07:15 AM	55.4	49.2	09:50 AM - 09:55 AM	56.9	49.0
04:35 AM - 04:40 AM	47.3	44.4	07:15 AM - 07:20 AM	53.0	49.8	09:55 AM - 10:00 AM	53.1	47.4

The above results are valid only for the analyzed/tested sample(s) as indicated in this report. No part of this report or certificate may be reproduced in any form without written consent from the Laboratory. ALS Laboratory Group (Thailand) strongly recommends that this report is not reproduced except in full.

Approved by
Sarayuth Jittranont
Assistant General Manager

ADDRESS 616/10 Moo 5 T. Maenam Khu A. Pluakdaeng Rayong 21140 Thailand | PHONE +66 0 3304 8555 | FAX +66 0 3304 8556
ALS LABORATORY GROUP (THAILAND) CO., LTD. An ALS Limited Company
Life Sciences www.alsglobal.com
RIGHT SOLUTIONS RIGHT PARTNER

Analysis / Test Report

Client : Rojana Industrial Park Prachinburi Co., Ltd.
141 Moo12, Tambol Hua-Wa, Amphur Sirmahaphot, Prachinburi Thailand 25140

Lot ID: 2646349
Date Received :Jun 15, 2026
Date Reported :Jun 20, 2026
Report Number :3597351-1

P/O : RJN.PJ-025/68
Project Name : Prachinburi
Project Location :

Sample Number 2646349-2
Parameter Noise Level (Leq 5 min)
Location บ้านโคกลุดมดี (N1) (GPS 47P 0774760, 1526379)
Measurement Date Jun 07 - Jun 08, 2026
Measurement by Nontachai Uppathamp
Sound Level meter Serial No. 00296516

Jun 07, 2026 Time	Leq dB(A)	L90 dB(A)	Jun 07, 2026 Time	Leq dB(A)	L90 dB(A)	Jun 07, 2026 Time	Leq dB(A)	L90 dB(A)
10:00 AM - 10:05 AM	53.0	47.5	12:40 PM - 12:45 PM	52.9	48.0	03:20 PM - 03:25 PM	53.5	49.6
10:05 AM - 10:10 AM	53.5	48.6	12:45 PM - 12:50 PM	52.9	49.2	03:25 PM - 03:30 PM	52.3	49.6
10:10 AM - 10:15 AM	53.6	48.2	12:50 PM - 12:55 PM	52.1	48.2	03:30 PM - 03:35 PM	53.8	50.0
10:15 AM - 10:20 AM	51.8	48.5	12:55 PM - 01:00 PM	51.8	48.3	03:35 PM - 03:40 PM	52.5	48.9
10:20 AM - 10:25 AM	62.0	54.9	01:00 PM - 01:05 PM	52.1	48.2	03:40 PM - 03:45 PM	52.0	49.4
10:25 AM - 10:30 AM	54.3	51.3	01:05 PM - 01:10 PM	51.7	48.4	03:45 PM - 03:50 PM	52.7	49.1
10:30 AM - 10:35 AM	53.6	49.1	01:10 PM - 01:15 PM	52.9	49.5	03:50 PM - 03:55 PM	51.7	48.2
10:35 AM - 10:40 AM	52.1	49.4	01:15 PM - 01:20 PM	53.8	50.3	03:55 PM - 04:00 PM	53.3	50.0
10:40 AM - 10:45 AM	55.2	49.5	01:20 PM - 01:25 PM	61.2	50.5	04:00 PM - 04:05 PM	53.2	49.6
10:45 AM - 10:50 AM	52.6	48.3	01:25 PM - 01:30 PM	54.3	49.5	04:05 PM - 04:10 PM	52.4	48.3
10:50 AM - 10:55 AM	56.4	49.3	01:30 PM - 01:35 PM	54.0	49.3	04:10 PM - 04:15 PM	51.9	48.8
10:55 AM - 11:00 AM	52.5	49.2	01:35 PM - 01:40 PM	56.8	48.0	04:15 PM - 04:20 PM	53.4	49.8
11:00 AM - 11:05 AM	52.7	49.5	01:40 PM - 01:45 PM	58.9	48.4	04:20 PM - 04:25 PM	53.1	50.0
11:05 AM - 11:10 AM	53.6	50.1	01:45 PM - 01:50 PM	51.0	47.3	04:25 PM - 04:30 PM	53.6	50.8
11:10 AM - 11:15 AM	53.1	50.4	01:50 PM - 01:55 PM	53.9	50.2	04:30 PM - 04:35 PM	53.2	50.4
11:15 AM - 11:20 AM	53.1	49.4	01:55 PM - 02:00 PM	53.4	50.6	04:35 PM - 04:40 PM	52.9	49.8
11:20 AM - 11:25 AM	53.0	49.1	02:00 PM - 02:05 PM	55.3	50.2	04:40 PM - 04:45 PM	53.6	50.8
11:25 AM - 11:30 AM	53.3	49.7	02:05 PM - 02:10 PM	52.8	49.2	04:45 PM - 04:50 PM	52.8	50.2
11:30 AM - 11:35 AM	58.4	50.8	02:10 PM - 02:15 PM	53.3	49.8	04:50 PM - 04:55 PM	52.1	49.3
11:35 AM - 11:40 AM	54.9	50.8	02:15 PM - 02:20 PM	53.6	49.6	04:55 PM - 05:00 PM	52.3	48.8
11:40 AM - 11:45 AM	55.4	49.3	02:20 PM - 02:25 PM	53.1	50.1	05:00 PM - 05:05 PM	55.0	49.9
11:45 AM - 11:50 AM	54.2	49.1	02:25 PM - 02:30 PM	53.2	49.9	05:05 PM - 05:10 PM	53.2	50.4
11:50 AM - 11:55 AM	55.2	48.6	02:30 PM - 02:35 PM	53.0	49.3	05:10 PM - 05:15 PM	53.2	49.7
11:55 AM - 12:00 PM	51.7	48.4	02:35 PM - 02:40 PM	53.5	49.7	05:15 PM - 05:20 PM	53.3	50.8
12:00 PM - 12:05 PM	52.8	48.6	02:40 PM - 02:45 PM	53.1	50.4	05:20 PM - 05:25 PM	52.7	50.0
12:05 PM - 12:10 PM	53.1	48.9	02:45 PM - 02:50 PM	52.5	49.0	05:25 PM - 05:30 PM	52.2	48.5
12:10 PM - 12:15 PM	53.3	49.4	02:50 PM - 02:55 PM	53.2	50.6	05:30 PM - 05:35 PM	52.6	49.0
12:15 PM - 12:20 PM	51.8	47.7	02:55 PM - 03:00 PM	53.1	50.4	05:35 PM - 05:40 PM	51.5	48.5
12:20 PM - 12:25 PM	52.5	48.8	03:00 PM - 03:05 PM	53.4	51.0	05:40 PM - 05:45 PM	52.1	48.3
12:25 PM - 12:30 PM	51.9	46.7	03:05 PM - 03:10 PM	53.9	51.1	05:45 PM - 05:50 PM	51.9	46.1
12:30 PM - 12:35 PM	53.0	48.0	03:10 PM - 03:15 PM	54.6	52.6	05:50 PM - 05:55 PM	52.3	47.3
12:35 PM - 12:40 PM	51.9	47.5	03:15 PM - 03:20 PM	54.1	51.8	05:55 PM - 06:00 PM	52.6	47.9

The above results are valid only for the analyzed/tested sample(s) as indicated in this report. No part of this report or certificate may be reproduced in any form without written consent from the Laboratory. ALS Laboratory Group (Thailand) strongly recommends that this report is not reproduced except in full.

Approved by
Sarayuth Jittranont
Assistant General Manager

ADDRESS 616/10 Moo 5 T. Maenam Khu A. Pluakdaeng Rayong 21140 Thailand | PHONE +66 0 3304 8555 | FAX +66 0 3304 8556
ALS LABORATORY GROUP (THAILAND) CO., LTD. An ALS Limited Company
Life Sciences www.alsglobal.com
RIGHT SOLUTIONS RIGHT PARTNER

Analysis / Test Report

Client : Rojana Industrial Park Prachinburi Co., Ltd.
141 Moo12, Tambol Hua-Wa, Amphur Sirmahaphot, Prachinburi Thailand 25140

Lot ID: 2646349
Date Received :Jun 15, 2026
Date Reported :Jun 20, 2026
Report Number :3597351-1

P/O : RJN.PJ-025/68
Project Name : Prachinburi
Project Location :

Sample Number 2646349-2
Parameter Noise Level (Leq 5 min)
Location บ้านโคกอุดมดี (N1) (GPS 47P 0774760, 1526379)
Measurement Date Jun 07 - Jun 08, 2026
Measurement by Nontachai Uppathamp
Sound Level meter Serial No. 00296516

Jun 07, 2026 Time	Leq dB(A)	L90 dB(A)	Jun 07, 2026 Time	Leq dB(A)	L90 dB(A)	Jun 07 - Jun 08, 2026 Time	Leq dB(A)	L90 dB(A)
06:00 PM - 06:05 PM	52.6	47.8	08:40 PM - 08:45 PM	56.1	54.1	11:20 PM - 11:25 PM	50.4	46.3
06:05 PM - 06:10 PM	52.0	48.1	08:45 PM - 08:50 PM	55.5	53.2	11:25 PM - 11:30 PM	48.4	44.1
06:10 PM - 06:15 PM	51.9	48.9	08:50 PM - 08:55 PM	55.2	53.4	11:30 PM - 11:35 PM	48.6	44.2
06:15 PM - 06:20 PM	51.5	48.0	08:55 PM - 09:00 PM	55.0	52.7	11:35 PM - 11:40 PM	47.6	43.3
06:20 PM - 06:25 PM	52.2	47.8	09:00 PM - 09:05 PM	55.0	53.1	11:40 PM - 11:45 PM	48.6	44.7
06:25 PM - 06:30 PM	52.7	49.7	09:05 PM - 09:10 PM	55.2	52.1	11:45 PM - 11:50 PM	46.6	43.6
06:30 PM - 06:35 PM	52.0	48.3	09:10 PM - 09:15 PM	55.2	52.4	11:50 PM - 11:55 PM	47.9	43.0
06:35 PM - 06:40 PM	60.3	56.8	09:15 PM - 09:20 PM	54.5	51.5	11:55 PM - 12:00 AM	48.8	44.7
06:40 PM - 06:45 PM	57.3	52.4	09:20 PM - 09:25 PM	55.3	53.0	12:00 AM - 12:05 AM	48.6	44.6
06:45 PM - 06:50 PM	56.9	51.3	09:25 PM - 09:30 PM	55.1	52.3	12:05 AM - 12:10 AM	48.9	44.5
06:50 PM - 06:55 PM	56.4	51.8	09:30 PM - 09:35 PM	55.3	52.2	12:10 AM - 12:15 AM	48.4	44.4
06:55 PM - 07:00 PM	63.9	55.3	09:35 PM - 09:40 PM	56.0	53.1	12:15 AM - 12:20 AM	47.2	44.0
07:00 PM - 07:05 PM	66.3	65.2	09:40 PM - 09:45 PM	54.9	51.3	12:20 AM - 12:25 AM	46.7	43.2
07:05 PM - 07:10 PM	66.7	66.4	09:45 PM - 09:50 PM	54.8	51.2	12:25 AM - 12:30 AM	48.2	44.1
07:10 PM - 07:15 PM	66.3	66.1	09:50 PM - 09:55 PM	54.4	49.9	12:30 AM - 12:35 AM	47.1	43.4
07:15 PM - 07:20 PM	66.9	66.0	09:55 PM - 10:00 PM	53.6	46.2	12:35 AM - 12:40 AM	47.7	43.1
07:20 PM - 07:25 PM	62.4	60.5	10:00 PM - 10:05 PM	50.4	46.1	12:40 AM - 12:45 AM	48.9	43.6
07:25 PM - 07:30 PM	59.9	58.5	10:05 PM - 10:10 PM	50.4	45.5	12:45 AM - 12:50 AM	48.9	43.6
07:30 PM - 07:35 PM	59.2	58.0	10:10 PM - 10:15 PM	51.5	46.3	12:50 AM - 12:55 AM	46.5	42.1
07:35 PM - 07:40 PM	58.8	57.5	10:15 PM - 10:20 PM	50.2	46.5	12:55 AM - 01:00 AM	47.2	43.9
07:40 PM - 07:45 PM	58.1	56.6	10:20 PM - 10:25 PM	49.3	45.0	01:00 AM - 01:05 AM	46.4	41.2
07:45 PM - 07:50 PM	58.3	57.0	10:25 PM - 10:30 PM	49.9	46.6	01:05 AM - 01:10 AM	46.0	42.1
07:50 PM - 07:55 PM	57.2	55.6	10:30 PM - 10:35 PM	52.4	45.5	01:10 AM - 01:15 AM	47.8	44.0
07:55 PM - 08:00 PM	57.9	56.4	10:35 PM - 10:40 PM	49.3	46.1	01:15 AM - 01:20 AM	46.7	43.4
08:00 PM - 08:05 PM	57.4	56.2	10:40 PM - 10:45 PM	49.7	45.0	01:20 AM - 01:25 AM	46.7	43.4
08:05 PM - 08:10 PM	57.4	56.1	10:45 PM - 10:50 PM	49.1	45.6	01:25 AM - 01:30 AM	47.4	43.7
08:10 PM - 08:15 PM	56.5	55.3	10:50 PM - 10:55 PM	47.6	44.5	01:30 AM - 01:35 AM	49.1	45.6
08:15 PM - 08:20 PM	56.4	55.0	10:55 PM - 11:00 PM	49.7	46.2	01:35 AM - 01:40 AM	48.0	42.5
08:20 PM - 08:25 PM	56.5	55.2	11:00 PM - 11:05 PM	48.8	45.4	01:40 AM - 01:45 AM	45.6	41.7
08:25 PM - 08:30 PM	56.7	55.1	11:05 PM - 11:10 PM	49.9	45.5	01:45 AM - 01:50 AM	47.1	43.1
08:30 PM - 08:35 PM	57.6	54.6	11:10 PM - 11:15 PM	49.6	46.2	01:50 AM - 01:55 AM	47.2	44.0
08:35 PM - 08:40 PM	55.9	54.2	11:15 PM - 11:20 PM	49.8	47.2	01:55 AM - 02:00 AM	45.1	40.8

The above results are valid only for the analyzed/tested sample(s) as indicated in this report. No part of this report or certificate may be reproduced in any form without written consent from the Laboratory. ALS Laboratory Group (Thailand) strongly recommends that this report is not reproduced except in full.

Approved by
Sarayuth Jittranont
Assistant General Manager

Analysis / Test Report

Client : Rojana Industrial Park Prachinburi Co., Ltd.
141 Moo12, Tambol Hua-Wa, Amphur Sirmahaphot, Prachinburi Thailand 25140

Lot ID: 2646349
Date Received :Jun 15, 2026
Date Reported :Jun 20, 2026
Report Number :3597351-1

P/O : RJN.PJ-025/68
Project Name : Prachinburi
Project Location :

Sample Number 2646349-2
Parameter Noise Level (Leq 5 min)
Location บ้านโคกอุดมดี (N1) (GPS 47P 0774760, 1526379)
Measurement Date Jun 07 - Jun 08, 2026
Measurement by Nontachai Uppathamp
Sound Level meter Serial No. 00296516

Jun 08, 2026 Time	Leq dB(A)	L90 dB(A)	Jun 08, 2026 Time	Leq dB(A)	L90 dB(A)	Jun 08, 2026 Time	Leq dB(A)	L90 dB(A)
02:00 AM - 02:05 AM	46.4	41.7	04:40 AM - 04:45 AM	50.1	45.2	07:20 AM - 07:25 AM	55.4	52.5
02:05 AM - 02:10 AM	46.1	41.3	04:45 AM - 04:50 AM	48.9	45.9	07:25 AM - 07:30 AM	54.9	52.1
02:10 AM - 02:15 AM	48.2	43.1	04:50 AM - 04:55 AM	51.8	47.1	07:30 AM - 07:35 AM	54.6	51.9
02:15 AM - 02:20 AM	45.7	41.0	04:55 AM - 05:00 AM	49.0	44.8	07:35 AM - 07:40 AM	55.0	52.1
02:20 AM - 02:25 AM	46.4	42.7	05:00 AM - 05:05 AM	48.5	45.6	07:40 AM - 07:45 AM	55.5	52.9
02:25 AM - 02:30 AM	46.8	42.9	05:05 AM - 05:10 AM	49.0	45.8	07:45 AM - 07:50 AM	55.5	52.1
02:30 AM - 02:35 AM	48.1	43.2	05:10 AM - 05:15 AM	50.3	44.8	07:50 AM - 07:55 AM	55.1	51.2
02:35 AM - 02:40 AM	46.3	43.0	05:15 AM - 05:20 AM	54.6	47.2	07:55 AM - 08:00 AM	53.8	50.9
02:40 AM - 02:45 AM	45.9	42.4	05:20 AM - 05:25 AM	53.0	48.2	08:00 AM - 08:05 AM	54.0	50.9
02:45 AM - 02:50 AM	46.6	42.9	05:25 AM - 05:30 AM	52.3	50.6	08:05 AM - 08:10 AM	53.0	50.4
02:50 AM - 02:55 AM	47.3	43.6	05:30 AM - 05:35 AM	53.5	51.2	08:10 AM - 08:15 AM	53.7	50.6
02:55 AM - 03:00 AM	47.0	41.8	05:35 AM - 05:40 AM	52.7	49.5	08:15 AM - 08:20 AM	53.8	50.9
03:00 AM - 03:05 AM	47.0	43.7	05:40 AM - 05:45 AM	52.1	48.3	08:20 AM - 08:25 AM	53.9	51.2
03:05 AM - 03:10 AM	46.6	42.4	05:45 AM - 05:50 AM	52.6	49.4	08:25 AM - 08:30 AM	53.6	50.6
03:10 AM - 03:15 AM	44.3	40.4	05:50 AM - 05:55 AM	52.6	49.3	08:30 AM - 08:35 AM	55.4	50.8
03:15 AM - 03:20 AM	45.7	42.9	05:55 AM - 06:00 AM	52.4	48.8	08:35 AM - 08:40 AM	53.0	49.4
03:20 AM - 03:25 AM	47.9	43.6	06:00 AM - 06:05 AM	52.9	49.7	08:40 AM - 08:45 AM	53.2	50.4
03:25 AM - 03:30 AM	46.7	41.9	06:05 AM - 06:10 AM	52.1	49.3	08:45 AM - 08:50 AM	55.8	49.9
03:30 AM - 03:35 AM	46.5	42.2	06:10 AM - 06:15 AM	53.0	49.3	08:50 AM - 08:55 AM	53.6	49.7
03:35 AM - 03:40 AM	48.1	43.6	06:15 AM - 06:20 AM	52.9	50.6	08:55 AM - 09:00 AM	53.8	49.9
03:40 AM - 03:45 AM	48.7	45.1	06:20 AM - 06:25 AM	51.9	49.4	09:00 AM - 09:05 AM	53.4	50.0
03:45 AM - 03:50 AM	47.5	43.2	06:25 AM - 06:30 AM	53.2	49.6	09:05 AM - 09:10 AM	54.8	52.4
03:50 AM - 03:55 AM	49.1	44.7	06:30 AM - 06:35 AM	52.7	49.3	09:10 AM - 09:15 AM	54.8	52.3
03:55 AM - 04:00 AM	47.6	44.3	06:35 AM - 06:40 AM	52.8	48.6	09:15 AM - 09:20 AM	54.8	52.8
04:00 AM - 04:05 AM	49.3	44.2	06:40 AM - 06:45 AM	52.7	49.9	09:20 AM - 09:25 AM	56.0	51.3
04:05 AM - 04:10 AM	54.4	44.8	06:45 AM - 06:50 AM	52.9	49.7	09:25 AM - 09:30 AM	57.6	50.7
04:10 AM - 04:15 AM	48.9	45.5	06:50 AM - 06:55 AM	53.4	50.6	09:30 AM - 09:35 AM	54.7	51.7
04:15 AM - 04:20 AM	50.2	45.7	06:55 AM - 07:00 AM	54.5	50.6	09:35 AM - 09:40 AM	55.1	52.5
04:20 AM - 04:25 AM	47.6	44.4	07:00 AM - 07:05 AM	53.7	50.1	09:40 AM - 09:45 AM	54.6	52.1
04:25 AM - 04:30 AM	48.9	45.2	07:05 AM - 07:10 AM	53.7	51.1	09:45 AM - 09:50 AM	55.1	52.2
04:30 AM - 04:35 AM	49.3	44.6	07:10 AM - 07:15 AM	54.6	50.8	09:50 AM - 09:55 AM	55.2	52.5
04:35 AM - 04:40 AM	49.9	45.6	07:15 AM - 07:20 AM	55.0	52.4	09:55 AM - 10:00 AM	54.0	50.8

The above results are valid only for the analyzed/tested sample(s) as indicated in this report. No part of this report or certificate may be reproduced in any form without written consent from the Laboratory. ALS Laboratory Group (Thailand) strongly recommends that this report is not reproduced except in full.

Approved by
Sarayuth Jittranont
Assistant General Manager

ADDRESS 616/10 Moo 5 T. Maenam Khu A. Pluakdaeng Rayong 21140 Thailand | PHONE +66 0 3304 8555 | FAX +66 0 3304 8556
ALS LABORATORY GROUP (THAILAND) CO., LTD. An ALS Limited Company
Life Sciences www.alsglobal.com
RIGHT SOLUTIONS RIGHT PARTNER

Analysis / Test Report

Client : Rojana Industrial Park Prachinburi Co., Ltd.
141 Moo12, Tambol Hua-Wa, Amphur Sirmahaphot, Prachinburi Thailand 25140

Lot ID: 2646349
Date Received :Jun 15, 2026
Date Reported :Jun 20, 2026
Report Number :3597352-1

P/O : RJN.PJ-025/68
Project Name : Prachinburi
Project Location :

Sample Number 2646349-3
Parameter Noise Level (Leq 5 min)
Location บ้านโคกอุดมดี (N1) (GPS 47P 0774760, 1526379)
Measurement Date Jun 08 - Jun 09, 2026
Measurement by Nontachai Uppathamp
Sound Level meter Serial No. 00296516

Jun 08, 2026 Time	Leq dB(A)	L90 dB(A)	Jun 08, 2026 Time	Leq dB(A)	L90 dB(A)	Jun 08, 2026 Time	Leq dB(A)	L90 dB(A)
10:00 AM - 10:05 AM	56.3	51.5	12:40 PM - 12:45 PM	53.6	50.8	03:20 PM - 03:25 PM	53.0	50.6
10:05 AM - 10:10 AM	54.3	50.9	12:45 PM - 12:50 PM	53.1	49.0	03:25 PM - 03:30 PM	52.1	49.3
10:10 AM - 10:15 AM	55.4	52.2	12:50 PM - 12:55 PM	53.7	50.8	03:30 PM - 03:35 PM	51.5	48.3
10:15 AM - 10:20 AM	54.5	51.9	12:55 PM - 01:00 PM	54.3	50.6	03:35 PM - 03:40 PM	59.9	53.3
10:20 AM - 10:25 AM	54.6	52.1	01:00 PM - 01:05 PM	52.6	49.5	03:40 PM - 03:45 PM	57.9	54.0
10:25 AM - 10:30 AM	56.1	52.4	01:05 PM - 01:10 PM	53.4	50.6	03:45 PM - 03:50 PM	58.2	53.0
10:30 AM - 10:35 AM	55.6	53.1	01:10 PM - 01:15 PM	53.1	50.4	03:50 PM - 03:55 PM	55.1	52.9
10:35 AM - 10:40 AM	57.4	51.5	01:15 PM - 01:20 PM	54.1	51.7	03:55 PM - 04:00 PM	53.3	50.2
10:40 AM - 10:45 AM	56.0	51.4	01:20 PM - 01:25 PM	55.5	50.0	04:00 PM - 04:05 PM	54.9	50.2
10:45 AM - 10:50 AM	53.5	50.9	01:25 PM - 01:30 PM	53.8	50.6	04:05 PM - 04:10 PM	53.1	50.4
10:50 AM - 10:55 AM	54.0	50.8	01:30 PM - 01:35 PM	55.2	51.4	04:10 PM - 04:15 PM	53.9	49.9
10:55 AM - 11:00 AM	53.0	50.3	01:35 PM - 01:40 PM	53.9	50.5	04:15 PM - 04:20 PM	54.0	51.7
11:00 AM - 11:05 AM	53.0	50.0	01:40 PM - 01:45 PM	52.7	50.0	04:20 PM - 04:25 PM	54.2	51.5
11:05 AM - 11:10 AM	54.5	49.5	01:45 PM - 01:50 PM	53.4	49.9	04:25 PM - 04:30 PM	53.6	50.1
11:10 AM - 11:15 AM	54.9	51.0	01:50 PM - 01:55 PM	51.9	49.0	04:30 PM - 04:35 PM	53.4	50.4
11:15 AM - 11:20 AM	52.6	49.3	01:55 PM - 02:00 PM	52.1	49.1	04:35 PM - 04:40 PM	53.7	50.3
11:20 AM - 11:25 AM	60.8	52.1	02:00 PM - 02:05 PM	52.3	49.4	04:40 PM - 04:45 PM	52.9	50.3
11:25 AM - 11:30 AM	55.2	50.1	02:05 PM - 02:10 PM	52.3	49.3	04:45 PM - 04:50 PM	53.1	50.5
11:30 AM - 11:35 AM	53.8	50.0	02:10 PM - 02:15 PM	53.1	50.0	04:50 PM - 04:55 PM	53.3	50.1
11:35 AM - 11:40 AM	52.7	49.5	02:15 PM - 02:20 PM	56.8	50.8	04:55 PM - 05:00 PM	53.3	50.2
11:40 AM - 11:45 AM	54.5	51.1	02:20 PM - 02:25 PM	53.9	51.8	05:00 PM - 05:05 PM	54.7	51.3
11:45 AM - 11:50 AM	53.9	49.5	02:25 PM - 02:30 PM	53.2	50.3	05:05 PM - 05:10 PM	53.2	50.1
11:50 AM - 11:55 AM	54.8	50.8	02:30 PM - 02:35 PM	53.5	50.3	05:10 PM - 05:15 PM	54.1	51.8
11:55 AM - 12:00 PM	53.4	49.9	02:35 PM - 02:40 PM	52.2	49.4	05:15 PM - 05:20 PM	54.8	52.6
12:00 PM - 12:05 PM	53.7	50.6	02:40 PM - 02:45 PM	53.4	48.8	05:20 PM - 05:25 PM	54.4	52.1
12:05 PM - 12:10 PM	53.9	50.8	02:45 PM - 02:50 PM	54.6	51.6	05:25 PM - 05:30 PM	53.6	50.8
12:10 PM - 12:15 PM	54.4	52.3	02:50 PM - 02:55 PM	54.1	51.3	05:30 PM - 05:35 PM	54.5	50.9
12:15 PM - 12:20 PM	53.9	51.4	02:55 PM - 03:00 PM	55.1	52.4	05:35 PM - 05:40 PM	53.7	49.6
12:20 PM - 12:25 PM	53.6	50.7	03:00 PM - 03:05 PM	53.7	51.2	05:40 PM - 05:45 PM	53.8	50.3
12:25 PM - 12:30 PM	54.3	52.1	03:05 PM - 03:10 PM	56.8	54.2	05:45 PM - 05:50 PM	52.9	49.5
12:30 PM - 12:35 PM	54.3	51.4	03:10 PM - 03:15 PM	53.9	51.7	05:50 PM - 05:55 PM	53.5	50.6
12:35 PM - 12:40 PM	54.3	49.9	03:15 PM - 03:20 PM	54.3	50.7	05:55 PM - 06:00 PM	52.4	48.9

The above results are valid only for the analyzed/tested sample(s) as indicated in this report. No part of this report or certificate may be reproduced in any form without written consent from the Laboratory. ALS Laboratory Group (Thailand) strongly recommends that this report is not reproduced except in full.

Approved by
Sarayuth Jittranont
Assistant General Manager

ADDRESS 616/10 Moo 5 T. Maenam Khu A. Pluakdaeng Rayong 21140 Thailand | PHONE +66 0 3304 8555 | FAX +66 0 3304 8556
ALS LABORATORY GROUP (THAILAND) CO., LTD. An ALS Limited Company
Life Sciences www.alsglobal.com
RIGHT SOLUTIONS RIGHT PARTNER

Analysis / Test Report

Client : Rojana Industrial Park Prachinburi Co., Ltd.
141 Moo12, Tambol Hua-Wa, Amphur Sirmahaphot, Prachinburi Thailand 25140

Lot ID: 2646349
Date Received :Jun 15, 2026
Date Reported :Jun 20, 2026
Report Number :3597352-1

P/O : RJN.PJ-025/68
Project Name : Prachinburi
Project Location :

Sample Number 2646349-3
Parameter Noise Level (Leq 5 min)
Location บ้านโคกอุดมดี (N1) (GPS 47P 0774760, 1526379)
Measurement Date Jun 08 - Jun 09, 2026
Measurement by Nontachai Uppathamp
Sound Level meter Serial No. 00296516

Jun 08, 2026 Time	Leq dB(A)	L90 dB(A)	Jun 08, 2026 Time	Leq dB(A)	L90 dB(A)	Jun 08 - Jun 09, 2026 Time	Leq dB(A)	L90 dB(A)
06:00 PM - 06:05 PM	52.9	50.3	08:40 PM - 08:45 PM	52.6	50.5	11:20 PM - 11:25 PM	48.0	43.6
06:05 PM - 06:10 PM	52.2	48.7	08:45 PM - 08:50 PM	52.1	50.0	11:25 PM - 11:30 PM	49.7	45.5
06:10 PM - 06:15 PM	53.1	49.0	08:50 PM - 08:55 PM	51.8	48.9	11:30 PM - 11:35 PM	50.4	46.1
06:15 PM - 06:20 PM	52.9	50.1	08:55 PM - 09:00 PM	52.5	50.3	11:35 PM - 11:40 PM	49.1	45.3
06:20 PM - 06:25 PM	52.8	50.0	09:00 PM - 09:05 PM	51.8	49.5	11:40 PM - 11:45 PM	48.8	44.6
06:25 PM - 06:30 PM	54.5	50.3	09:05 PM - 09:10 PM	52.0	49.8	11:45 PM - 11:50 PM	47.6	42.6
06:30 PM - 06:35 PM	61.4	54.1	09:10 PM - 09:15 PM	51.2	48.3	11:50 PM - 11:55 PM	49.3	45.1
06:35 PM - 06:40 PM	57.0	55.8	09:15 PM - 09:20 PM	51.6	47.8	11:55 PM - 12:00 AM	49.1	45.2
06:40 PM - 06:45 PM	56.5	55.1	09:20 PM - 09:25 PM	52.3	47.5	12:00 AM - 12:05 AM	49.0	43.6
06:45 PM - 06:50 PM	56.0	54.8	09:25 PM - 09:30 PM	50.6	46.0	12:05 AM - 12:10 AM	47.3	40.9
06:50 PM - 06:55 PM	55.4	54.2	09:30 PM - 09:35 PM	50.3	46.4	12:10 AM - 12:15 AM	48.6	42.7
06:55 PM - 07:00 PM	56.2	54.8	09:35 PM - 09:40 PM	50.8	47.3	12:15 AM - 12:20 AM	48.6	44.2
07:00 PM - 07:05 PM	55.6	53.7	09:40 PM - 09:45 PM	51.6	48.4	12:20 AM - 12:25 AM	47.7	41.6
07:05 PM - 07:10 PM	55.9	54.6	09:45 PM - 09:50 PM	49.7	46.1	12:25 AM - 12:30 AM	49.1	45.2
07:10 PM - 07:15 PM	56.9	55.6	09:50 PM - 09:55 PM	50.3	45.9	12:30 AM - 12:35 AM	50.5	43.3
07:15 PM - 07:20 PM	56.0	55.2	09:55 PM - 10:00 PM	49.4	45.6	12:35 AM - 12:40 AM	48.7	43.8
07:20 PM - 07:25 PM	56.5	55.5	10:00 PM - 10:05 PM	51.0	45.9	12:40 AM - 12:45 AM	48.9	44.3
07:25 PM - 07:30 PM	56.4	55.5	10:05 PM - 10:10 PM	50.7	46.9	12:45 AM - 12:50 AM	48.2	43.5
07:30 PM - 07:35 PM	55.9	54.9	10:10 PM - 10:15 PM	50.6	46.7	12:50 AM - 12:55 AM	45.7	40.9
07:35 PM - 07:40 PM	54.8	53.6	10:15 PM - 10:20 PM	50.2	46.1	12:55 AM - 01:00 AM	47.3	41.4
07:40 PM - 07:45 PM	54.0	52.2	10:20 PM - 10:25 PM	50.6	46.0	01:00 AM - 01:05 AM	46.9	41.9
07:45 PM - 07:50 PM	54.4	53.0	10:25 PM - 10:30 PM	50.3	45.7	01:05 AM - 01:10 AM	48.9	42.4
07:50 PM - 07:55 PM	53.5	52.2	10:30 PM - 10:35 PM	50.1	46.7	01:10 AM - 01:15 AM	48.0	41.6
07:55 PM - 08:00 PM	53.2	50.4	10:35 PM - 10:40 PM	49.3	45.0	01:15 AM - 01:20 AM	50.0	43.1
08:00 PM - 08:05 PM	51.8	50.3	10:40 PM - 10:45 PM	50.9	44.9	01:20 AM - 01:25 AM	47.7	43.3
08:05 PM - 08:10 PM	51.9	49.1	10:45 PM - 10:50 PM	48.9	44.9	01:25 AM - 01:30 AM	46.8	41.6
08:10 PM - 08:15 PM	52.4	48.8	10:50 PM - 10:55 PM	48.6	43.7	01:30 AM - 01:35 AM	47.6	42.0
08:15 PM - 08:20 PM	51.4	47.8	10:55 PM - 11:00 PM	49.9	44.9	01:35 AM - 01:40 AM	46.0	41.1
08:20 PM - 08:25 PM	52.6	48.8	11:00 PM - 11:05 PM	50.1	46.2	01:40 AM - 01:45 AM	47.2	42.8
08:25 PM - 08:30 PM	51.7	49.3	11:05 PM - 11:10 PM	49.1	44.8	01:45 AM - 01:50 AM	48.5	43.7
08:30 PM - 08:35 PM	51.4	48.7	11:10 PM - 11:15 PM	50.8	46.9	01:50 AM - 01:55 AM	48.7	44.0
08:35 PM - 08:40 PM	52.3	50.3	11:15 PM - 11:20 PM	48.6	44.0	01:55 AM - 02:00 AM	48.6	43.7

The above results are valid only for the analyzed/tested sample(s) as indicated in this report. No part of this report or certificate may be reproduced in any form without written consent from the Laboratory. ALS Laboratory Group (Thailand) strongly recommends that this report is not reproduced except in full.

Approved by
Sarayuth Jittranont
Assistant General Manager

ADDRESS 616/10 Moo 5 T. Maenam Khu A. Pluakdaeng Rayong 21140 Thailand | PHONE +66 0 3304 8555 | FAX +66 0 3304 8556
ALS LABORATORY GROUP (THAILAND) CO., LTD. An ALS Limited Company
Life Sciences www.alsglobal.com
RIGHT SOLUTIONS RIGHT PARTNER

Analysis / Test Report

Client : Rojana Industrial Park Prachinburi Co., Ltd.
141 Moo12, Tambol Hua-Wa, Amphur Sirmahaphot, Prachinburi Thailand 25140

Lot ID: 2646349
Date Received :Jun 15, 2026
Date Reported :Jun 20, 2026
Report Number :3597352-1

P/O : RJN.PJ-025/68
Project Name : Prachinburi
Project Location :

Sample Number 2646349-3
Parameter Noise Level (Leq 5 min)
Location บ้านโคกอุดมดี (N1) (GPS 47P 0774760, 1526379)
Measurement Date Jun 08 - Jun 09, 2026
Measurement by Nontachai Uppathamp
Sound Level meter Serial No. 00296516

Jun 09, 2026 Time	Leq dB(A)	L90 dB(A)	Jun 09, 2026 Time	Leq dB(A)	L90 dB(A)	Jun 09, 2026 Time	Leq dB(A)	L90 dB(A)
02:00 AM - 02:05 AM	47.9	41.7	04:40 AM - 04:45 AM	50.0	46.9	07:20 AM - 07:25 AM	54.8	52.0
02:05 AM - 02:10 AM	49.1	43.0	04:45 AM - 04:50 AM	49.9	44.9	07:25 AM - 07:30 AM	54.3	51.6
02:10 AM - 02:15 AM	47.7	42.9	04:50 AM - 04:55 AM	47.2	44.0	07:30 AM - 07:35 AM	54.7	50.9
02:15 AM - 02:20 AM	48.5	43.4	04:55 AM - 05:00 AM	49.7	46.3	07:35 AM - 07:40 AM	53.6	51.2
02:20 AM - 02:25 AM	46.7	41.9	05:00 AM - 05:05 AM	50.4	47.4	07:40 AM - 07:45 AM	53.3	50.8
02:25 AM - 02:30 AM	51.0	43.2	05:05 AM - 05:10 AM	49.8	46.9	07:45 AM - 07:50 AM	59.0	50.2
02:30 AM - 02:35 AM	49.3	43.6	05:10 AM - 05:15 AM	51.1	46.0	07:50 AM - 07:55 AM	53.7	49.8
02:35 AM - 02:40 AM	47.6	43.4	05:15 AM - 05:20 AM	51.6	48.1	07:55 AM - 08:00 AM	53.5	50.3
02:40 AM - 02:45 AM	47.7	44.4	05:20 AM - 05:25 AM	53.8	49.3	08:00 AM - 08:05 AM	52.5	48.2
02:45 AM - 02:50 AM	46.4	42.7	05:25 AM - 05:30 AM	54.2	50.5	08:05 AM - 08:10 AM	53.5	49.8
02:50 AM - 02:55 AM	47.8	43.1	05:30 AM - 05:35 AM	51.6	48.4	08:10 AM - 08:15 AM	53.5	49.8
02:55 AM - 03:00 AM	48.3	42.9	05:35 AM - 05:40 AM	52.7	49.8	08:15 AM - 08:20 AM	52.5	49.4
03:00 AM - 03:05 AM	49.1	44.8	05:40 AM - 05:45 AM	52.3	49.6	08:20 AM - 08:25 AM	52.9	49.6
03:05 AM - 03:10 AM	48.5	42.8	05:45 AM - 05:50 AM	52.4	48.9	08:25 AM - 08:30 AM	52.6	49.8
03:10 AM - 03:15 AM	48.0	43.2	05:50 AM - 05:55 AM	54.1	50.0	08:30 AM - 08:35 AM	52.8	49.0
03:15 AM - 03:20 AM	48.6	42.8	05:55 AM - 06:00 AM	54.0	50.2	08:35 AM - 08:40 AM	53.2	49.7
03:20 AM - 03:25 AM	47.5	43.9	06:00 AM - 06:05 AM	52.1	48.4	08:40 AM - 08:45 AM	53.7	49.4
03:25 AM - 03:30 AM	47.4	43.5	06:05 AM - 06:10 AM	55.6	50.6	08:45 AM - 08:50 AM	53.4	50.3
03:30 AM - 03:35 AM	47.5	42.2	06:10 AM - 06:15 AM	55.1	50.4	08:50 AM - 08:55 AM	53.8	50.6
03:35 AM - 03:40 AM	48.2	43.8	06:15 AM - 06:20 AM	53.3	49.5	08:55 AM - 09:00 AM	55.7	50.8
03:40 AM - 03:45 AM	48.2	42.4	06:20 AM - 06:25 AM	53.4	50.3	09:00 AM - 09:05 AM	52.6	49.3
03:45 AM - 03:50 AM	48.6	43.7	06:25 AM - 06:30 AM	53.1	49.3	09:05 AM - 09:10 AM	52.7	50.3
03:50 AM - 03:55 AM	48.1	43.0	06:30 AM - 06:35 AM	52.4	49.2	09:10 AM - 09:15 AM	52.8	49.2
03:55 AM - 04:00 AM	48.3	44.0	06:35 AM - 06:40 AM	54.1	50.4	09:15 AM - 09:20 AM	51.8	49.0
04:00 AM - 04:05 AM	48.6	44.6	06:40 AM - 06:45 AM	53.3	49.8	09:20 AM - 09:25 AM	53.1	48.6
04:05 AM - 04:10 AM	49.6	44.0	06:45 AM - 06:50 AM	53.6	49.6	09:25 AM - 09:30 AM	53.3	49.4
04:10 AM - 04:15 AM	48.1	44.5	06:50 AM - 06:55 AM	53.5	49.1	09:30 AM - 09:35 AM	52.9	49.7
04:15 AM - 04:20 AM	50.6	44.9	06:55 AM - 07:00 AM	53.5	50.5	09:35 AM - 09:40 AM	53.1	50.3
04:20 AM - 04:25 AM	48.1	44.7	07:00 AM - 07:05 AM	53.8	50.5	09:40 AM - 09:45 AM	53.3	49.5
04:25 AM - 04:30 AM	49.3	45.0	07:05 AM - 07:10 AM	53.9	50.4	09:45 AM - 09:50 AM	54.2	49.0
04:30 AM - 04:35 AM	48.8	44.2	07:10 AM - 07:15 AM	54.3	50.5	09:50 AM - 09:55 AM	58.1	53.4
04:35 AM - 04:40 AM	48.6	44.1	07:15 AM - 07:20 AM	54.8	51.5	09:55 AM - 10:00 AM	53.5	48.9

The above results are valid only for the analyzed/tested sample(s) as indicated in this report. No part of this report or certificate may be reproduced in any form without written consent from the Laboratory. ALS Laboratory Group (Thailand) strongly recommends that this report is not reproduced except in full.

Approved by
Sarayuth Jittranont
Assistant General Manager

Analysis / Test Report

Client : Rojana Industrial Park Prachinburi Co., Ltd.
141 Moo12, Tambol Hua-Wa, Amphur Sirmahaphot, Prachinburi Thailand 25140

Lot ID: 2646349
Date Received :Jun 15, 2026
Date Reported :Jun 20, 2026
Report Number :3597353-1

P/O : RJN.PJ-025/68
Project Name : Prachinburi
Project Location :

Sample Number 2646349-4
Parameter Noise Level (Leq 5 min)
Location บ้านโคกอุดมดี (N1) (GPS 47P 0774760, 1526379)
Measurement Date Jun 09 - Jun 10, 2026
Measurement by Nontachai Uppathamp
Sound Level meter Serial No. 00296516

Jun 09, 2026 Time	Leq dB(A)	L90 dB(A)	Jun 09, 2026 Time	Leq dB(A)	L90 dB(A)	Jun 09 - Jun 10, 2026 Time	Leq dB(A)	L90 dB(A)
06:00 PM - 06:05 PM	50.8	46.8	08:40 PM - 08:45 PM	51.9	48.3	11:20 PM - 11:25 PM	49.9	45.9
06:05 PM - 06:10 PM	51.7	48.6	08:45 PM - 08:50 PM	51.6	48.7	11:25 PM - 11:30 PM	48.5	43.3
06:10 PM - 06:15 PM	52.0	48.7	08:50 PM - 08:55 PM	51.8	49.6	11:30 PM - 11:35 PM	48.1	44.3
06:15 PM - 06:20 PM	51.9	48.1	08:55 PM - 09:00 PM	50.9	48.9	11:35 PM - 11:40 PM	49.1	44.6
06:20 PM - 06:25 PM	53.1	49.3	09:00 PM - 09:05 PM	50.4	47.9	11:40 PM - 11:45 PM	48.0	43.1
06:25 PM - 06:30 PM	52.0	49.0	09:05 PM - 09:10 PM	51.4	47.4	11:45 PM - 11:50 PM	51.2	44.5
06:30 PM - 06:35 PM	53.2	49.9	09:10 PM - 09:15 PM	51.8	48.9	11:50 PM - 11:55 PM	49.9	46.1
06:35 PM - 06:40 PM	56.7	53.9	09:15 PM - 09:20 PM	50.7	48.3	11:55 PM - 12:00 AM	49.9	45.9
06:40 PM - 06:45 PM	55.6	54.2	09:20 PM - 09:25 PM	51.9	49.3	12:00 AM - 12:05 AM	47.7	44.2
06:45 PM - 06:50 PM	55.3	54.1	09:25 PM - 09:30 PM	51.2	48.6	12:05 AM - 12:10 AM	48.2	44.3
06:50 PM - 06:55 PM	55.6	54.0	09:30 PM - 09:35 PM	51.2	47.8	12:10 AM - 12:15 AM	47.2	43.5
06:55 PM - 07:00 PM	54.5	53.5	09:35 PM - 09:40 PM	52.3	48.4	12:15 AM - 12:20 AM	47.9	44.8
07:00 PM - 07:05 PM	55.8	53.8	09:40 PM - 09:45 PM	51.3	47.0	12:20 AM - 12:25 AM	48.1	43.6
07:05 PM - 07:10 PM	57.6	55.3	09:45 PM - 09:50 PM	50.8	46.5	12:25 AM - 12:30 AM	50.0	45.1
07:10 PM - 07:15 PM	58.7	57.8	09:50 PM - 09:55 PM	51.3	48.4	12:30 AM - 12:35 AM	48.8	43.5
07:15 PM - 07:20 PM	57.8	56.9	09:55 PM - 10:00 PM	49.8	47.2	12:35 AM - 12:40 AM	47.0	43.3
07:20 PM - 07:25 PM	58.4	57.7	10:00 PM - 10:05 PM	51.7	47.6	12:40 AM - 12:45 AM	48.8	45.0
07:25 PM - 07:30 PM	58.2	57.7	10:05 PM - 10:10 PM	51.4	47.5	12:45 AM - 12:50 AM	48.0	43.6
07:30 PM - 07:35 PM	58.0	57.4	10:10 PM - 10:15 PM	51.0	47.6	12:50 AM - 12:55 AM	47.2	44.2
07:35 PM - 07:40 PM	56.6	55.3	10:15 PM - 10:20 PM	51.9	48.7	12:55 AM - 01:00 AM	49.0	44.9
07:40 PM - 07:45 PM	56.1	55.4	10:20 PM - 10:25 PM	50.7	46.4	01:00 AM - 01:05 AM	47.6	43.7
07:45 PM - 07:50 PM	56.5	55.8	10:25 PM - 10:30 PM	49.6	46.7	01:05 AM - 01:10 AM	46.9	41.7
07:50 PM - 07:55 PM	56.4	55.5	10:30 PM - 10:35 PM	49.1	46.0	01:10 AM - 01:15 AM	46.9	41.3
07:55 PM - 08:00 PM	55.7	55.0	10:35 PM - 10:40 PM	50.4	47.1	01:15 AM - 01:20 AM	48.5	41.8
08:00 PM - 08:05 PM	55.9	55.2	10:40 PM - 10:45 PM	51.4	47.0	01:20 AM - 01:25 AM	46.9	42.5
08:05 PM - 08:10 PM	55.4	54.6	10:45 PM - 10:50 PM	50.0	46.1	01:25 AM - 01:30 AM	46.3	41.6
08:10 PM - 08:15 PM	53.7	51.4	10:50 PM - 10:55 PM	50.6	47.0	01:30 AM - 01:35 AM	47.9	43.1
08:15 PM - 08:20 PM	53.3	51.7	10:55 PM - 11:00 PM	50.0	46.5	01:35 AM - 01:40 AM	48.6	44.1
08:20 PM - 08:25 PM	52.9	51.2	11:00 PM - 11:05 PM	50.1	46.7	01:40 AM - 01:45 AM	47.3	41.9
08:25 PM - 08:30 PM	53.1	51.3	11:05 PM - 11:10 PM	50.0	46.3	01:45 AM - 01:50 AM	47.3	43.5
08:30 PM - 08:35 PM	52.9	51.0	11:10 PM - 11:15 PM	49.5	45.2	01:50 AM - 01:55 AM	46.7	43.8
08:35 PM - 08:40 PM	52.3	50.3	11:15 PM - 11:20 PM	49.3	44.4	01:55 AM - 02:00 AM	48.2	44.0

The above results are valid only for the analyzed/tested sample(s) as indicated in this report. No part of this report or certificate may be reproduced in any form without written consent from the Laboratory. ALS Laboratory Group (Thailand) strongly recommends that this report is not reproduced except in full.

Approved by
Sarayuth Jittranont
Assistant General Manager

Analysis / Test Report

Client : Rojana Industrial Park Prachinburi Co., Ltd.
141 Moo12, Tambol Hua-Wa, Amphur Sirmahaphot, Prachinburi Thailand 25140

Lot ID: 2646349
Date Received :Jun 15, 2026
Date Reported :Jun 20, 2026
Report Number :3597352-1

P/O : RJN.PJ-025/68
Project Name : Prachinburi
Project Location :

Sample Number 2646349-4
Parameter Noise Level (Leq 5 min)
Location บ้านโคกอุดมดี (N1) (GPS 47P 0774760, 1526379)
Measurement Date Jun 09 - Jun 10, 2026
Measurement by Nontachai Uppathamp
Sound Level meter Serial No. 00296516

Jun 09, 2026 Time	Leq dB(A)	L90 dB(A)	Jun 09, 2026 Time	Leq dB(A)	L90 dB(A)	Jun 09, 2026 Time	Leq dB(A)	L90 dB(A)
10:00 AM - 10:05 AM	54.1	49.5	12:40 PM - 12:45 PM	51.2	48.5	03:20 PM - 03:25 PM	53.2	49.9
10:05 AM - 10:10 AM	51.8	48.5	12:45 PM - 12:50 PM	51.7	48.4	03:25 PM - 03:30 PM	52.8	50.1
10:10 AM - 10:15 AM	53.3	50.2	12:50 PM - 12:55 PM	53.0	49.3	03:30 PM - 03:35 PM	60.0	51.4
10:15 AM - 10:20 AM	52.1	48.9	12:55 PM - 01:00 PM	52.8	48.3	03:35 PM - 03:40 PM	54.1	50.6
10:20 AM - 10:25 AM	53.5	50.7	01:00 PM - 01:05 PM	52.9	49.9	03:40 PM - 03:45 PM	53.3	49.9
10:25 AM - 10:30 AM	53.8	50.0	01:05 PM - 01:10 PM	52.9	49.5	03:45 PM - 03:50 PM	53.0	50.8
10:30 AM - 10:35 AM	54.5	50.6	01:10 PM - 01:15 PM	53.3	48.6	03:50 PM - 03:55 PM	52.8	50.4
10:35 AM - 10:40 AM	54.4	50.1	01:15 PM - 01:20 PM	52.5	49.5	03:55 PM - 04:00 PM	53.2	50.5
10:40 AM - 10:45 AM	53.8	50.4	01:20 PM - 01:25 PM	63.0	49.1	04:00 PM - 04:05 PM	53.0	50.5
10:45 AM - 10:50 AM	57.2	50.0	01:25 PM - 01:30 PM	53.8	49.5	04:05 PM - 04:10 PM	53.8	51.2
10:50 AM - 10:55 AM	52.4	49.4	01:30 PM - 01:35 PM	51.7	48.3	04:10 PM - 04:15 PM	53.6	51.1
10:55 AM - 11:00 AM	55.6	49.5	01:35 PM - 01:40 PM	56.0	51.1	04:15 PM - 04:20 PM	54.1	51.3
11:00 AM - 11:05 AM	52.8	50.3	01:40 PM - 01:45 PM	52.5	49.5	04:20 PM - 04:25 PM	54.1	50.8
11:05 AM - 11:10 AM	53.3	50.3	01:45 PM - 01:50 PM	51.7	49.2	04:25 PM - 04:30 PM	54.7	51.3
11:10 AM - 11:15 AM	53.3	50.4	01:50 PM - 01:55 PM	53.6	49.3	04:30 PM - 04:35 PM	55.2	51.4
11:15 AM - 11:20 AM	54.0	49.9	01:55 PM - 02:00 PM	53.4	51.0	04:35 PM - 04:40 PM	54.0	50.2
11:20 AM - 11:25 AM	53.3	50.5	02:00 PM - 02:05 PM	54.3	51.9	04:40 PM - 04:45 PM	53.7	49.7
11:25 AM - 11:30 AM	53.1	49.8	02:05 PM - 02:10 PM	52.6	49.2	04:45 PM - 04:50 PM	53.9	51.2
11:30 AM - 11:35 AM	53.4	49.6	02:10 PM - 02:15 PM	52.9	50.6	04:50 PM - 04:55 PM	52.9	50.1
11:35 AM - 11:40 AM	54.0	48.9	02:15 PM - 02:20 PM	57.7	50.4	04:55 PM - 05:00 PM	53.5	51.2
11:40 AM - 11:45 AM	53.5	49.9	02:20 PM - 02:25 PM	52.8	50.3	05:00 PM - 05:05 PM	52.5	49.5
11:45 AM - 11:50 AM	58.5	50.6	02:25 PM - 02:30 PM	52.8	49.9	05:05 PM - 05:10 PM	53.7	50.8
11:50 AM - 11:55 AM	53.3	50.8	02:30 PM - 02:35 PM	53.3	49.9	05:10 PM - 05:15 PM	53.4	51.5
11:55 AM - 12:00 PM	55.1	50.7	02:35 PM - 02:40 PM	54.1	51.6	05:15 PM - 05:20 PM	53.3	50.4
12:00 PM - 12:05 PM	53.7	49.1	02:40 PM - 02:45 PM	54.5	50.9	05:20 PM - 05:25 PM	53.1	50.9
12:05 PM - 12:10 PM	53.1	49.2	02:45 PM - 02:50 PM	54.3	52.3	05:25 PM - 05:30 PM	52.7	50.0
12:10 PM - 12:15 PM	51.4	47.9	02:50 PM - 02:55 PM	53.1	50.8	05:30 PM - 05:35 PM	53.0	50.2
12:15 PM - 12:20 PM	53.4	49.0	02:55 PM - 03:00 PM	53.7	51.3	05:35 PM - 05:40 PM	52.9	49.5
12:20 PM - 12:25 PM	52.5	48.7	03:00 PM - 03:05 PM	53.0	49.9	05:40 PM - 05:45 PM	51.6	48.9
12:25 PM - 12:30 PM	51.9	48.8	03:05 PM - 03:10 PM	53.6	50.6	05:45 PM - 05:50 PM	51.9	48.2
12:30 PM - 12:35 PM	53.8	49.4	03:10 PM - 03:15 PM	53.2	49.7	05:50 PM - 05:55 PM	52.4	47.7
12:35 PM - 12:40 PM	54.6	48.2	03:15 PM - 03:20 PM	53.4	51.6	05:55 PM - 06:00 PM	53.1	49.1

The above results are valid only for the analyzed/tested sample(s) as indicated in this report. No part of this report or certificate may be reproduced in any form without written consent from the Laboratory. ALS Laboratory Group (Thailand) strongly recommends that this report is not reproduced except in full.

Approved by
Sarayuth Jittranont
Assistant General Manager

Analysis / Test Report

Client : Rojana Industrial Park Prachinburi Co., Ltd.
141 Moo12, Tambol Hua-Wa, Amphur Sirmahaphot, Prachinburi Thailand 25140

Lot ID: 2646349
Date Received :Jun 15, 2026
Date Reported :Jun 20, 2026
Report Number :3597353-1

P/O : RJN.PJ-025/68
Project Name : Prachinburi
Project Location :

Sample Number 2646349-4
Parameter Noise Level (Leq 5 min)
Location บ้านโคกอุดมดี (N1) (GPS 47P 0774760, 1526379)
Measurement Date Jun 09 - Jun 10, 2026
Measurement by Nontachai Uppathamp
Sound Level meter Serial No. 00296516

Jun 10, 2026 Time	Leq dB(A)	L90 dB(A)	Jun 10, 2026 Time	Leq dB(A)	L90 dB(A)	Jun 10, 2026 Time	Leq dB(A)	L90 dB(A)
02:00 AM - 02:05 AM	45.5	41.3	04:40 AM - 04:45 AM	47.4	43.7	07:20 AM - 07:25 AM	54.8	52.1
02:05 AM - 02:10 AM	48.5	43.3	04:45 AM - 04:50 AM	47.1	44.2	07:25 AM - 07:30 AM	54.3	50.8
02:10 AM - 02:15 AM	48.5	44.2	04:50 AM - 04:55 AM	51.5	45.9	07:30 AM - 07:35 AM	54.5	49.6
02:15 AM - 02:20 AM	48.2	44.9	04:55 AM - 05:00 AM	48.1	43.9	07:35 AM - 07:40 AM	54.4	51.0
02:20 AM - 02:25 AM	46.3	42.4	05:00 AM - 05:05 AM	48.8	43.6	07:40 AM - 07:45 AM	55.3	51.8
02:25 AM - 02:30 AM	47.7	44.4	05:05 AM - 05:10 AM	49.3	45.9	07:45 AM - 07:50 AM	55.8	53.1
02:30 AM - 02:35 AM	46.3	41.7	05:10 AM - 05:15 AM	50.5	47.0	07:50 AM - 07:55 AM	54.7	50.1
02:35 AM - 02:40 AM	48.7	43.2	05:15 AM - 05:20 AM	50.7	47.4	07:55 AM - 08:00 AM	54.2	50.9
02:40 AM - 02:45 AM	48.2	43.0	05:20 AM - 05:25 AM	51.9	49.4	08:00 AM - 08:05 AM	53.9	50.9
02:45 AM - 02:50 AM	47.6	43.4	05:25 AM - 05:30 AM	52.5	50.4	08:05 AM - 08:10 AM	53.4	50.4
02:50 AM - 02:55 AM	46.8	41.7	05:30 AM - 05:35 AM	52.0	49.1	08:10 AM - 08:15 AM	55.6	52.2
02:55 AM - 03:00 AM	47.6	43.1	05:35 AM - 05:40 AM	53.2	49.9	08:15 AM - 08:20 AM	53.4	49.7
03:00 AM - 03:05 AM	47.1	42.7	05:40 AM - 05:45 AM	52.5	48.8	08:20 AM - 08:25 AM	53.5	50.0
03:05 AM - 03:10 AM	46.6	42.9	05:45 AM - 05:50 AM	52.5	49.6	08:25 AM - 08:30 AM	57.1	50.5
03:10 AM - 03:15 AM	48.6	44.2	05:50 AM - 05:55 AM	53.7	49.4	08:30 AM - 08:35 AM	52.3	49.0
03:15 AM - 03:20 AM	46.6	41.7	05:55 AM - 06:00 AM	54.1	50.7	08:35 AM - 08:40 AM	53.8	49.6
03:20 AM - 03:25 AM	47.1	42.0	06:00 AM - 06:05 AM	52.6	49.6	08:40 AM - 08:45 AM	53.1	49.7
03:25 AM - 03:30 AM	46.7	43.5	06:05 AM - 06:10 AM	53.4	49.3	08:45 AM - 08:50 AM	51.9	49.3
03:30 AM - 03:35 AM	47.2	41.8	06:10 AM - 06:15 AM	52.7	49.4	08:50 AM - 08:55 AM	52.5	48.8
03:35 AM - 03:40 AM	49.2	44.5	06:15 AM - 06:20 AM	53.0	49.3	08:55 AM - 09:00 AM	52.9	49.6
03:40 AM - 03:45 AM	49.1	44.9	06:20 AM - 06:25 AM	52.3	48.7	09:00 AM - 09:05 AM	56.3	50.5
03:45 AM - 03:50 AM	48.9	44.2	06:25 AM - 06:30 AM	52.6	49.1	09:05 AM - 09:10 AM	53.2	49.1
03:50 AM - 03:55 AM	48.7	43.0	06:30 AM - 06:35 AM	53.1	48.8	09:10 AM - 09:15 AM	52.7	48.6
03:55 AM - 04:00 AM	49.8	44.6	06:35 AM - 06:40 AM	54.5	50.8	09:15 AM - 09:20 AM	52.8	49.1
04:00 AM - 04:05 AM	49.4	43.8	06:40 AM - 06:45 AM	52.9	49.6	09:20 AM - 09:25 AM	56.4	50.1
04:05 AM - 04:10 AM	47.6	43.7	06:45 AM - 06:50 AM	53.7	50.3	09:25 AM - 09:30 AM	54.8	50.3
04:10 AM - 04:15 AM	47.2	43.2	06:50 AM - 06:55 AM	53.8	51.2	09:30 AM - 09:35 AM	54.2	49.9
04:15 AM - 04:20 AM	47.7	43.9	06:55 AM - 07:00 AM	52.5	48.5	09:35 AM - 09:40 AM	56.1	50.8
04:20 AM - 04:25 AM	47.7	43.5	07:00 AM - 07:05 AM	52.8	49.4	09:40 AM - 09:45 AM	54.1	50.1
04:25 AM - 04:30 AM	47.8	43.7	07:05 AM - 07:10 AM	54.4	52.1	09:45 AM - 09:50 AM	55.3	50.3
04:30 AM - 04:35 AM	49.6	46.6	07:10 AM - 07:15 AM	55.3	51.8	09:50 AM - 09:55 AM	52.7	50.0
04:35 AM - 04:40 AM	48.6	43.8	07:15 AM - 07:20 AM	55.2	52.3	09:55 AM - 10:00 AM	53.5	50.5

The above results are valid only for the analyzed/tested sample(s) as indicated in this report. No part of this report or certificate may be reproduced in any form without written consent from the Laboratory. ALS Laboratory Group (Thailand) strongly recommends that this report is not reproduced except in full.

Approved by
Sarayuth Jittranont
Assistant General Manager

Analysis / Test Report

Client : Rojana Industrial Park Prachinburi Co., Ltd.
141 Moo12, Tambol Hua-Wa, Amphur Sirmahaphot, Prachinburi Thailand 25140

Lot ID: 2646349
Date Received :Jun 15, 2026
Date Reported :Jun 20, 2026
Report Number :3597354-1

P/O : RJN.PJ-025/68
Project Name : Prachinburi
Project Location :

Sample Number 2646349-5
Parameter Noise Level (Leq 5 min)
Location บ้านโคกลุดมดี (N1) (GPS 47P 0774760, 1526379)
Measurement Date Jun 10 - Jun 11, 2026
Measurement by Nontachai Uppathamp
Sound Level meter Serial No. 00296516

Jun 10, 2026 Time	Leq dB(A)	L90 dB(A)	Jun 10, 2026 Time	Leq dB(A)	L90 dB(A)	Jun 10, 2026 Time	Leq dB(A)	L90 dB(A)
10:00 AM - 10:05 AM	53.1	49.6	12:40 PM - 12:45 PM	54.5	50.4	03:20 PM - 03:25 PM	53.1	47.8
10:05 AM - 10:10 AM	54.0	51.1	12:45 PM - 12:50 PM	53.6	49.6	03:25 PM - 03:30 PM	53.4	50.6
10:10 AM - 10:15 AM	54.7	51.1	12:50 PM - 12:55 PM	53.1	49.6	03:30 PM - 03:35 PM	52.3	49.8
10:15 AM - 10:20 AM	54.4	50.7	12:55 PM - 01:00 PM	53.5	48.9	03:35 PM - 03:40 PM	52.1	49.5
10:20 AM - 10:25 AM	55.7	49.4	01:00 PM - 01:05 PM	53.3	48.5	03:40 PM - 03:45 PM	52.2	49.0
10:25 AM - 10:30 AM	53.5	50.6	01:05 PM - 01:10 PM	51.6	47.7	03:45 PM - 03:50 PM	52.7	48.9
10:30 AM - 10:35 AM	52.7	49.3	01:10 PM - 01:15 PM	53.5	46.8	03:50 PM - 03:55 PM	52.6	49.8
10:35 AM - 10:40 AM	54.9	50.2	01:15 PM - 01:20 PM	52.9	49.6	03:55 PM - 04:00 PM	53.6	50.4
10:40 AM - 10:45 AM	52.7	49.3	01:20 PM - 01:25 PM	52.2	48.7	04:00 PM - 04:05 PM	53.2	50.1
10:45 AM - 10:50 AM	55.1	48.9	01:25 PM - 01:30 PM	51.7	48.4	04:05 PM - 04:10 PM	52.8	49.7
10:50 AM - 10:55 AM	52.4	49.0	01:30 PM - 01:35 PM	53.9	51.2	04:10 PM - 04:15 PM	52.2	49.5
10:55 AM - 11:00 AM	52.7	49.3	01:35 PM - 01:40 PM	51.7	47.5	04:15 PM - 04:20 PM	52.4	49.2
11:00 AM - 11:05 AM	52.9	49.2	01:40 PM - 01:45 PM	53.1	49.5	04:20 PM - 04:25 PM	52.2	49.6
11:05 AM - 11:10 AM	53.4	51.0	01:45 PM - 01:50 PM	52.9	48.9	04:25 PM - 04:30 PM	52.1	48.9
11:10 AM - 11:15 AM	52.9	49.6	01:50 PM - 01:55 PM	52.9	49.3	04:30 PM - 04:35 PM	53.6	49.2
11:15 AM - 11:20 AM	57.1	51.1	01:55 PM - 02:00 PM	53.0	49.3	04:35 PM - 04:40 PM	53.9	49.6
11:20 AM - 11:25 AM	62.2	59.5	02:00 PM - 02:05 PM	52.8	49.7	04:40 PM - 04:45 PM	52.6	48.5
11:25 AM - 11:30 AM	56.8	54.3	02:05 PM - 02:10 PM	53.1	50.9	04:45 PM - 04:50 PM	53.6	48.8
11:30 AM - 11:35 AM	62.4	58.3	02:10 PM - 02:15 PM	53.6	51.2	04:50 PM - 04:55 PM	52.9	50.3
11:35 AM - 11:40 AM	65.1	57.3	02:15 PM - 02:20 PM	54.7	51.4	04:55 PM - 05:00 PM	52.4	49.2
11:40 AM - 11:45 AM	54.8	52.9	02:20 PM - 02:25 PM	53.3	50.2	05:00 PM - 05:05 PM	53.3	50.0
11:45 AM - 11:50 AM	54.4	51.7	02:25 PM - 02:30 PM	53.5	51.2	05:05 PM - 05:10 PM	53.5	50.3
11:50 AM - 11:55 AM	54.8	52.6	02:30 PM - 02:35 PM	54.3	50.8	05:10 PM - 05:15 PM	53.7	49.9
11:55 AM - 12:00 PM	54.6	52.5	02:35 PM - 02:40 PM	53.7	50.6	05:15 PM - 05:20 PM	53.2	51.0
12:00 PM - 12:05 PM	55.2	51.0	02:40 PM - 02:45 PM	53.4	50.3	05:20 PM - 05:25 PM	53.3	50.3
12:05 PM - 12:10 PM	53.1	50.3	02:45 PM - 02:50 PM	53.7	50.7	05:25 PM - 05:30 PM	53.2	49.8
12:10 PM - 12:15 PM	53.3	49.9	02:50 PM - 02:55 PM	55.2	50.5	05:30 PM - 05:35 PM	52.9	50.4
12:15 PM - 12:20 PM	53.3	50.3	02:55 PM - 03:00 PM	52.8	50.2	05:35 PM - 05:40 PM	51.8	48.9
12:20 PM - 12:25 PM	52.6	49.6	03:00 PM - 03:05 PM	53.2	49.6	05:40 PM - 05:45 PM	52.1	49.1
12:25 PM - 12:30 PM	52.8	50.0	03:05 PM - 03:10 PM	55.3	49.8	05:45 PM - 05:50 PM	51.8	49.7
12:30 PM - 12:35 PM	53.9	51.4	03:10 PM - 03:15 PM	54.1	50.1	05:50 PM - 05:55 PM	52.6	48.8
12:35 PM - 12:40 PM	54.1	49.7	03:15 PM - 03:20 PM	52.7	49.4	05:55 PM - 06:00 PM	52.1	48.1

The above results are valid only for the analyzed/tested sample(s) as indicated in this report. No part of this report or certificate may be reproduced in any form without written consent from the Laboratory. ALS Laboratory Group (Thailand) strongly recommends that this report is not reproduced except in full.

Approved by
Sarayuth Jittranont
Assistant General Manager

Analysis / Test Report

Client : Rojana Industrial Park Prachinburi Co., Ltd.
141 Moo12, Tambol Hua-Wa, Amphur Sirmahaphot, Prachinburi Thailand 25140

Lot ID: 2646349
Date Received :Jun 15, 2026
Date Reported :Jun 20, 2026
Report Number :3597354-1

P/O : RJN.PJ-025/68
Project Name : Prachinburi
Project Location :

Sample Number 2646349-5
Parameter Noise Level (Leq 5 min)
Location บ้านโคกลุดมดี (N1) (GPS 47P 0774760, 1526379)
Measurement Date Jun 10 - Jun 11, 2026
Measurement by Nontachai Uppathamp
Sound Level meter Serial No. 00296516

Jun 10, 2026 Time	Leq dB(A)	L90 dB(A)	Jun 10, 2026 Time	Leq dB(A)	L90 dB(A)	Jun 10 - Jun 11, 2026 Time	Leq dB(A)	L90 dB(A)
06:00 PM - 06:05 PM	52.6	49.3	08:40 PM - 08:45 PM	51.9	50.3	11:20 PM - 11:25 PM	48.7	44.9
06:05 PM - 06:10 PM	52.4	49.1	08:45 PM - 08:50 PM	51.5	49.7	11:25 PM - 11:30 PM	49.9	46.9
06:10 PM - 06:15 PM	52.2	48.2	08:50 PM - 08:55 PM	50.7	48.1	11:30 PM - 11:35 PM	50.3	47.2
06:15 PM - 06:20 PM	51.8	47.8	08:55 PM - 09:00 PM	49.9	46.7	11:35 PM - 11:40 PM	49.1	45.5
06:20 PM - 06:25 PM	53.8	49.4	09:00 PM - 09:05 PM	49.7	46.7	11:40 PM - 11:45 PM	48.8	45.6
06:25 PM - 06:30 PM	52.6	50.0	09:05 PM - 09:10 PM	50.3	47.5	11:45 PM - 11:50 PM	48.1	44.5
06:30 PM - 06:35 PM	53.4	50.6	09:10 PM - 09:15 PM	51.9	48.2	11:50 PM - 11:55 PM	50.9	45.1
06:35 PM - 06:40 PM	56.5	53.9	09:15 PM - 09:20 PM	51.1	47.0	11:55 PM - 12:00 AM	49.6	45.5
06:40 PM - 06:45 PM	55.5	54.2	09:20 PM - 09:25 PM	51.0	48.2	12:00 AM - 12:05 AM	47.6	43.4
06:45 PM - 06:50 PM	56.2	54.7	09:25 PM - 09:30 PM	51.0	47.9	12:05 AM - 12:10 AM	48.2	43.9
06:50 PM - 06:55 PM	57.6	56.3	09:30 PM - 09:35 PM	53.6	48.9	12:10 AM - 12:15 AM	48.8	44.7
06:55 PM - 07:00 PM	56.3	55.3	09:35 PM - 09:40 PM	55.5	47.6	12:15 AM - 12:20 AM	49.2	44.4
07:00 PM - 07:05 PM	57.9	57.0	09:40 PM - 09:45 PM	56.3	50.1	12:20 AM - 12:25 AM	49.1	45.3
07:05 PM - 07:10 PM	59.2	58.6	09:45 PM - 09:50 PM	54.8	48.2	12:25 AM - 12:30 AM	48.9	44.1
07:10 PM - 07:15 PM	59.5	59.1	09:50 PM - 09:55 PM	50.9	47.3	12:30 AM - 12:35 AM	48.8	43.3
07:15 PM - 07:20 PM	59.8	59.2	09:55 PM - 10:00 PM	51.6	49.1	12:35 AM - 12:40 AM	51.3	44.8
07:20 PM - 07:25 PM	59.7	59.2	10:00 PM - 10:05 PM	53.1	51.5	12:40 AM - 12:45 AM	49.4	43.5
07:25 PM - 07:30 PM	59.5	58.9	10:05 PM - 10:10 PM	53.1	51.8	12:45 AM - 12:50 AM	48.4	43.6
07:30 PM - 07:35 PM	59.4	58.9	10:10 PM - 10:15 PM	52.1	48.9	12:50 AM - 12:55 AM	47.4	42.9
07:35 PM - 07:40 PM	59.1	58.4	10:15 PM - 10:20 PM	50.8	46.9	12:55 AM - 01:00 AM	48.8	43.6
07:40 PM - 07:45 PM	58.7	57.9	10:20 PM - 10:25 PM	51.3	49.4	01:00 AM - 01:05 AM	46.7	41.7
07:45 PM - 07:50 PM	58.7	58.1	10:25 PM - 10:30 PM	53.2	51.5	01:05 AM - 01:10 AM	49.0	42.9
07:50 PM - 07:55 PM	58.6	58.0	10:30 PM - 10:35 PM	52.2	49.6	01:10 AM - 01:15 AM	46.7	41.0
07:55 PM - 08:00 PM	58.2	57.8	10:35 PM - 10:40 PM	51.3	48.2	01:15 AM - 01:20 AM	46.4	42.1
08:00 PM - 08:05 PM	57.9	57.3	10:40 PM - 10:45 PM	49.8	47.2	01:20 AM - 01:25 AM	47.6	42.6
08:05 PM - 08:10 PM	58.2	57.4	10:45 PM - 10:50 PM	49.9	46.0	01:25 AM - 01:30 AM	47.2	43.2
08:10 PM - 08:15 PM	57.4	56.7	10:50 PM - 10:55 PM	51.4	47.4	01:30 AM - 01:35 AM	48.1	43.6
08:15 PM - 08:20 PM	57.5	56.8	10:55 PM - 11:00 PM	54.1	52.9	01:35 AM - 01:40 AM	48.5	42.0
08:20 PM - 08:25 PM	57.8	56.7	11:00 PM - 11:05 PM	55.0	54.1	01:40 AM - 01:45 AM	50.0	44.7
08:25 PM - 08:30 PM	57.3	56.2	11:05 PM - 11:10 PM	54.8	53.9	01:45 AM - 01:50 AM	48.7	45.3
08:30 PM - 08:35 PM	56.0	53.6	11:10 PM - 11:15 PM	54.2	53.1	01:50 AM - 01:55 AM	50.4	44.4
08:35 PM - 08:40 PM	53.2	51.3	11:15 PM - 11:20 PM	51.1	47.7	01:55 AM - 02:00 AM	47.3	42.6

The above results are valid only for the analyzed/tested sample(s) as indicated in this report. No part of this report or certificate may be reproduced in any form without written consent from the Laboratory. ALS Laboratory Group (Thailand) strongly recommends that this report is not reproduced except in full.

Approved by
Sarayuth Jittranont
Assistant General Manager

ADDRESS 616/10 Moo 5 T. Maenam Khu A. Pluakdaeng Rayong 21140 Thailand | PHONE +66 0 3304 8555 | FAX +66 0 3304 8556
ALS LABORATORY GROUP (THAILAND) CO., LTD. An ALS Limited Company
Life Sciences www.alsglobal.com
RIGHT SOLUTIONS RIGHT PARTNER

Analysis / Test Report

Client : Rojana Industrial Park Prachinburi Co., Ltd.
141 Moo12, Tambol Hua-Wa, Amphur Sirmahaphot, Prachinburi Thailand 25140

Lot ID: 2646349
Date Received :Jun 15, 2026
Date Reported :Jun 20, 2026
Report Number :3597354-1

P/O : RJN.PJ-025/68
Project Name : Prachinburi
Project Location :

Sample Number 2646349-5
Parameter Noise Level (Leq 5 min)
Location บ้านโคกลุดมดี (N1) (GPS 47P 0774760, 1526379)
Measurement Date Jun 10 - Jun 11, 2026
Measurement by Nontachai Uppathamp
Sound Level meter Serial No. 00296516

Jun 11, 2026 Time	Leq dB(A)	L90 dB(A)	Jun 11, 2026 Time	Leq dB(A)	L90 dB(A)	Jun 11, 2026 Time	Leq dB(A)	L90 dB(A)
02:00 AM - 02:05 AM	48.9	43.1	04:40 AM - 04:45 AM	49.5	46.8	07:20 AM - 07:25 AM	54.6	51.2
02:05 AM - 02:10 AM	47.1	42.7	04:45 AM - 04:50 AM	50.2	47.3	07:25 AM - 07:30 AM	55.3	52.7
02:10 AM - 02:15 AM	49.2	46.5	04:50 AM - 04:55 AM	50.9	47.8	07:30 AM - 07:35 AM	54.0	50.6
02:15 AM - 02:20 AM	49.6	45.7	04:55 AM - 05:00 AM	50.0	47.4	07:35 AM - 07:40 AM	54.6	52.2
02:20 AM - 02:25 AM	49.1	45.1	05:00 AM - 05:05 AM	50.5	47.7	07:40 AM - 07:45 AM	53.1	50.5
02:25 AM - 02:30 AM	47.2	44.5	05:05 AM - 05:10 AM	51.6	48.4	07:45 AM - 07:50 AM	53.1	49.7
02:30 AM - 02:35 AM	49.0	42.3	05:10 AM - 05:15 AM	54.6	48.9	07:50 AM - 07:55 AM	53.6	50.2
02:35 AM - 02:40 AM	47.8	42.4	05:15 AM - 05:20 AM	54.0	49.7	07:55 AM - 08:00 AM	54.1	48.8
02:40 AM - 02:45 AM	49.1	43.6	05:20 AM - 05:25 AM	52.7	49.3	08:00 AM - 08:05 AM	52.6	48.6
02:45 AM - 02:50 AM	47.9	42.9	05:25 AM - 05:30 AM	53.1	50.6	08:05 AM - 08:10 AM	51.5	47.7
02:50 AM - 02:55 AM	45.9	40.5	05:30 AM - 05:35 AM	54.1	51.1	08:10 AM - 08:15 AM	53.0	49.9
02:55 AM - 03:00 AM	48.1	43.6	05:35 AM - 05:40 AM	53.7	51.0	08:15 AM - 08:20 AM	52.5	49.3
03:00 AM - 03:05 AM	49.8	45.2	05:40 AM - 05:45 AM	53.4	51.0	08:20 AM - 08:25 AM	53.7	49.7
03:05 AM - 03:10 AM	46.9	41.8	05:45 AM - 05:50 AM	53.7	50.9	08:25 AM - 08:30 AM	53.2	49.8
03:10 AM - 03:15 AM	47.2	44.1	05:50 AM - 05:55 AM	53.1	50.6	08:30 AM - 08:35 AM	51.9	48.6
03:15 AM - 03:20 AM	49.7	43.9	05:55 AM - 06:00 AM	53.1	50.6	08:35 AM - 08:40 AM	53.3	49.2
03:20 AM - 03:25 AM	47.9	43.7	06:00 AM - 06:05 AM	53.9	50.2	08:40 AM - 08:45 AM	50.6	47.6
03:25 AM - 03:30 AM	46.7	41.9	06:05 AM - 06:10 AM	53.3	49.6	08:45 AM - 08:50 AM	52.4	49.2
03:30 AM - 03:35 AM	48.7	43.7	06:10 AM - 06:15 AM	52.7	49.3	08:50 AM - 08:55 AM	53.5	47.7
03:35 AM - 03:40 AM	47.6	41.3	06:15 AM - 06:20 AM	53.6	48.7	08:55 AM - 09:00 AM	53.0	50.0
03:40 AM - 03:45 AM	47.9	42.0	06:20 AM - 06:25 AM	53.1	49.4	09:00 AM - 09:05 AM	51.3	47.3
03:45 AM - 03:50 AM	45.4	41.7	06:25 AM - 06:30 AM	52.3	49.2	09:05 AM - 09:10 AM	51.3	48.4
03:50 AM - 03:55 AM	52.1	41.7	06:30 AM - 06:35 AM	54.1	50.7	09:10 AM - 09:15 AM	52.3	48.9
03:55 AM - 04:00 AM	48.0	43.7	06:35 AM - 06:40 AM	53.7	50.7	09:15 AM - 09:20 AM	53.0	50.2
04:00 AM - 04:05 AM	47.7	42.3	06:40 AM - 06:45 AM	53.6	50.5	09:20 AM - 09:25 AM	52.3	49.3
04:05 AM - 04:10 AM	48.0	42.8	06:45 AM - 06:50 AM	54.0	50.2	09:25 AM - 09:30 AM	52.0	49.1
04:10 AM - 04:15 AM	47.3	43.0	06:50 AM - 06:55 AM	54.5	50.3	09:30 AM - 09:35 AM	52.6	49.6
04:15 AM - 04:20 AM	50.9	45.8	06:55 AM - 07:00 AM	54.7	50.7	09:35 AM - 09:40 AM	53.5	49.7
04:20 AM - 04:25 AM	52.0	46.3	07:00 AM - 07:05 AM	54.2	50.8	09:40 AM - 09:45 AM	52.6	48.7
04:25 AM - 04:30 AM	50.2	44.9	07:05 AM - 07:10 AM	54.0	51.5	09:45 AM - 09:50 AM	51.0	47.7
04:30 AM - 04:35 AM	49.9	44.7	07:10 AM - 07:15 AM	53.9	51.2	09:50 AM - 09:55 AM	52.6	49.1
04:35 AM - 04:40 AM	49.7	46.6	07:15 AM - 07:20 AM	55.0	51.5	09:55 AM - 10:00 AM	51.4	48.0

The above results are valid only for the analyzed/tested sample(s) as indicated in this report. No part of this report or certificate may be reproduced in any form without written consent from the Laboratory. ALS Laboratory Group (Thailand) strongly recommends that this report is not reproduced except in full.

Approved by
Sarayuth Jittranont
Assistant General Manager

ADDRESS 616/10 Moo 5 T. Maenam Khu A. Pluakdaeng Rayong 21140 Thailand | PHONE +66 0 3304 8555 | FAX +66 0 3304 8556
ALS LABORATORY GROUP (THAILAND) CO., LTD. An ALS Limited Company
Life Sciences www.alsglobal.com
RIGHT SOLUTIONS RIGHT PARTNER

Analysis / Test Report

Client : Rojana Industrial Park Prachinburi Co., Ltd.
141 Moo12, Tambol Hua-Wa, Amphur Sirmahaphot, Prachinburi Thailand 25140

Lot ID: 2646349
Date Received :Jun 15, 2026
Date Reported :Jun 20, 2026
Report Number :3597357-1

P/O : RJN.PJ-025/68
Project Name : Prachinburi
Project Location :

Sample Number 2646349-8
Parameter Noise Level (Leq 5 min)
Location บ้านหนองระแหง (N2) (GPS 47P 0772913, 1534056)
Measurement Date Jun 06 - Jun 07, 2026
Measurement by Nontachai Uppathamp
Sound Level meter Serial No. 00296517

Jun 06, 2026 Time	Leq dB(A)	L90 dB(A)	Jun 06, 2026 Time	Leq dB(A)	L90 dB(A)	Jun 06, 2026 Time	Leq dB(A)	L90 dB(A)
12:00 PM - 12:05 PM	55.5	48.9	02:40 PM - 02:45 PM	54.6	47.2	05:20 PM - 05:25 PM	57.2	50.6
12:05 PM - 12:10 PM	56.8	49.6	02:45 PM - 02:50 PM	55.7	46.5	05:25 PM - 05:30 PM	57.3	48.9
12:10 PM - 12:15 PM	59.5	45.6	02:50 PM - 02:55 PM	56.8	47.5	05:30 PM - 05:35 PM	53.4	45.7
12:15 PM - 12:20 PM	52.9	41.9	02:55 PM - 03:00 PM	57.5	46.8	05:35 PM - 05:40 PM	54.7	45.2
12:20 PM - 12:25 PM	56.5	45.3	03:00 PM - 03:05 PM	65.9	53.1	05:40 PM - 05:45 PM	52.6	44.0
12:25 PM - 12:30 PM	53.6	47.8	03:05 PM - 03:10 PM	70.4	65.0	05:45 PM - 05:50 PM	53.7	46.1
12:30 PM - 12:35 PM	50.7	42.1	03:10 PM - 03:15 PM	68.7	62.7	05:50 PM - 05:55 PM	59.7	45.3
12:35 PM - 12:40 PM	54.9	45.2	03:15 PM - 03:20 PM	66.8	62.0	05:55 PM - 06:00 PM	53.5	45.6
12:40 PM - 12:45 PM	53.7	46.1	03:20 PM - 03:25 PM	60.5	57.0	06:00 PM - 06:05 PM	53.6	45.6
12:45 PM - 12:50 PM	53.3	47.1	03:25 PM - 03:30 PM	60.4	52.9	06:05 PM - 06:10 PM	51.7	42.8
12:50 PM - 12:55 PM	52.9	45.8	03:30 PM - 03:35 PM	60.9	49.9	06:10 PM - 06:15 PM	54.6	44.9
12:55 PM - 01:00 PM	52.9	46.3	03:35 PM - 03:40 PM	55.4	49.8	06:15 PM - 06:20 PM	55.6	46.5
01:00 PM - 01:05 PM	54.2	47.0	03:40 PM - 03:45 PM	56.3	50.0	06:20 PM - 06:25 PM	54.3	42.9
01:05 PM - 01:10 PM	56.2	47.3	03:45 PM - 03:50 PM	57.7	50.1	06:25 PM - 06:30 PM	51.6	42.2
01:10 PM - 01:15 PM	52.1	45.9	03:50 PM - 03:55 PM	56.2	52.7	06:30 PM - 06:35 PM	53.7	43.4
01:15 PM - 01:20 PM	51.8	46.7	03:55 PM - 04:00 PM	54.1	49.2	06:35 PM - 06:40 PM	52.2	46.0
01:20 PM - 01:25 PM	54.3	48.4	04:00 PM - 04:05 PM	52.5	46.3	06:40 PM - 06:45 PM	58.3	46.8
01:25 PM - 01:30 PM	56.0	50.2	04:05 PM - 04:10 PM	53.7	45.0	06:45 PM - 06:50 PM	58.6	46.9
01:30 PM - 01:35 PM	51.8	46.4	04:10 PM - 04:15 PM	53.4	46.5	06:50 PM - 06:55 PM	58.5	53.9
01:35 PM - 01:40 PM	62.9	45.7	04:15 PM - 04:20 PM	51.9	44.7	06:55 PM - 07:00 PM	60.5	54.3
01:40 PM - 01:45 PM	55.6	45.7	04:20 PM - 04:25 PM	54.7	44.7	07:00 PM - 07:05 PM	58.1	48.5
01:45 PM - 01:50 PM	57.1	50.5	04:25 PM - 04:30 PM	57.5	42.8	07:05 PM - 07:10 PM	56.2	47.3
01:50 PM - 01:55 PM	55.6	48.6	04:30 PM - 04:35 PM	52.1	43.7	07:10 PM - 07:15 PM	57.4	47.6
01:55 PM - 02:00 PM	54.7	47.4	04:35 PM - 04:40 PM	53.3	45.4	07:15 PM - 07:20 PM	54.4	50.5
02:00 PM - 02:05 PM	53.6	48.7	04:40 PM - 04:45 PM	57.3	46.5	07:20 PM - 07:25 PM	55.8	50.4
02:05 PM - 02:10 PM	54.2	48.3	04:45 PM - 04:50 PM	52.8	43.3	07:25 PM - 07:30 PM	56.0	50.4
02:10 PM - 02:15 PM	54.3	48.1	04:50 PM - 04:55 PM	53.4	45.1	07:30 PM - 07:35 PM	56.9	50.8
02:15 PM - 02:20 PM	55.5	48.8	04:55 PM - 05:00 PM	53.0	43.5	07:35 PM - 07:40 PM	57.1	50.1
02:20 PM - 02:25 PM	57.5	45.7	05:00 PM - 05:05 PM	56.1	47.0	07:40 PM - 07:45 PM	54.1	49.7
02:25 PM - 02:30 PM	56.8	48.7	05:05 PM - 05:10 PM	56.4	47.3	07:45 PM - 07:50 PM	56.9	49.9
02:30 PM - 02:35 PM	53.0	45.8	05:10 PM - 05:15 PM	56.7	50.7	07:50 PM - 07:55 PM	54.2	49.2
02:35 PM - 02:40 PM	57.0	47.9	05:15 PM - 05:20 PM	58.1	52.8	07:55 PM - 08:00 PM	56.4	48.2

The above results are valid only for the analyzed/tested sample(s) as indicated in this report. No part of this report or certificate may be reproduced in any form without written consent from the Laboratory. ALS Laboratory Group (Thailand) strongly recommends that this report is not reproduced except in full.

Approved by
Sarayuth Jittranont
Assistant General Manager

ADDRESS 616/10 Moo 5 T. Maenam Khu A. Pluakdaeng Rayong 21140 Thailand | PHONE +66 0 3304 8555 | FAX +66 0 3304 8556
ALS LABORATORY GROUP (THAILAND) CO., LTD. An ALS Limited Company
Life Sciences www.alsglobal.com
RIGHT SOLUTIONS RIGHT PARTNER

Analysis / Test Report

Client : Rojana Industrial Park Prachinburi Co., Ltd.
141 Moo12, Tambol Hua-Wa, Amphur Sirmahaphot, Prachinburi Thailand 25140

Lot ID: 2646349
Date Received :Jun 15, 2026
Date Reported :Jun 20, 2026
Report Number :3597357-1

P/O : RJN.PJ-025/68
Project Name : Prachinburi
Project Location :

Sample Number 2646349-8
Parameter Noise Level (Leq 5 min)
Location บ้านหนองระแนตร (N2) (GPS 47P 0772913, 1534056)
Measurement Date Jun 06 - Jun 07, 2026
Measurement by Nontachai Uppathamp
Sound Level meter Serial No. 00296517

Jun 06, 2026 Time	Leq dB(A)	L90 dB(A)	Jun 06 - Jun 07, 2026 Time	Leq dB(A)	L90 dB(A)	Jun 07, 2026 Time	Leq dB(A)	L90 dB(A)
08:00 PM - 08:05 PM	53.9	48.2	10:40 PM - 10:45 PM	50.4	46.1	01:20 AM - 01:25 AM	45.8	41.1
08:05 PM - 08:10 PM	56.5	50.2	10:45 PM - 10:50 PM	48.7	46.5	01:25 AM - 01:30 AM	48.6	41.4
08:10 PM - 08:15 PM	54.4	49.3	10:50 PM - 10:55 PM	48.7	45.7	01:30 AM - 01:35 AM	43.7	41.3
08:15 PM - 08:20 PM	53.1	48.9	10:55 PM - 11:00 PM	51.4	46.8	01:35 AM - 01:40 AM	46.5	42.0
08:20 PM - 08:25 PM	54.8	48.9	11:00 PM - 11:05 PM	49.4	45.5	01:40 AM - 01:45 AM	49.8	41.7
08:25 PM - 08:30 PM	54.1	48.2	11:05 PM - 11:10 PM	50.5	45.2	01:45 AM - 01:50 AM	48.1	40.0
08:30 PM - 08:35 PM	53.5	46.4	11:10 PM - 11:15 PM	51.6	46.1	01:50 AM - 01:55 AM	53.9	41.8
08:35 PM - 08:40 PM	54.4	48.5	11:15 PM - 11:20 PM	48.8	45.3	01:55 AM - 02:00 AM	49.6	42.1
08:40 PM - 08:45 PM	56.4	49.6	11:20 PM - 11:25 PM	52.2	45.8	02:00 AM - 02:05 AM	46.7	42.7
08:45 PM - 08:50 PM	52.2	47.3	11:25 PM - 11:30 PM	48.5	45.2	02:05 AM - 02:10 AM	45.0	41.0
08:50 PM - 08:55 PM	51.1	47.0	11:30 PM - 11:35 PM	48.8	44.7	02:10 AM - 02:15 AM	53.8	42.9
08:55 PM - 09:00 PM	54.0	47.7	11:35 PM - 11:40 PM	47.2	43.5	02:15 AM - 02:20 AM	48.4	42.5
09:00 PM - 09:05 PM	50.4	47.2	11:40 PM - 11:45 PM	54.4	44.2	02:20 AM - 02:25 AM	45.0	42.4
09:05 PM - 09:10 PM	56.3	47.7	11:45 PM - 11:50 PM	45.8	42.4	02:25 AM - 02:30 AM	42.8	39.7
09:10 PM - 09:15 PM	51.7	47.3	11:50 PM - 11:55 PM	46.1	42.2	02:30 AM - 02:35 AM	47.2	39.4
09:15 PM - 09:20 PM	56.7	49.0	11:55 PM - 12:00 AM	49.7	43.1	02:35 AM - 02:40 AM	46.9	40.1
09:20 PM - 09:25 PM	55.2	47.3	12:00 AM - 12:05 AM	50.6	42.9	02:40 AM - 02:45 AM	43.3	40.4
09:25 PM - 09:30 PM	54.8	47.9	12:05 AM - 12:10 AM	49.9	43.6	02:45 AM - 02:50 AM	45.6	39.9
09:30 PM - 09:35 PM	54.4	46.0	12:10 AM - 12:15 AM	49.9	42.5	02:50 AM - 02:55 AM	48.4	40.3
09:35 PM - 09:40 PM	51.3	45.7	12:15 AM - 12:20 AM	48.6	41.8	02:55 AM - 03:00 AM	45.5	41.0
09:40 PM - 09:45 PM	52.5	45.7	12:20 AM - 12:25 AM	48.9	42.6	03:00 AM - 03:05 AM	51.6	41.5
09:45 PM - 09:50 PM	51.7	44.7	12:25 AM - 12:30 AM	46.1	41.3	03:05 AM - 03:10 AM	43.0	40.3
09:50 PM - 09:55 PM	51.1	45.5	12:30 AM - 12:35 AM	44.4	41.3	03:10 AM - 03:15 AM	44.2	40.6
09:55 PM - 10:00 PM	50.5	44.9	12:35 AM - 12:40 AM	47.6	42.1	03:15 AM - 03:20 AM	45.1	42.1
10:00 PM - 10:05 PM	49.5	44.3	12:40 AM - 12:45 AM	46.8	41.9	03:20 AM - 03:25 AM	48.4	43.1
10:05 PM - 10:10 PM	49.5	44.2	12:45 AM - 12:50 AM	46.6	42.3	03:25 AM - 03:30 AM	46.7	43.8
10:10 PM - 10:15 PM	52.0	44.7	12:50 AM - 12:55 AM	50.4	42.4	03:30 AM - 03:35 AM	50.3	43.4
10:15 PM - 10:20 PM	54.9	44.5	12:55 AM - 01:00 AM	51.1	41.9	03:35 AM - 03:40 AM	49.6	44.2
10:20 PM - 10:25 PM	56.0	45.2	01:00 AM - 01:05 AM	52.8	41.8	03:40 AM - 03:45 AM	46.4	43.7
10:25 PM - 10:30 PM	49.2	45.5	01:05 AM - 01:10 AM	46.5	41.6	03:45 AM - 03:50 AM	45.5	43.7
10:30 PM - 10:35 PM	49.2	45.8	01:10 AM - 01:15 AM	47.6	41.5	03:50 AM - 03:55 AM	46.0	42.6
10:35 PM - 10:40 PM	49.9	46.6	01:15 AM - 01:20 AM	45.1	41.2	03:55 AM - 04:00 AM	48.7	44.4

The above results are valid only for the analyzed/tested sample(s) as indicated in this report. No part of this report or certificate may be reproduced in any form without written consent from the Laboratory. ALS Laboratory Group (Thailand) strongly recommends that this report is not reproduced except in full.

Approved by
Sarayuth Jittranont
Assistant General Manager

Analysis / Test Report

Client : Rojana Industrial Park Prachinburi Co., Ltd.
141 Moo12, Tambol Hua-Wa, Amphur Sirmahaphot, Prachinburi Thailand 25140

Lot ID: 2646349
Date Received :Jun 15, 2026
Date Reported :Jun 20, 2026
Report Number :3597357-1

P/O : RJN.PJ-025/68
Project Name : Prachinburi
Project Location :

Sample Number 2646349-8
Parameter Noise Level (Leq 5 min)
Location บ้านหนองระแนตร (N2) (GPS 47P 0772913, 1534056)
Measurement Date Jun 06 - Jun 07, 2026
Measurement by Nontachai Uppathamp
Sound Level meter Serial No. 00296517

Jun 07, 2026 Time	Leq dB(A)	L90 dB(A)	Jun 07, 2026 Time	Leq dB(A)	L90 dB(A)	Jun 07, 2026 Time	Leq dB(A)	L90 dB(A)
04:00 AM - 04:05 AM	50.0	44.4	06:40 AM - 06:45 AM	52.2	42.9	09:20 AM - 09:25 AM	58.2	45.5
04:05 AM - 04:10 AM	49.0	44.2	06:45 AM - 06:50 AM	49.9	42.7	09:25 AM - 09:30 AM	62.2	54.9
04:10 AM - 04:15 AM	49.4	44.4	06:50 AM - 06:55 AM	51.8	43.1	09:30 AM - 09:35 AM	58.3	45.0
04:15 AM - 04:20 AM	46.8	44.2	06:55 AM - 07:00 AM	52.5	43.8	09:35 AM - 09:40 AM	58.2	42.8
04:20 AM - 04:25 AM	48.5	44.1	07:00 AM - 07:05 AM	53.3	42.7	09:40 AM - 09:45 AM	54.4	44.7
04:25 AM - 04:30 AM	47.1	44.8	07:05 AM - 07:10 AM	54.9	43.9	09:45 AM - 09:50 AM	52.8	45.6
04:30 AM - 04:35 AM	46.9	45.8	07:10 AM - 07:15 AM	53.2	43.4	09:50 AM - 09:55 AM	51.4	41.2
04:35 AM - 04:40 AM	58.7	46.8	07:15 AM - 07:20 AM	54.0	45.8	09:55 AM - 10:00 AM	48.9	41.0
04:40 AM - 04:45 AM	55.2	46.4	07:20 AM - 07:25 AM	54.4	45.1	10:00 AM - 10:05 AM	51.0	42.8
04:45 AM - 04:50 AM	49.6	46.6	07:25 AM - 07:30 AM	54.7	43.6	10:05 AM - 10:10 AM	49.0	40.0
04:50 AM - 04:55 AM	49.2	46.4	07:30 AM - 07:35 AM	52.6	43.8	10:10 AM - 10:15 AM	57.5	46.5
04:55 AM - 05:00 AM	49.4	46.5	07:35 AM - 07:40 AM	53.8	42.9	10:15 AM - 10:20 AM	53.8	45.0
05:00 AM - 05:05 AM	50.0	46.8	07:40 AM - 07:45 AM	54.9	46.2	10:20 AM - 10:25 AM	55.3	45.1
05:05 AM - 05:10 AM	52.2	48.1	07:45 AM - 07:50 AM	53.9	45.2	10:25 AM - 10:30 AM	49.3	43.8
05:10 AM - 05:15 AM	58.1	48.8	07:50 AM - 07:55 AM	54.0	44.7	10:30 AM - 10:35 AM	49.7	42.7
05:15 AM - 05:20 AM	52.9	48.8	07:55 AM - 08:00 AM	53.1	43.8	10:35 AM - 10:40 AM	53.8	43.0
05:20 AM - 05:25 AM	60.8	53.3	08:00 AM - 08:05 AM	53.2	44.2	10:40 AM - 10:45 AM	50.0	43.2
05:25 AM - 05:30 AM	56.4	54.0	08:05 AM - 08:10 AM	54.5	43.8	10:45 AM - 10:50 AM	53.2	44.7
05:30 AM - 05:35 AM	56.5	51.8	08:10 AM - 08:15 AM	51.5	44.0	10:50 AM - 10:55 AM	51.1	45.8
05:35 AM - 05:40 AM	53.0	49.0	08:15 AM - 08:20 AM	52.4	43.7	10:55 AM - 11:00 AM	55.8	46.0
05:40 AM - 05:45 AM	57.8	50.3	08:20 AM - 08:25 AM	52.0	44.9	11:00 AM - 11:05 AM	54.2	47.0
05:45 AM - 05:50 AM	54.9	47.9	08:25 AM - 08:30 AM	50.4	41.8	11:05 AM - 11:10 AM	51.6	45.7
05:50 AM - 05:55 AM	51.2	47.5	08:30 AM - 08:35 AM	62.1	55.5	11:10 AM - 11:15 AM	50.5	44.0
05:55 AM - 06:00 AM	52.3	48.2	08:35 AM - 08:40 AM	63.1	60.7	11:15 AM - 11:20 AM	51.9	45.1
06:00 AM - 06:05 AM	58.9	47.1	08:40 AM - 08:45 AM	53.4	44.7	11:20 AM - 11:25 AM	54.3	46.3
06:05 AM - 06:10 AM	51.5	45.7	08:45 AM - 08:50 AM	51.3	42.8	11:25 AM - 11:30 AM	53.0	45.8
06:10 AM - 06:15 AM	48.1	43.9	08:50 AM - 08:55 AM	56.3	52.0	11:30 AM - 11:35 AM	54.0	46.1
06:15 AM - 06:20 AM	51.1	43.9	08:55 AM - 09:00 AM	48.2	39.9	11:35 AM - 11:40 AM	54.2	46.0
06:20 AM - 06:25 AM	51.0	42.7	09:00 AM - 09:05 AM	50.4	41.9	11:40 AM - 11:45 AM	51.4	42.2
06:25 AM - 06:30 AM	49.4	43.7	09:05 AM - 09:10 AM	49.1	42.4	11:45 AM - 11:50 AM	51.1	44.5
06:30 AM - 06:35 AM	50.9	43.7	09:10 AM - 09:15 AM	53.7	44.5	11:50 AM - 11:55 AM	51.5	43.5
06:35 AM - 06:40 AM	52.5	45.3	09:15 AM - 09:20 AM	54.2	44.6	11:55 AM - 12:00 PM	52.2	45.5

The above results are valid only for the analyzed/tested sample(s) as indicated in this report. No part of this report or certificate may be reproduced in any form without written consent from the Laboratory. ALS Laboratory Group (Thailand) strongly recommends that this report is not reproduced except in full.

Approved by
Sarayuth Jittranont
Assistant General Manager

ADDRESS 616/10 Moo 5 T. Maenam Khu A. Pluakdaeng Rayong 21140 Thailand | PHONE +66 0 3304 8555 | FAX +66 0 3304 8556
ALS LABORATORY GROUP (THAILAND) CO., LTD. An ALS Limited Company
Life Sciences www.alsglobal.com
RIGHT SOLUTIONS RIGHT PARTNER

Analysis / Test Report

Client : Rojana Industrial Park Prachinburi Co., Ltd.
141 Moo12, Tambol Hua-Wa, Amphur Sirmahaphot, Prachinburi Thailand 25140

Lot ID: 2646349
Date Received :Jun 15, 2026
Date Reported :Jun 20, 2026
Report Number :3597358-1

P/O : RJN.PJ-025/68
Project Name : Prachinburi
Project Location :

Sample Number 2646349-9
Parameter Noise Level (Leq 5 min)
Location บ้านหนองระแนตร (N2) (GPS 47P 0772913, 1534056)
Measurement Date Jun 07 - Jun 08, 2026
Measurement by Nontachai Uppathamp
Sound Level meter Serial No. 00296517

Jun 07, 2026 Time	Leq dB(A)	L90 dB(A)	Jun 07, 2026 Time	Leq dB(A)	L90 dB(A)	Jun 07, 2026 Time	Leq dB(A)	L90 dB(A)
12:00 PM - 12:05 PM	51.7	46.0	02:40 PM - 02:45 PM	50.2	41.2	05:20 PM - 05:25 PM	52.9	44.1
12:05 PM - 12:10 PM	54.8	49.3	02:45 PM - 02:50 PM	49.2	41.0	05:25 PM - 05:30 PM	52.6	42.3
12:10 PM - 12:15 PM	53.6	47.8	02:50 PM - 02:55 PM	49.3	40.2	05:30 PM - 05:35 PM	54.8	44.0
12:15 PM - 12:20 PM	54.7	48.1	02:55 PM - 03:00 PM	48.4	42.2	05:35 PM - 05:40 PM	59.2	48.7
12:20 PM - 12:25 PM	56.6	47.7	03:00 PM - 03:05 PM	47.9	41.1	05:40 PM - 05:45 PM	55.4	42.6
12:25 PM - 12:30 PM	52.5	46.4	03:05 PM - 03:10 PM	52.0	43.1	05:45 PM - 05:50 PM	57.6	43.7
12:30 PM - 12:35 PM	50.6	44.9	03:10 PM - 03:15 PM	51.6	40.9	05:50 PM - 05:55 PM	52.9	42.0
12:35 PM - 12:40 PM	51.6	45.1	03:15 PM - 03:20 PM	49.6	42.7	05:55 PM - 06:00 PM	50.9	41.8
12:40 PM - 12:45 PM	52.0	44.6	03:20 PM - 03:25 PM	50.2	42.4	06:00 PM - 06:05 PM	52.1	42.9
12:45 PM - 12:50 PM	52.0	43.8	03:25 PM - 03:30 PM	49.9	40.0	06:05 PM - 06:10 PM	51.9	45.8
12:50 PM - 12:55 PM	50.4	43.4	03:30 PM - 03:35 PM	51.7	41.8	06:10 PM - 06:15 PM	54.1	47.5
12:55 PM - 01:00 PM	52.5	44.1	03:35 PM - 03:40 PM	47.3	38.7	06:15 PM - 06:20 PM	51.6	44.0
01:00 PM - 01:05 PM	47.6	40.0	03:40 PM - 03:45 PM	48.8	39.5	06:20 PM - 06:25 PM	50.3	40.0
01:05 PM - 01:10 PM	50.5	41.9	03:45 PM - 03:50 PM	50.4	40.5	06:25 PM - 06:30 PM	53.0	42.0
01:10 PM - 01:15 PM	54.0	44.4	03:50 PM - 03:55 PM	50.1	40.7	06:30 PM - 06:35 PM	51.1	42.5
01:15 PM - 01:20 PM	54.2	44.6	03:55 PM - 04:00 PM	49.8	39.8	06:35 PM - 06:40 PM	52.9	44.3
01:20 PM - 01:25 PM	54.7	51.4	04:00 PM - 04:05 PM	47.1	39.2	06:40 PM - 06:45 PM	51.8	44.8
01:25 PM - 01:30 PM	56.1	52.4	04:05 PM - 04:10 PM	52.4	41.2	06:45 PM - 06:50 PM	56.3	46.6
01:30 PM - 01:35 PM	52.3	47.6	04:10 PM - 04:15 PM	48.8	41.9	06:50 PM - 06:55 PM	60.3	59.3
01:35 PM - 01:40 PM	52.2	46.2	04:15 PM - 04:20 PM	50.1	40.4	06:55 PM - 07:00 PM	57.5	52.8
01:40 PM - 01:45 PM	48.8	40.1	04:20 PM - 04:25 PM	55.1	41.2	07:00 PM - 07:05 PM	50.8	48.2
01:45 PM - 01:50 PM	56.4	41.8	04:25 PM - 04:30 PM	51.2	40.8	07:05 PM - 07:10 PM	62.8	48.3
01:50 PM - 01:55 PM	52.7	43.0	04:30 PM - 04:35 PM	52.0	42.6	07:10 PM - 07:15 PM	51.9	49.1
01:55 PM - 02:00 PM	50.1	42.7	04:35 PM - 04:40 PM	49.8	39.6	07:15 PM - 07:20 PM	52.7	49.2
02:00 PM - 02:05 PM	51.4	47.4	04:40 PM - 04:45 PM	47.0	39.4	07:20 PM - 07:25 PM	52.9	49.4
02:05 PM - 02:10 PM	49.7	44.4	04:45 PM - 04:50 PM	47.8	38.7	07:25 PM - 07:30 PM	52.0	48.4
02:10 PM - 02:15 PM	51.7	45.4	04:50 PM - 04:55 PM	53.0	39.5	07:30 PM - 07:35 PM	53.1	47.5
02:15 PM - 02:20 PM	51.6	45.0	04:55 PM - 05:00 PM	50.5	41.2	07:35 PM - 07:40 PM	49.6	48.4
02:20 PM - 02:25 PM	51.5	45.6	05:00 PM - 05:05 PM	54.6	44.8	07:40 PM - 07:45 PM	53.3	49.2
02:25 PM - 02:30 PM	48.6	41.5	05:05 PM - 05:10 PM	49.3	42.6	07:45 PM - 07:50 PM	51.7	49.0
02:30 PM - 02:35 PM	52.9	42.8	05:10 PM - 05:15 PM	52.1	42.4	07:50 PM - 07:55 PM	55.6	48.8
02:35 PM - 02:40 PM	50.2	40.9	05:15 PM - 05:20 PM	51.9	42.1	07:55 PM - 08:00 PM	53.1	48.9

The above results are valid only for the analyzed/tested sample(s) as indicated in this report. No part of this report or certificate may be reproduced in any form without written consent from the Laboratory. ALS Laboratory Group (Thailand) strongly recommends that this report is not reproduced except in full.

Approved by
Sarayuth Jittranont
Assistant General Manager

ADDRESS 616/10 Moo 5 T. Maenam Khu A. Pluakdaeng Rayong 21140 Thailand | PHONE +66 0 3304 8555 | FAX +66 0 3304 8556
ALS LABORATORY GROUP (THAILAND) CO., LTD. An ALS Limited Company
Life Sciences www.alsglobal.com
RIGHT SOLUTIONS RIGHT PARTNER

Analysis / Test Report

Client : Rojana Industrial Park Prachinburi Co., Ltd.
141 Moo12, Tambol Hua-Wa, Amphur Sirmahaphot, Prachinburi Thailand 25140

Lot ID: 2646349
Date Received :Jun 15, 2026
Date Reported :Jun 20, 2026
Report Number :3597358-1

P/O : RJN.PJ-025/68
Project Name : Prachinburi
Project Location :

Sample Number 2646349-9
Parameter Noise Level (Leq 5 min)
Location บ้านหนองระแนตร (N2) (GPS 47P 0772913, 1534056)
Measurement Date Jun 07 - Jun 08, 2026
Measurement by Nontachai Uppathamp
Sound Level meter Serial No. 00296517

Jun 07, 2026 Time	Leq dB(A)	L90 dB(A)	Jun 07 - Jun 08, 2026 Time	Leq dB(A)	L90 dB(A)	Jun 08, 2026 Time	Leq dB(A)	L90 dB(A)
08:00 PM - 08:05 PM	53.4	48.5	10:40 PM - 10:45 PM	49.4	47.2	01:20 AM - 01:25 AM	46.5	43.6
08:05 PM - 08:10 PM	54.4	49.0	10:45 PM - 10:50 PM	48.7	46.6	01:25 AM - 01:30 AM	45.1	43.6
08:10 PM - 08:15 PM	52.5	48.0	10:50 PM - 10:55 PM	49.4	47.5	01:30 AM - 01:35 AM	45.2	43.4
08:15 PM - 08:20 PM	49.7	47.5	10:55 PM - 11:00 PM	51.6	48.0	01:35 AM - 01:40 AM	44.7	43.5
08:20 PM - 08:25 PM	50.4	47.8	11:00 PM - 11:05 PM	53.2	47.9	01:40 AM - 01:45 AM	45.8	43.1
08:25 PM - 08:30 PM	50.5	47.9	11:05 PM - 11:10 PM	50.7	47.3	01:45 AM - 01:50 AM	45.0	43.7
08:30 PM - 08:35 PM	51.8	47.9	11:10 PM - 11:15 PM	51.6	49.3	01:50 AM - 01:55 AM	44.2	43.0
08:35 PM - 08:40 PM	52.1	47.6	11:15 PM - 11:20 PM	50.5	47.2	01:55 AM - 02:00 AM	43.1	41.7
08:40 PM - 08:45 PM	53.8	47.1	11:20 PM - 11:25 PM	49.6	45.9	02:00 AM - 02:05 AM	42.9	41.5
08:45 PM - 08:50 PM	56.5	46.9	11:25 PM - 11:30 PM	49.8	45.6	02:05 AM - 02:10 AM	46.6	42.3
08:50 PM - 08:55 PM	53.0	46.7	11:30 PM - 11:35 PM	51.2	47.7	02:10 AM - 02:15 AM	44.2	42.8
08:55 PM - 09:00 PM	54.8	46.5	11:35 PM - 11:40 PM	54.1	48.9	02:15 AM - 02:20 AM	46.0	43.1
09:00 PM - 09:05 PM	51.9	46.6	11:40 PM - 11:45 PM	51.3	48.1	02:20 AM - 02:25 AM	44.9	43.0
09:05 PM - 09:10 PM	50.6	47.0	11:45 PM - 11:50 PM	50.0	47.3	02:25 AM - 02:30 AM	44.5	42.9
09:10 PM - 09:15 PM	54.0	46.5	11:50 PM - 11:55 PM	50.2	48.1	02:30 AM - 02:35 AM	45.0	42.8
09:15 PM - 09:20 PM	49.2	46.5	11:55 PM - 12:00 AM	50.1	46.7	02:35 AM - 02:40 AM	45.7	42.5
09:20 PM - 09:25 PM	47.8	46.2	12:00 AM - 12:05 AM	48.8	46.7	02:40 AM - 02:45 AM	43.8	42.6
09:25 PM - 09:30 PM	49.2	46.6	12:05 AM - 12:10 AM	50.6	46.4	02:45 AM - 02:50 AM	43.9	42.4
09:30 PM - 09:35 PM	49.1	47.0	12:10 AM - 12:15 AM	50.7	46.7	02:50 AM - 02:55 AM	44.7	43.1
09:35 PM - 09:40 PM	47.8	46.3	12:15 AM - 12:20 AM	53.5	46.2	02:55 AM - 03:00 AM	44.6	42.7
09:40 PM - 09:45 PM	49.6	47.1	12:20 AM - 12:25 AM	48.2	44.8	03:00 AM - 03:05 AM	46.5	42.7
09:45 PM - 09:50 PM	49.5	47.7	12:25 AM - 12:30 AM	45.1	42.9	03:05 AM - 03:10 AM	44.7	42.3
09:50 PM - 09:55 PM	50.2	47.1	12:30 AM - 12:35 AM	46.9	43.1	03:10 AM - 03:15 AM	43.2	41.4
09:55 PM - 10:00 PM	50.2	46.7	12:35 AM - 12:40 AM	47.9	44.0	03:15 AM - 03:20 AM	44.0	42.4
10:00 PM - 10:05 PM	49.2	46.4	12:40 AM - 12:45 AM	47.4	44.3	03:20 AM - 03:25 AM	45.7	43.0
10:05 PM - 10:10 PM	48.0	46.9	12:45 AM - 12:50 AM	50.7	43.1	03:25 AM - 03:30 AM	44.0	41.8
10:10 PM - 10:15 PM	51.3	46.7	12:50 AM - 12:55 AM	44.8	42.2	03:30 AM - 03:35 AM	43.4	40.5
10:15 PM - 10:20 PM	49.9	46.8	12:55 AM - 01:00 AM	44.6	40.8	03:35 AM - 03:40 AM	47.2	41.7
10:20 PM - 10:25 PM	50.1	47.0	01:00 AM - 01:05 AM	42.6	40.9	03:40 AM - 03:45 AM	43.6	41.6
10:25 PM - 10:30 PM	49.0	46.6	01:05 AM - 01:10 AM	43.5	41.6	03:45 AM - 03:50 AM	46.3	42.2
10:30 PM - 10:35 PM	46.9	46.0	01:10 AM - 01:15 AM	44.8	42.6	03:50 AM - 03:55 AM	43.9	41.8
10:35 PM - 10:40 PM	49.7	46.8	01:15 AM - 01:20 AM	44.7	42.6	03:55 AM - 04:00 AM	45.1	42.5

The above results are valid only for the analyzed/tested sample(s) as indicated in this report. No part of this report or certificate may be reproduced in any form without written consent from the Laboratory. ALS Laboratory Group (Thailand) strongly recommends that this report is not reproduced except in full.

Approved by
Sarayuth Jittranont
Assistant General Manager

ADDRESS 616/10 Moo 5 T. Maenam Khu A. Pluakdaeng Rayong 21140 Thailand | PHONE +66 0 3304 8555 | FAX +66 0 3304 8556
ALS LABORATORY GROUP (THAILAND) CO., LTD. An ALS Limited Company
Life Sciences www.alsglobal.com
RIGHT SOLUTIONS RIGHT PARTNER

Analysis / Test Report

Client : Rojana Industrial Park Prachinburi Co., Ltd.
141 Moo12, Tambol Hua-Wa, Amphur Sirmahaphot, Prachinburi Thailand 25140

Lot ID: 2646349
Date Received :Jun 15, 2026
Date Reported :Jun 20, 2026
Report Number :3597358-1

P/O : RJN.PJ-025/68
Project Name : Prachinburi
Project Location :

Sample Number 2646349-9
Parameter Noise Level (Leq 5 min)
Location บ้านหนองระแนตร (N2) (GPS 47P 0772913, 1534056)
Measurement Date Jun 07 - Jun 08, 2026
Measurement by Nontachai Uppathamp
Sound Level meter Serial No. 00296517

Jun 08, 2026 Time	Leq dB(A)	L90 dB(A)	Jun 08, 2026 Time	Leq dB(A)	L90 dB(A)	Jun 08, 2026 Time	Leq dB(A)	L90 dB(A)
04:00 AM - 04:05 AM	46.0	42.4	06:40 AM - 06:45 AM	58.0	48.1	09:20 AM - 09:25 AM	50.9	44.9
04:05 AM - 04:10 AM	54.4	43.3	06:45 AM - 06:50 AM	53.7	44.4	09:25 AM - 09:30 AM	53.3	43.1
04:10 AM - 04:15 AM	54.2	43.1	06:50 AM - 06:55 AM	56.5	46.9	09:30 AM - 09:35 AM	52.9	42.7
04:15 AM - 04:20 AM	46.2	43.7	06:55 AM - 07:00 AM	55.0	48.6	09:35 AM - 09:40 AM	50.6	43.5
04:20 AM - 04:25 AM	45.3	43.5	07:00 AM - 07:05 AM	56.9	49.9	09:40 AM - 09:45 AM	53.2	44.3
04:25 AM - 04:30 AM	46.1	44.0	07:05 AM - 07:10 AM	56.7	48.5	09:45 AM - 09:50 AM	53.7	45.3
04:30 AM - 04:35 AM	49.0	44.3	07:10 AM - 07:15 AM	57.1	50.4	09:50 AM - 09:55 AM	52.4	44.6
04:35 AM - 04:40 AM	55.4	45.8	07:15 AM - 07:20 AM	58.8	51.5	09:55 AM - 10:00 AM	54.5	45.2
04:40 AM - 04:45 AM	54.5	45.7	07:20 AM - 07:25 AM	58.8	51.1	10:00 AM - 10:05 AM	54.8	44.1
04:45 AM - 04:50 AM	47.5	45.2	07:25 AM - 07:30 AM	59.1	50.7	10:05 AM - 10:10 AM	54.1	42.8
04:50 AM - 04:55 AM	47.1	44.7	07:30 AM - 07:35 AM	58.0	51.0	10:10 AM - 10:15 AM	53.8	47.3
04:55 AM - 05:00 AM	48.8	44.8	07:35 AM - 07:40 AM	59.0	49.7	10:15 AM - 10:20 AM	50.6	42.2
05:00 AM - 05:05 AM	48.6	45.3	07:40 AM - 07:45 AM	59.2	51.2	10:20 AM - 10:25 AM	51.6	43.9
05:05 AM - 05:10 AM	47.5	45.7	07:45 AM - 07:50 AM	58.2	52.3	10:25 AM - 10:30 AM	56.0	46.5
05:10 AM - 05:15 AM	49.0	46.2	07:50 AM - 07:55 AM	57.6	46.8	10:30 AM - 10:35 AM	63.3	60.8
05:15 AM - 05:20 AM	48.1	45.8	07:55 AM - 08:00 AM	55.0	44.8	10:35 AM - 10:40 AM	69.7	65.5
05:20 AM - 05:25 AM	66.3	47.1	08:00 AM - 08:05 AM	54.0	44.4	10:40 AM - 10:45 AM	71.8	70.7
05:25 AM - 05:30 AM	70.3	56.7	08:05 AM - 08:10 AM	54.7	49.5	10:45 AM - 10:50 AM	73.1	68.0
05:30 AM - 05:35 AM	58.4	54.9	08:10 AM - 08:15 AM	55.4	43.4	10:50 AM - 10:55 AM	60.5	52.9
05:35 AM - 05:40 AM	53.7	48.8	08:15 AM - 08:20 AM	54.1	40.6	10:55 AM - 11:00 AM	53.7	49.3
05:40 AM - 05:45 AM	52.6	48.3	08:20 AM - 08:25 AM	58.3	48.2	11:00 AM - 11:05 AM	58.1	49.5
05:45 AM - 05:50 AM	53.4	48.6	08:25 AM - 08:30 AM	53.3	46.0	11:05 AM - 11:10 AM	55.9	46.5
05:50 AM - 05:55 AM	53.1	47.5	08:30 AM - 08:35 AM	54.7	46.8	11:10 AM - 11:15 AM	53.8	44.2
05:55 AM - 06:00 AM	51.9	47.2	08:35 AM - 08:40 AM	53.3	46.5	11:15 AM - 11:20 AM	53.2	45.9
06:00 AM - 06:05 AM	52.9	46.4	08:40 AM - 08:45 AM	54.7	46.2	11:20 AM - 11:25 AM	52.1	42.9
06:05 AM - 06:10 AM	50.8	46.0	08:45 AM - 08:50 AM	55.7	46.4	11:25 AM - 11:30 AM	53.4	42.5
06:10 AM - 06:15 AM	54.4	45.2	08:50 AM - 08:55 AM	53.9	43.1	11:30 AM - 11:35 AM	53.1	43.2
06:15 AM - 06:20 AM	56.6	44.6	08:55 AM - 09:00 AM	54.6	45.3	11:35 AM - 11:40 AM	56.1	42.2
06:20 AM - 06:25 AM	52.8	45.5	09:00 AM - 09:05 AM	53.9	44.8	11:40 AM - 11:45 AM	53.4	39.5
06:25 AM - 06:30 AM	57.1	46.4	09:05 AM - 09:10 AM	54.2	50.0	11:45 AM - 11:50 AM	50.7	39.9
06:30 AM - 06:35 AM	54.0	46.5	09:10 AM - 09:15 AM	51.6	44.0	11:50 AM - 11:55 AM	53.4	41.1
06:35 AM - 06:40 AM	54.1	47.3	09:15 AM - 09:20 AM	54.4	45.9	11:55 AM - 12:00 PM	56.2	43.9

The above results are valid only for the analyzed/tested sample(s) as indicated in this report. No part of this report or certificate may be reproduced in any form without written consent from the Laboratory. ALS Laboratory Group (Thailand) strongly recommends that this report is not reproduced except in full.

Approved by
Sarayuth Jittranont
Assistant General Manager

Analysis / Test Report

Client : Rojana Industrial Park Prachinburi Co., Ltd.
141 Moo12, Tambol Hua-Wa, Amphur Sirmahaphot, Prachinburi Thailand 25140

Lot ID: 2646349
Date Received :Jun 15, 2026
Date Reported :Jun 20, 2026
Report Number :3597359-1

P/O : RJN.PJ-025/68
Project Name : Prachinburi
Project Location :

Sample Number 2646349-10
Parameter Noise Level (Leq 5 min)
Location บ้านหนองระแนตร (N2) (GPS 47P 0772913, 1534056)
Measurement Date Jun 08 - Jun 09, 2026
Measurement by Nontachai Uppathamp
Sound Level meter Serial No. 00296517

Jun 08, 2026 Time	Leq dB(A)	L90 dB(A)	Jun 08 - Jun 09, 2026 Time	Leq dB(A)	L90 dB(A)	Jun 09, 2026 Time	Leq dB(A)	L90 dB(A)
08:00 PM - 08:05 PM	58.7	51.1	10:40 PM - 10:45 PM	47.3	45.0	01:20 AM - 01:25 AM	49.3	43.1
08:05 PM - 08:10 PM	56.1	51.3	10:45 PM - 10:50 PM	49.7	44.6	01:25 AM - 01:30 AM	47.6	43.3
08:10 PM - 08:15 PM	56.8	51.5	10:50 PM - 10:55 PM	49.5	44.5	01:30 AM - 01:35 AM	48.7	43.0
08:15 PM - 08:20 PM	55.9	52.3	10:55 PM - 11:00 PM	48.7	43.3	01:35 AM - 01:40 AM	45.3	43.0
08:20 PM - 08:25 PM	56.2	52.3	11:00 PM - 11:05 PM	50.2	43.9	01:40 AM - 01:45 AM	44.6	43.1
08:25 PM - 08:30 PM	54.3	51.4	11:05 PM - 11:10 PM	48.4	44.7	01:45 AM - 01:50 AM	50.6	42.9
08:30 PM - 08:35 PM	53.0	50.4	11:10 PM - 11:15 PM	47.9	44.4	01:50 AM - 01:55 AM	47.8	42.6
08:35 PM - 08:40 PM	55.3	50.8	11:15 PM - 11:20 PM	49.7	43.6	01:55 AM - 02:00 AM	44.6	42.5
08:40 PM - 08:45 PM	56.7	51.1	11:20 PM - 11:25 PM	53.0	44.7	02:00 AM - 02:05 AM	50.0	42.9
08:45 PM - 08:50 PM	54.8	49.9	11:25 PM - 11:30 PM	48.7	43.3	02:05 AM - 02:10 AM	49.6	44.1
08:50 PM - 08:55 PM	54.9	49.9	11:30 PM - 11:35 PM	49.0	43.7	02:10 AM - 02:15 AM	45.3	43.4
08:55 PM - 09:00 PM	53.7	49.4	11:35 PM - 11:40 PM	48.5	44.7	02:15 AM - 02:20 AM	46.2	44.4
09:00 PM - 09:05 PM	52.4	48.6	11:40 PM - 11:45 PM	47.7	43.7	02:20 AM - 02:25 AM	49.2	43.2
09:05 PM - 09:10 PM	51.4	48.1	11:45 PM - 11:50 PM	49.2	44.9	02:25 AM - 02:30 AM	46.5	44.5
09:10 PM - 09:15 PM	55.2	48.1	11:50 PM - 11:55 PM	48.5	43.7	02:30 AM - 02:35 AM	45.8	44.0
09:15 PM - 09:20 PM	53.8	47.1	11:55 PM - 12:00 AM	47.7	43.4	02:35 AM - 02:40 AM	49.7	44.9
09:20 PM - 09:25 PM	53.1	47.1	12:00 AM - 12:05 AM	49.9	42.6	02:40 AM - 02:45 AM	45.7	44.3
09:25 PM - 09:30 PM	49.0	45.4	12:05 AM - 12:10 AM	49.0	42.3	02:45 AM - 02:50 AM	45.4	43.9
09:30 PM - 09:35 PM	52.2	47.1	12:10 AM - 12:15 AM	49.1	43.0	02:50 AM - 02:55 AM	45.1	43.8
09:35 PM - 09:40 PM	53.1	47.1	12:15 AM - 12:20 AM	49.4	43.7	02:55 AM - 03:00 AM	45.1	44.0
09:40 PM - 09:45 PM	53.8	47.3	12:20 AM - 12:25 AM	44.8	42.7	03:00 AM - 03:05 AM	47.8	44.2
09:45 PM - 09:50 PM	51.4	47.1	12:25 AM - 12:30 AM	53.1	42.9	03:05 AM - 03:10 AM	49.4	43.2
09:50 PM - 09:55 PM	50.7	47.0	12:30 AM - 12:35 AM	44.5	42.5	03:10 AM - 03:15 AM	45.6	44.1
09:55 PM - 10:00 PM	51.6	47.1	12:35 AM - 12:40 AM	48.4	42.9	03:15 AM - 03:20 AM	47.5	44.2
10:00 PM - 10:05 PM	52.0	48.0	12:40 AM - 12:45 AM	53.0	43.1	03:20 AM - 03:25 AM	47.7	44.0
10:05 PM - 10:10 PM	53.0	47.7	12:45 AM - 12:50 AM	48.2	42.5	03:25 AM - 03:30 AM	48.7	44.3
10:10 PM - 10:15 PM	54.7	47.6	12:50 AM - 12:55 AM	47.4	42.1	03:30 AM - 03:35 AM	45.6	44.0
10:15 PM - 10:20 PM	51.7	47.3	12:55 AM - 01:00 AM	45.4	42.4	03:35 AM - 03:40 AM	53.6	43.1
10:20 PM - 10:25 PM	50.5	47.3	01:00 AM - 01:05 AM	44.1	42.1	03:40 AM - 03:45 AM	47.6	43.1
10:25 PM - 10:30 PM	50.8	47.3	01:05 AM - 01:10 AM	45.4	43.3	03:45 AM - 03:50 AM	45.7	43.8
10:30 PM - 10:35 PM	49.7	46.2	01:10 AM - 01:15 AM	45.9	42.7	03:50 AM - 03:55 AM	47.2	44.5
10:35 PM - 10:40 PM	50.4	45.7	01:15 AM - 01:20 AM	47.7	42.3	03:55 AM - 04:00 AM	46.2	44.1

The above results are valid only for the analyzed/tested sample(s) as indicated in this report. No part of this report or certificate may be reproduced in any form without written consent from the Laboratory. ALS Laboratory Group (Thailand) strongly recommends that this report is not reproduced except in full.

Approved by
Sarayuth Jittranont
Assistant General Manager

Analysis / Test Report

Client : Rojana Industrial Park Prachinburi Co., Ltd.
141 Moo12, Tambol Hua-Wa, Amphur Sirmahaphot, Prachinburi Thailand 25140

Lot ID: 2646349
Date Received :Jun 15, 2026
Date Reported :Jun 20, 2026
Report Number :3597357-1

P/O : RJN.PJ-025/68
Project Name : Prachinburi
Project Location :

Sample Number 2646349-10
Parameter Noise Level (Leq 5 min)
Location บ้านหนองระแนตร (N2) (GPS 47P 0772913, 1534056)
Measurement Date Jun 08 - Jun 09, 2026
Measurement by Nontachai Uppathamp
Sound Level meter Serial No. 00296517

Jun 08, 2026 Time	Leq dB(A)	L90 dB(A)	Jun 08, 2026 Time	Leq dB(A)	L90 dB(A)	Jun 08, 2026 Time	Leq dB(A)	L90 dB(A)
12:00 PM - 12:05 PM	52.6	42.6	02:40 PM - 02:45 PM	53.5	45.5	05:20 PM - 05:25 PM	55.7	46.6
12:05 PM - 12:10 PM	52.4	41.6	02:45 PM - 02:50 PM	62.9	47.1	05:25 PM - 05:30 PM	57.4	48.8
12:10 PM - 12:15 PM	52.4	42.3	02:50 PM - 02:55 PM	58.0	50.9	05:30 PM - 05:35 PM	57.5	51.2
12:15 PM - 12:20 PM	52.1	39.9	02:55 PM - 03:00 PM	59.5	53.1	05:35 PM - 05:40 PM	54.1	44.3
12:20 PM - 12:25 PM	52.2	43.8	03:00 PM - 03:05 PM	60.5	54.4	05:40 PM - 05:45 PM	52.4	45.0
12:25 PM - 12:30 PM	53.2	43.3	03:05 PM - 03:10 PM	58.3	50.3	05:45 PM - 05:50 PM	54.4	44.8
12:30 PM - 12:35 PM	55.5	43.8	03:10 PM - 03:15 PM	57.1	49.3	05:50 PM - 05:55 PM	53.3	42.9
12:35 PM - 12:40 PM	57.4	42.6	03:15 PM - 03:20 PM	55.3	50.2	05:55 PM - 06:00 PM	54.3	41.9
12:40 PM - 12:45 PM	55.7	46.0	03:20 PM - 03:25 PM	59.3	50.5	06:00 PM - 06:05 PM	52.8	40.6
12:45 PM - 12:50 PM	55.5	44.7	03:25 PM - 03:30 PM	70.7	67.5	06:05 PM - 06:10 PM	51.4	42.3
12:50 PM - 12:55 PM	53.9	44.3	03:30 PM - 03:35 PM	72.3	67.2	06:10 PM - 06:15 PM	56.3	43.6
12:55 PM - 01:00 PM	55.8	46.2	03:35 PM - 03:40 PM	71.5	69.2	06:15 PM - 06:20 PM	55.5	46.5
01:00 PM - 01:05 PM	55.0	45.8	03:40 PM - 03:45 PM	71.3	66.8	06:20 PM - 06:25 PM	59.0	49.1
01:05 PM - 01:10 PM	50.7	43.4	03:45 PM - 03:50 PM	64.7	56.3	06:25 PM - 06:30 PM	54.3	49.9
01:10 PM - 01:15 PM	52.8	44.6	03:50 PM - 03:55 PM	57.4	52.1	06:30 PM - 06:35 PM	55.4	50.0
01:15 PM - 01:20 PM	50.0	43.3	03:55 PM - 04:00 PM	53.5	49.2	06:35 PM - 06:40 PM	58.9	54.4
01:20 PM - 01:25 PM	52.1	43.0	04:00 PM - 04:05 PM	55.3	47.6	06:40 PM - 06:45 PM	61.3	59.8
01:25 PM - 01:30 PM	57.2	46.9	04:05 PM - 04:10 PM	55.3	47.1	06:45 PM - 06:50 PM	59.4	56.2
01:30 PM - 01:35 PM	54.4	44.0	04:10 PM - 04:15 PM	53.0	47.2	06:50 PM - 06:55 PM	55.8	51.7
01:35 PM - 01:40 PM	54.7	47.3	04:15 PM - 04:20 PM	56.1	45.3	06:55 PM - 07:00 PM	54.8	49.6
01:40 PM - 01:45 PM	57.3	46.8	04:20 PM - 04:25 PM	50.8	44.6	07:00 PM - 07:05 PM	59.5	48.8
01:45 PM - 01:50 PM	63.5	58.6	04:25 PM - 04:30 PM	52.7	44.6	07:05 PM - 07:10 PM	56.0	50.7
01:50 PM - 01:55 PM	59.7	49.8	04:30 PM - 04:35 PM	53.9	46.4	07:10 PM - 07:15 PM	55.9	50.7
01:55 PM - 02:00 PM	61.5	47.8	04:35 PM - 04:40 PM	51.9	45.5	07:15 PM - 07:20 PM	56.8	51.4
02:00 PM - 02:05 PM	55.1	47.2	04:40 PM - 04:45 PM	51.3	43.7	07:20 PM - 07:25 PM	56.0	52.0
02:05 PM - 02:10 PM	53.8	45.4	04:45 PM - 04:50 PM	56.0	46.2	07:25 PM - 07:30 PM	58.3	52.6
02:10 PM - 02:15 PM	53.3	42.8	04:50 PM - 04:55 PM	54.0	45.7	07:30 PM - 07:35 PM	58.5	52.4
02:15 PM - 02:20 PM	57.7	45.9	04:55 PM - 05:00 PM	54.1	45.7	07:35 PM - 07:40 PM	57.6	52.4
02:20 PM - 02:25 PM	52.7	43.9	05:00 PM - 05:05 PM	54.5	45.7	07:40 PM - 07:45 PM	56.8	51.3
02:25 PM - 02:30 PM	53.4	44.2	05:05 PM - 05:10 PM	55.5	47.9	07:45 PM - 07:50 PM	55.7	50.9
02:30 PM - 02:35 PM	51.9	45.7	05:10 PM - 05:15 PM	57.4	51.5	07:50 PM - 07:55 PM	54.6	51.4
02:35 PM - 02:40 PM	54.1	44.0	05:15 PM - 05:20 PM	56.9	50.2	07:55 PM - 08:00 PM	56.9	52.0

The above results are valid only for the analyzed/tested sample(s) as indicated in this report. No part of this report or certificate may be reproduced in any form without written consent from the Laboratory. ALS Laboratory Group (Thailand) strongly recommends that this report is not reproduced except in full.

Approved by
Sarayuth Jittranont
Assistant General Manager

Analysis / Test Report

Client : Rojana Industrial Park Prachinburi Co., Ltd.
141 Moo12, Tambol Hua-Wa, Amphur Sirmahaphot, Prachinburi Thailand 25140

Lot ID: 2646349
Date Received :Jun 15, 2026
Date Reported :Jun 20, 2026
Report Number :3597359-1

P/O : RJN.PJ-025/68
Project Name : Prachinburi
Project Location :

Sample Number 2646349-10
Parameter Noise Level (Leq 5 min)
Location บ้านหนองระแนตร (N2) (GPS 47P 0772913, 1534056)
Measurement Date Jun 08 - Jun 09, 2026
Measurement by Nontachai Uppathamp
Sound Level meter Serial No. 00296517

Jun 09, 2026 Time	Leq dB(A)	L90 dB(A)	Jun 09, 2026 Time	Leq dB(A)	L90 dB(A)	Jun 09, 2026 Time	Leq dB(A)	L90 dB(A)
04:00 AM - 04:05 AM	51.1	45.5	06:40 AM - 06:45 AM	55.4	46.4	09:20 AM - 09:25 AM	60.9	48.5
04:05 AM - 04:10 AM	46.8	45.7	06:45 AM - 06:50 AM	56.6	47.9	09:25 AM - 09:30 AM	63.4	45.6
04:10 AM - 04:15 AM	49.3	45.8	06:50 AM - 06:55 AM	54.6	46.1	09:30 AM - 09:35 AM	55.0	44.4
04:15 AM - 04:20 AM	50.2	45.4	06:55 AM - 07:00 AM	56.9	47.3	09:35 AM - 09:40 AM	54.8	45.3
04:20 AM - 04:25 AM	47.8	45.9	07:00 AM - 07:05 AM	54.3	45.9	09:40 AM - 09:45 AM	54.5	43.8
04:25 AM - 04:30 AM	48.2	46.4	07:05 AM - 07:10 AM	55.8	48.6	09:45 AM - 09:50 AM	59.8	47.3
04:30 AM - 04:35 AM	47.9	46.2	07:10 AM - 07:15 AM	58.1	48.2	09:50 AM - 09:55 AM	60.7	45.3
04:35 AM - 04:40 AM	56.7	47.2	07:15 AM - 07:20 AM	59.3	50.9	09:55 AM - 10:00 AM	60.7	46.3
04:40 AM - 04:45 AM	54.0	46.1	07:20 AM - 07:25 AM	58.7	50.9	10:00 AM - 10:05 AM	58.7	43.7
04:45 AM - 04:50 AM	52.1	47.6	07:25 AM - 07:30 AM	59.3	52.2	10:05 AM - 10:10 AM	53.3	44.3
04:50 AM - 04:55 AM	48.9	47.2	07:30 AM - 07:35 AM	58.8	51.9	10:10 AM - 10:15 AM	62.1	42.8
04:55 AM - 05:00 AM	48.8	46.6	07:35 AM - 07:40 AM	61.2	51.8	10:15 AM - 10:20 AM	51.9	42.1
05:00 AM - 05:05 AM	55.6	46.0	07:40 AM - 07:45 AM	61.0	52.1	10:20 AM - 10:25 AM	53.6	42.1
05:05 AM - 05:10 AM	56.8	49.2	07:45 AM - 07:50 AM	57.3	49.0	10:25 AM - 10:30 AM	50.2	41.2
05:10 AM - 05:15 AM	54.4	48.9	07:50 AM - 07:55 AM	57.3	47.6	10:30 AM - 10:35 AM	54.9	43.6
05:15 AM - 05:20 AM	51.5	48.6	07:55 AM - 08:00 AM	55.3	48.7	10:35 AM - 10:40 AM	55.1	42.8
05:20 AM - 05:25 AM	57.8	49.9	08:00 AM - 08:05 AM	56.9	48.1	10:40 AM - 10:45 AM	54.6	41.7
05:25 AM - 05:30 AM	58.0	56.8	08:05 AM - 08:10 AM	56.8	48.2	10:45 AM - 10:50 AM	56.7	43.7
05:30 AM - 05:35 AM	57.2	54.5	08:10 AM - 08:15 AM	59.3	48.1	10:50 AM - 10:55 AM	57.0	43.7
05:35 AM - 05:40 AM	54.7	50.1	08:15 AM - 08:20 AM	55.7	46.9	10:55 AM - 11:00 AM	53.3	41.7
05:40 AM - 05:45 AM	60.0	51.6	08:20 AM - 08:25 AM	54.1	43.3	11:00 AM - 11:05 AM	52.6	42.8
05:45 AM - 05:50 AM	55.1	50.0	08:25 AM - 08:30 AM	53.8	46.2	11:05 AM - 11:10 AM	48.8	42.2
05:50 AM - 05:55 AM	53.1	48.6	08:30 AM - 08:35 AM	57.3	51.1	11:10 AM - 11:15 AM	51.3	42.8
05:55 AM - 06:00 AM	54.4	47.4	08:35 AM - 08:40 AM	54.1	46.3	11:15 AM - 11:20 AM	52.9	44.6
06:00 AM - 06:05 AM	53.1	47.6	08:40 AM - 08:45 AM	53.8	45.8	11:20 AM - 11:25 AM	55.4	42.9
06:05 AM - 06:10 AM	51.0	46.3	08:45 AM - 08:50 AM	51.5	44.4	11:25 AM - 11:30 AM	57.5	44.9
06:10 AM - 06:15 AM	51.5	44.8	08:50 AM - 08:55 AM	52.6	43.4	11:30 AM - 11:35 AM	50.9	43.6
06:15 AM - 06:20 AM	53.8	44.7	08:55 AM - 09:00 AM	51.4	43.9	11:35 AM - 11:40 AM	51.0	39.3
06:20 AM - 06:25 AM	53.6	44.1	09:00 AM - 09:05 AM	56.9	48.4	11:40 AM - 11:45 AM	52.0	42.2
06:25 AM - 06:30 AM	53.1	45.6	09:05 AM - 09:10 AM	54.4	49.4	11:45 AM - 11:50 AM	50.2	41.7
06:30 AM - 06:35 AM	54.2	44.6	09:10 AM - 09:15 AM	53.6	43.5	11:50 AM - 11:55 AM	69.0	45.6
06:35 AM - 06:40 AM	55.9	45.6	09:15 AM - 09:20 AM	56.1	49.8	11:55 AM - 12:00 PM	57.6	51.0

The above results are valid only for the analyzed/tested sample(s) as indicated in this report. No part of this report or certificate may be reproduced in any form without written consent from the Laboratory. ALS Laboratory Group (Thailand) strongly recommends that this report is not reproduced except in full.

Approved by
Sarayuth Jittranont
Assistant General Manager

Analysis / Test Report

Client : Rojana Industrial Park Prachinburi Co., Ltd.
141 Moo12, Tambol Hua-Wa, Amphur Sirmahaphot, Prachinburi Thailand 25140

Lot ID: 2646349
Date Received :Jun 15, 2026
Date Reported :Jun 20, 2026
Report Number :3597360-1

P/O : RJN.PJ-025/68
Project Name : Prachinburi
Project Location :

Sample Number 2646349-11
Parameter Noise Level (Leq 5 min)
Location บ้านหนองระแนะ (N2) (GPS 47P 0772913, 1534056)
Measurement Date Jun 09 - Jun 10, 2026
Measurement by Nontachai Uppathamp
Sound Level meter Serial No. 00296517

Jun 09, 2026 Time	Leq dB(A)	L90 dB(A)	Jun 09, 2026 Time	Leq dB(A)	L90 dB(A)	Jun 09, 2026 Time	Leq dB(A)	L90 dB(A)
12:00 PM - 12:05 PM	52.9	46.2	02:40 PM - 02:45 PM	52.3	42.1	05:20 PM - 05:25 PM	59.0	49.8
12:05 PM - 12:10 PM	53.8	45.6	02:45 PM - 02:50 PM	50.0	41.3	05:25 PM - 05:30 PM	56.8	48.9
12:10 PM - 12:15 PM	54.2	43.3	02:50 PM - 02:55 PM	56.4	43.1	05:30 PM - 05:35 PM	56.8	45.0
12:15 PM - 12:20 PM	52.0	43.2	02:55 PM - 03:00 PM	52.2	42.4	05:35 PM - 05:40 PM	54.9	44.7
12:20 PM - 12:25 PM	59.1	42.1	03:00 PM - 03:05 PM	52.9	45.0	05:40 PM - 05:45 PM	55.5	44.8
12:25 PM - 12:30 PM	58.0	49.9	03:05 PM - 03:10 PM	50.8	43.7	05:45 PM - 05:50 PM	52.6	42.3
12:30 PM - 12:35 PM	57.8	44.4	03:10 PM - 03:15 PM	52.9	43.2	05:50 PM - 05:55 PM	54.8	42.2
12:35 PM - 12:40 PM	57.5	43.4	03:15 PM - 03:20 PM	51.5	43.1	05:55 PM - 06:00 PM	51.7	40.4
12:40 PM - 12:45 PM	54.7	45.5	03:20 PM - 03:25 PM	52.8	45.0	06:00 PM - 06:05 PM	52.5	43.9
12:45 PM - 12:50 PM	53.6	41.4	03:25 PM - 03:30 PM	49.5	41.6	06:05 PM - 06:10 PM	54.6	42.3
12:50 PM - 12:55 PM	52.9	44.2	03:30 PM - 03:35 PM	52.0	42.8	06:10 PM - 06:15 PM	58.1	50.3
12:55 PM - 01:00 PM	52.4	41.0	03:35 PM - 03:40 PM	51.7	40.9	06:15 PM - 06:20 PM	54.8	50.4
01:00 PM - 01:05 PM	50.9	42.1	03:40 PM - 03:45 PM	56.9	43.5	06:20 PM - 06:25 PM	55.2	52.9
01:05 PM - 01:10 PM	50.5	39.4	03:45 PM - 03:50 PM	50.7	44.4	06:25 PM - 06:30 PM	58.5	55.6
01:10 PM - 01:15 PM	53.3	40.1	03:50 PM - 03:55 PM	49.9	43.1	06:30 PM - 06:35 PM	59.5	57.2
01:15 PM - 01:20 PM	54.8	41.6	03:55 PM - 04:00 PM	52.4	47.0	06:35 PM - 06:40 PM	57.6	55.0
01:20 PM - 01:25 PM	54.8	42.1	04:00 PM - 04:05 PM	55.1	48.4	06:40 PM - 06:45 PM	57.7	55.3
01:25 PM - 01:30 PM	52.0	40.5	04:05 PM - 04:10 PM	58.7	49.7	06:45 PM - 06:50 PM	59.9	57.2
01:30 PM - 01:35 PM	52.5	42.5	04:10 PM - 04:15 PM	56.2	50.2	06:50 PM - 06:55 PM	63.4	58.6
01:35 PM - 01:40 PM	56.8	43.6	04:15 PM - 04:20 PM	53.7	48.1	06:55 PM - 07:00 PM	60.6	56.5
01:40 PM - 01:45 PM	51.6	42.8	04:20 PM - 04:25 PM	54.0	47.6	07:00 PM - 07:05 PM	56.5	54.1
01:45 PM - 01:50 PM	52.1	45.1	04:25 PM - 04:30 PM	54.2	47.3	07:05 PM - 07:10 PM	57.0	54.0
01:50 PM - 01:55 PM	52.5	44.0	04:30 PM - 04:35 PM	57.5	51.4	07:10 PM - 07:15 PM	58.0	53.9
01:55 PM - 02:00 PM	55.6	45.4	04:35 PM - 04:40 PM	54.3	45.9	07:15 PM - 07:20 PM	56.8	53.1
02:00 PM - 02:05 PM	57.3	49.3	04:40 PM - 04:45 PM	54.8	46.4	07:20 PM - 07:25 PM	59.5	52.6
02:05 PM - 02:10 PM	55.4	44.2	04:45 PM - 04:50 PM	55.7	48.7	07:25 PM - 07:30 PM	56.3	51.4
02:10 PM - 02:15 PM	56.1	42.8	04:50 PM - 04:55 PM	54.1	50.8	07:30 PM - 07:35 PM	56.3	52.1
02:15 PM - 02:20 PM	57.9	48.9	04:55 PM - 05:00 PM	54.4	50.6	07:35 PM - 07:40 PM	56.2	51.4
02:20 PM - 02:25 PM	58.4	48.5	05:00 PM - 05:05 PM	54.4	48.5	07:40 PM - 07:45 PM	56.6	51.3
02:25 PM - 02:30 PM	53.0	42.6	05:05 PM - 05:10 PM	57.4	50.1	07:45 PM - 07:50 PM	55.7	51.1
02:30 PM - 02:35 PM	51.3	45.1	05:10 PM - 05:15 PM	56.7	51.7	07:50 PM - 07:55 PM	54.5	50.9
02:35 PM - 02:40 PM	56.0	43.4	05:15 PM - 05:20 PM	57.8	50.0	07:55 PM - 08:00 PM	54.6	51.0

The above results are valid only for the analyzed/tested sample(s) as indicated in this report. No part of this report or certificate may be reproduced in any form without written consent from the Laboratory. ALS Laboratory Group (Thailand) strongly recommends that this report is not reproduced except in full.

Approved by
Sarayuth Jittranont
Assistant General Manager

Analysis / Test Report

Client : Rojana Industrial Park Prachinburi Co., Ltd.
141 Moo12, Tambol Hua-Wa, Amphur Sirmahaphot, Prachinburi Thailand 25140

Lot ID: 2646349
Date Received :Jun 15, 2026
Date Reported :Jun 20, 2026
Report Number :3597360-1

P/O : RJN.PJ-025/68
Project Name : Prachinburi
Project Location :

Sample Number 2646349-11
Parameter Noise Level (Leq 5 min)
Location บ้านหนองระแนะ (N2) (GPS 47P 0772913, 1534056)
Measurement Date Jun 09 - Jun 10, 2026
Measurement by Nontachai Uppathamp
Sound Level meter Serial No. 00296517

Jun 09, 2026 Time	Leq dB(A)	L90 dB(A)	Jun 09 - Jun 10, 2026 Time	Leq dB(A)	L90 dB(A)	Jun 10, 2026 Time	Leq dB(A)	L90 dB(A)
08:00 PM - 08:05 PM	57.2	50.6	10:40 PM - 10:45 PM	47.5	45.4	01:20 AM - 01:25 AM	48.7	45.5
08:05 PM - 08:10 PM	58.1	52.0	10:45 PM - 10:50 PM	48.3	45.8	01:25 AM - 01:30 AM	47.9	45.6
08:10 PM - 08:15 PM	55.5	50.9	10:50 PM - 10:55 PM	52.8	45.8	01:30 AM - 01:35 AM	50.4	45.9
08:15 PM - 08:20 PM	53.9	49.9	10:55 PM - 11:00 PM	48.8	45.3	01:35 AM - 01:40 AM	47.7	45.2
08:20 PM - 08:25 PM	53.2	50.1	11:00 PM - 11:05 PM	48.9	44.9	01:40 AM - 01:45 AM	47.2	45.1
08:25 PM - 08:30 PM	54.5	50.5	11:05 PM - 11:10 PM	47.6	44.7	01:45 AM - 01:50 AM	47.5	45.2
08:30 PM - 08:35 PM	52.7	48.6	11:10 PM - 11:15 PM	49.2	44.8	01:50 AM - 01:55 AM	46.9	44.8
08:35 PM - 08:40 PM	56.3	50.2	11:15 PM - 11:20 PM	49.7	44.6	01:55 AM - 02:00 AM	48.6	44.6
08:40 PM - 08:45 PM	54.9	50.8	11:20 PM - 11:25 PM	48.7	44.3	02:00 AM - 02:05 AM	47.7	44.7
08:45 PM - 08:50 PM	53.4	47.3	11:25 PM - 11:30 PM	49.6	44.5	02:05 AM - 02:10 AM	45.4	43.8
08:50 PM - 08:55 PM	55.7	48.5	11:30 PM - 11:35 PM	46.4	44.8	02:10 AM - 02:15 AM	51.1	43.3
08:55 PM - 09:00 PM	52.2	48.5	11:35 PM - 11:40 PM	48.9	44.9	02:15 AM - 02:20 AM	44.3	42.7
09:00 PM - 09:05 PM	52.9	47.6	11:40 PM - 11:45 PM	48.6	44.9	02:20 AM - 02:25 AM	47.3	43.1
09:05 PM - 09:10 PM	52.5	47.5	11:45 PM - 11:50 PM	48.6	45.6	02:25 AM - 02:30 AM	53.1	43.5
09:10 PM - 09:15 PM	53.2	47.5	11:50 PM - 11:55 PM	48.3	45.9	02:30 AM - 02:35 AM	47.8	43.5
09:15 PM - 09:20 PM	51.8	47.6	11:55 PM - 12:00 AM	51.0	45.7	02:35 AM - 02:40 AM	47.2	44.4
09:20 PM - 09:25 PM	51.4	47.2	12:00 AM - 12:05 AM	50.2	44.9	02:40 AM - 02:45 AM	51.4	44.5
09:25 PM - 09:30 PM	50.0	47.1	12:05 AM - 12:10 AM	49.0	43.8	02:45 AM - 02:50 AM	48.6	44.1
09:30 PM - 09:35 PM	52.6	47.5	12:10 AM - 12:15 AM	50.7	44.2	02:50 AM - 02:55 AM	45.9	43.9
09:35 PM - 09:40 PM	51.5	47.8	12:15 AM - 12:20 AM	49.1	44.8	02:55 AM - 03:00 AM	47.1	43.1
09:40 PM - 09:45 PM	52.1	48.2	12:20 AM - 12:25 AM	52.1	46.1	03:00 AM - 03:05 AM	45.5	43.6
09:45 PM - 09:50 PM	51.8	47.8	12:25 AM - 12:30 AM	48.4	46.3	03:05 AM - 03:10 AM	45.0	43.4
09:50 PM - 09:55 PM	54.9	47.4	12:30 AM - 12:35 AM	50.4	46.3	03:10 AM - 03:15 AM	46.1	43.3
09:55 PM - 10:00 PM	54.0	47.4	12:35 AM - 12:40 AM	49.6	46.8	03:15 AM - 03:20 AM	45.2	43.4
10:00 PM - 10:05 PM	51.2	47.7	12:40 AM - 12:45 AM	48.0	45.8	03:20 AM - 03:25 AM	49.7	43.3
10:05 PM - 10:10 PM	51.7	48.0	12:45 AM - 12:50 AM	47.8	45.2	03:25 AM - 03:30 AM	46.1	43.0
10:10 PM - 10:15 PM	51.3	46.4	12:50 AM - 12:55 AM	49.4	45.7	03:30 AM - 03:35 AM	45.6	43.1
10:15 PM - 10:20 PM	50.2	45.8	12:55 AM - 01:00 AM	48.6	44.9	03:35 AM - 03:40 AM	48.3	43.3
10:20 PM - 10:25 PM	51.3	45.8	01:00 AM - 01:05 AM	47.1	45.3	03:40 AM - 03:45 AM	45.1	43.3
10:25 PM - 10:30 PM	49.8	44.3	01:05 AM - 01:10 AM	51.7	45.9	03:45 AM - 03:50 AM	46.4	43.3
10:30 PM - 10:35 PM	47.8	45.1	01:10 AM - 01:15 AM	47.4	45.8	03:50 AM - 03:55 AM	46.1	43.8
10:35 PM - 10:40 PM	48.0	45.6	01:15 AM - 01:20 AM	49.7	45.3	03:55 AM - 04:00 AM	49.7	43.9

The above results are valid only for the analyzed/tested sample(s) as indicated in this report. No part of this report or certificate may be reproduced in any form without written consent from the Laboratory. ALS Laboratory Group (Thailand) strongly recommends that this report is not reproduced except in full.

Approved by
Sarayuth Jittranont
Assistant General Manager

ADDRESS 616/10 Moo 5 T. Maenam Khu A. Pluakdaeng Rayong 21140 Thailand | PHONE +66 0 3304 8555 | FAX +66 0 3304 8556
ALS LABORATORY GROUP (THAILAND) CO., LTD. An ALS Limited Company
Life Sciences www.alsglobal.com
RIGHT SOLUTIONS RIGHT PARTNER

Analysis / Test Report

Client : Rojana Industrial Park Prachinburi Co., Ltd.
141 Moo12, Tambol Hua-Wa, Amphur Sirmahaphot, Prachinburi Thailand 25140

Lot ID: 2646349
Date Received :Jun 15, 2026
Date Reported :Jun 20, 2026
Report Number :3597360-1

P/O : RJN.PJ-025/68
Project Name : Prachinburi
Project Location :

Sample Number 2646349-11
Parameter Noise Level (Leq 5 min)
Location บ้านหนองระแนะ (N2) (GPS 47P 0772913, 1534056)
Measurement Date Jun 09 - Jun 10, 2026
Measurement by Nontachai Uppathamp
Sound Level meter Serial No. 00296517

Jun 10, 2026 Time	Leq dB(A)	L90 dB(A)	Jun 10, 2026 Time	Leq dB(A)	L90 dB(A)	Jun 10, 2026 Time	Leq dB(A)	L90 dB(A)
04:00 AM - 04:05 AM	45.7	43.8	06:40 AM - 06:45 AM	58.1	49.7	09:20 AM - 09:25 AM	55.8	42.9
04:05 AM - 04:10 AM	45.8	44.0	06:45 AM - 06:50 AM	55.8	49.9	09:25 AM - 09:30 AM	59.5	47.7
04:10 AM - 04:15 AM	49.1	43.1	06:50 AM - 06:55 AM	59.8	48.6	09:30 AM - 09:35 AM	53.3	45.3
04:15 AM - 04:20 AM	46.1	42.3	06:55 AM - 07:00 AM	56.7	49.5	09:35 AM - 09:40 AM	54.3	44.1
04:20 AM - 04:25 AM	47.7	43.4	07:00 AM - 07:05 AM	56.6	50.1	09:40 AM - 09:45 AM	59.5	47.6
04:25 AM - 04:30 AM	46.0	44.2	07:05 AM - 07:10 AM	57.5	51.6	09:45 AM - 09:50 AM	57.7	45.8
04:30 AM - 04:35 AM	53.3	45.5	07:10 AM - 07:15 AM	57.0	50.6	09:50 AM - 09:55 AM	60.4	46.4
04:35 AM - 04:40 AM	55.4	45.9	07:15 AM - 07:20 AM	58.7	50.6	09:55 AM - 10:00 AM	61.3	46.9
04:40 AM - 04:45 AM	48.7	45.2	07:20 AM - 07:25 AM	58.7	49.9	10:00 AM - 10:05 AM	53.4	43.3
04:45 AM - 04:50 AM	47.4	44.4	07:25 AM - 07:30 AM	59.6	51.4	10:05 AM - 10:10 AM	54.4	44.2
04:50 AM - 04:55 AM	46.8	44.2	07:30 AM - 07:35 AM	58.2	51.8	10:10 AM - 10:15 AM	55.3	41.3
04:55 AM - 05:00 AM	49.3	45.4	07:35 AM - 07:40 AM	57.9	49.9	10:15 AM - 10:20 AM	55.6	43.7
05:00 AM - 05:05 AM	52.7	47.5	07:40 AM - 07:45 AM	62.2	52.7	10:20 AM - 10:25 AM	54.2	46.3
05:05 AM - 05:10 AM	54.1	49.6	07:45 AM - 07:50 AM	56.9	47.6	10:25 AM - 10:30 AM	57.9	45.7
05:10 AM - 05:15 AM	53.4	47.5	07:50 AM - 07:55 AM	56.6	49.1	10:30 AM - 10:35 AM	53.5	44.9
05:15 AM - 05:20 AM	53.7	48.0	07:55 AM - 08:00 AM	63.2	58.5	10:35 AM - 10:40 AM	52.4	44.8
05:20 AM - 05:25 AM	58.0	56.6	08:00 AM - 08:05 AM	61.9	50.3	10:40 AM - 10:45 AM	51.7	41.5
05:25 AM - 05:30 AM	57.2	55.1	08:05 AM - 08:10 AM	58.5	47.8	10:45 AM - 10:50 AM	52.3	44.8
05:30 AM - 05:35 AM	54.4	50.3	08:10 AM - 08:15 AM	58.0	50.4	10:50 AM - 10:55 AM	59.5	49.2
05:35 AM - 05:40 AM	55.4	49.4	08:15 AM - 08:20 AM	55.8	46.9	10:55 AM - 11:00 AM	60.4	47.6
05:40 AM - 05:45 AM	54.8	50.0	08:20 AM - 08:25 AM	56.7	45.2	11:00 AM - 11:05 AM	57.2	43.1
05:45 AM - 05:50 AM	55.9	48.7	08:25 AM - 08:30 AM	56.8	43.9	11:05 AM - 11:10 AM	55.0	43.5
05:50 AM - 05:55 AM	54.1	48.0	08:30 AM - 08:35 AM	55.2	45.9	11:10 AM - 11:15 AM	53.7	43.9
05:55 AM - 06:00 AM	55.3	47.1	08:35 AM - 08:40 AM	61.9	52.7	11:15 AM - 11:20 AM	56.2	45.7
06:00 AM - 06:05 AM	58.6	47.0	08:40 AM - 08:45 AM	63.2	61.8	11:20 AM - 11:25 AM	53.6	43.2
06:05 AM - 06:10 AM	51.3	45.2	08:45 AM - 08:50 AM	61.2	45.3	11:25 AM - 11:30 AM	52.1	42.7
06:10 AM - 06:15 AM	52.7	46.3	08:50 AM - 08:55 AM	58.8	44.5	11:30 AM - 11:35 AM	52.3	45.1
06:15 AM - 06:20 AM	52.9	48.0	08:55 AM - 09:00 AM	56.7	45.4	11:35 AM - 11:40 AM	56.7	50.8
06:20 AM - 06:25 AM	55.2	48.6	09:00 AM - 09:05 AM	58.9	42.2	11:40 AM - 11:45 AM	69.4	52.1
06:25 AM - 06:30 AM	59.7	48.7	09:05 AM - 09:10 AM	59.3	48.6	11:45 AM - 11:50 AM	70.8	60.9
06:30 AM - 06:35 AM	57.7	49.3	09:10 AM - 09:15 AM	52.0	44.1	11:50 AM - 11:55 AM	60.0	57.5
06:35 AM - 06:40 AM	58.0	48.5	09:15 AM - 09:20 AM	52.4	42.4	11:55 AM - 12:00 PM	60.0	56.5

The above results are valid only for the analyzed/tested sample(s) as indicated in this report. No part of this report or certificate may be reproduced in any form without written consent from the Laboratory. ALS Laboratory Group (Thailand) strongly recommends that this report is not reproduced except in full.

Approved by
Sarayuth Jittranont
Assistant General Manager

ADDRESS 616/10 Moo 5 T. Maenam Khu A. Pluakdaeng Rayong 21140 Thailand | PHONE +66 0 3304 8555 | FAX +66 0 3304 8556
ALS LABORATORY GROUP (THAILAND) CO., LTD. An ALS Limited Company
Life Sciences www.alsglobal.com
RIGHT SOLUTIONS RIGHT PARTNER

Analysis / Test Report

Client : Rojana Industrial Park Prachinburi Co., Ltd.
141 Moo12, Tambol Hua-Wa, Amphur Sirmahaphot, Prachinburi Thailand 25140

Lot ID: 2646349
Date Received :Jun 15, 2026
Date Reported :Jun 20, 2026
Report Number :3597361-1

P/O : RJN.PJ-025/68
Project Name : Prachinburi
Project Location :

Sample Number 2646349-12
Parameter Noise Level (Leq 5 min)
Location บ้านหนองระแนะ (N2) (GPS 47P 0772913, 1534056)
Measurement Date Jun 10 - Jun 11, 2026
Measurement by Nontachai Uppathamp
Sound Level meter Serial No. 00296517

Jun 10, 2026 Time	Leq dB(A)	L90 dB(A)	Jun 10, 2026 Time	Leq dB(A)	L90 dB(A)	Jun 10, 2026 Time	Leq dB(A)	L90 dB(A)
12:00 PM - 12:05 PM	58.4	55.5	02:40 PM - 02:45 PM	51.5	43.3	05:20 PM - 05:25 PM	54.7	47.3
12:05 PM - 12:10 PM	57.7	51.7	02:45 PM - 02:50 PM	50.2	40.8	05:25 PM - 05:30 PM	57.6	47.0
12:10 PM - 12:15 PM	52.0	49.1	02:50 PM - 02:55 PM	53.3	43.9	05:30 PM - 05:35 PM	53.6	45.3
12:15 PM - 12:20 PM	54.1	48.1	02:55 PM - 03:00 PM	55.5	42.9	05:35 PM - 05:40 PM	53.3	45.9
12:20 PM - 12:25 PM	51.9	45.6	03:00 PM - 03:05 PM	53.4	41.4	05:40 PM - 05:45 PM	53.2	44.5
12:25 PM - 12:30 PM	53.7	45.6	03:05 PM - 03:10 PM	51.0	42.2	05:45 PM - 05:50 PM	54.2	47.9
12:30 PM - 12:35 PM	53.4	45.7	03:10 PM - 03:15 PM	49.8	42.2	05:50 PM - 05:55 PM	60.6	46.4
12:35 PM - 12:40 PM	51.9	44.5	03:15 PM - 03:20 PM	51.6	42.5	05:55 PM - 06:00 PM	55.3	44.4
12:40 PM - 12:45 PM	53.2	43.5	03:20 PM - 03:25 PM	53.7	43.4	06:00 PM - 06:05 PM	52.4	43.8
12:45 PM - 12:50 PM	54.6	44.0	03:25 PM - 03:30 PM	55.3	44.1	06:05 PM - 06:10 PM	52.4	42.1
12:50 PM - 12:55 PM	51.4	43.2	03:30 PM - 03:35 PM	53.3	42.6	06:10 PM - 06:15 PM	54.1	43.4
12:55 PM - 01:00 PM	48.4	41.6	03:35 PM - 03:40 PM	52.8	41.5	06:15 PM - 06:20 PM	51.0	42.6
01:00 PM - 01:05 PM	54.7	44.8	03:40 PM - 03:45 PM	58.1	42.1	06:20 PM - 06:25 PM	55.9	44.0
01:05 PM - 01:10 PM	54.0	43.2	03:45 PM - 03:50 PM	50.2	40.0	06:25 PM - 06:30 PM	56.7	43.2
01:10 PM - 01:15 PM	52.5	45.0	03:50 PM - 03:55 PM	49.8	41.5	06:30 PM - 06:35 PM	50.3	42.1
01:15 PM - 01:20 PM	52.3	43.2	03:55 PM - 04:00 PM	51.6	39.4	06:35 PM - 06:40 PM	53.6	44.1
01:20 PM - 01:25 PM	52.1	42.2	04:00 PM - 04:05 PM	48.9	38.3	06:40 PM - 06:45 PM	56.9	50.3
01:25 PM - 01:30 PM	56.0	44.9	04:05 PM - 04:10 PM	54.3	40.3	06:45 PM - 06:50 PM	62.4	59.2
01:30 PM - 01:35 PM	53.6	41.4	04:10 PM - 04:15 PM	52.2	39.8	06:50 PM - 06:55 PM	61.0	57.4
01:35 PM - 01:40 PM	57.2	41.6	04:15 PM - 04:20 PM	54.2	39.5	06:55 PM - 07:00 PM	58.2	53.8
01:40 PM - 01:45 PM	54.5	42.3	04:20 PM - 04:25 PM	54.7	38.9	07:00 PM - 07:05 PM	55.5	51.3
01:45 PM - 01:50 PM	50.8	42.0	04:25 PM - 04:30 PM	57.5	45.6	07:05 PM - 07:10 PM	57.5	52.6
01:50 PM - 01:55 PM	53.7	42.3	04:30 PM - 04:35 PM	53.8	45.1	07:10 PM - 07:15 PM	58.4	51.5
01:55 PM - 02:00 PM	52.7	41.0	04:35 PM - 04:40 PM	55.7	51.5	07:15 PM - 07:20 PM	58.0	52.7
02:00 PM - 02:05 PM	57.7	43.0	04:40 PM - 04:45 PM	55.4	45.2	07:20 PM - 07:25 PM	58.2	53.5
02:05 PM - 02:10 PM	54.6	45.2	04:45 PM - 04:50 PM	53.1	42.2	07:25 PM - 07:30 PM	57.6	53.4
02:10 PM - 02:15 PM	53.1	44.3	04:50 PM - 04:55 PM	53.3	44.4	07:30 PM - 07:35 PM	57.5	53.5
02:15 PM - 02:20 PM	52.5	44.2	04:55 PM - 05:00 PM	55.6	45.1	07:35 PM - 07:40 PM	57.1	54.0
02:20 PM - 02:25 PM	55.7	44.7	05:00 PM - 05:05 PM	52.5	40.8	07:40 PM - 07:45 PM	57.6	54.5
02:25 PM - 02:30 PM	53.7	43.4	05:05 PM - 05:10 PM	53.9	43.6	07:45 PM - 07:50 PM	57.1	53.4
02:30 PM - 02:35 PM	52.9	42.0	05:10 PM - 05:15 PM	55.9	48.4	07:50 PM - 07:55 PM	56.4	52.9
02:35 PM - 02:40 PM	53.0	41.9	05:15 PM - 05:20 PM	56.8	48.2	07:55 PM - 08:00 PM	58.8	52.4

The above results are valid only for the analyzed/tested sample(s) as indicated in this report. No part of this report or certificate may be reproduced in any form without written consent from the Laboratory. ALS Laboratory Group (Thailand) strongly recommends that this report is not reproduced except in full.

Approved by
Sarayuth Jittranont
Assistant General Manager

ADDRESS 616/10 Moo 5 T. Maenam Khu A. Pluakdaeng Rayong 21140 Thailand | PHONE +66 0 3304 8555 | FAX +66 0 3304 8556
ALS LABORATORY GROUP (THAILAND) CO., LTD. An ALS Limited Company
Life Sciences www.alsglobal.com
RIGHT SOLUTIONS RIGHT PARTNER

Analysis / Test Report

Client : Rojana Industrial Park Prachinburi Co., Ltd.
141 Moo12, Tambol Hua-Wa, Amphur Sirmahaphot, Prachinburi Thailand 25140

Lot ID: 2646349
Date Received :Jun 15, 2026
Date Reported :Jun 20, 2026
Report Number :3597361-1

P/O : RJN.PJ-025/68
Project Name : Prachinburi
Project Location :

Sample Number 2646349-12
Parameter Noise Level (Leq 5 min)
Location บ้านหนองระแนะ (N2) (GPS 47P 0772913, 1534056)
Measurement Date Jun 10 - Jun 11, 2026
Measurement by Nontachai Uppathamp
Sound Level meter Serial No. 00296517

Jun 10, 2026 Time	Leq dB(A)	L90 dB(A)	Jun 10 - Jun 11, 2026 Time	Leq dB(A)	L90 dB(A)	Jun 11, 2026 Time	Leq dB(A)	L90 dB(A)
08:00 PM - 08:05 PM	56.0	52.2	10:40 PM - 10:45 PM	49.7	48.3	01:20 AM - 01:25 AM	46.0	43.3
08:05 PM - 08:10 PM	57.6	53.4	10:45 PM - 10:50 PM	51.2	48.0	01:25 AM - 01:30 AM	45.4	43.4
08:10 PM - 08:15 PM	57.2	53.8	10:50 PM - 10:55 PM	49.4	47.6	01:30 AM - 01:35 AM	49.4	44.6
08:15 PM - 08:20 PM	55.8	54.2	10:55 PM - 11:00 PM	50.0	47.4	01:35 AM - 01:40 AM	48.1	44.2
08:20 PM - 08:25 PM	56.8	54.2	11:00 PM - 11:05 PM	49.4	47.7	01:40 AM - 01:45 AM	47.3	44.3
08:25 PM - 08:30 PM	55.3	53.0	11:05 PM - 11:10 PM	52.7	47.9	01:45 AM - 01:50 AM	49.0	45.1
08:30 PM - 08:35 PM	55.0	52.7	11:10 PM - 11:15 PM	49.6	47.7	01:50 AM - 01:55 AM	47.5	45.0
08:35 PM - 08:40 PM	58.6	54.2	11:15 PM - 11:20 PM	54.8	47.4	01:55 AM - 02:00 AM	47.5	45.8
08:40 PM - 08:45 PM	65.7	56.2	11:20 PM - 11:25 PM	49.7	46.9	02:00 AM - 02:05 AM	51.9	47.4
08:45 PM - 08:50 PM	69.0	63.6	11:25 PM - 11:30 PM	49.7	47.4	02:05 AM - 02:10 AM	50.4	48.5
08:50 PM - 08:55 PM	71.9	68.8	11:30 PM - 11:35 PM	49.4	47.4	02:10 AM - 02:15 AM	49.8	47.7
08:55 PM - 09:00 PM	75.0	72.4	11:35 PM - 11:40 PM	49.9	46.8	02:15 AM - 02:20 AM	49.8	47.3
09:00 PM - 09:05 PM	71.1	68.4	11:40 PM - 11:45 PM	51.9	47.4	02:20 AM - 02:25 AM	51.9	47.3
09:05 PM - 09:10 PM	68.1	63.7	11:45 PM - 11:50 PM	51.4	47.9	02:25 AM - 02:30 AM	48.4	46.5
09:10 PM - 09:15 PM	60.9	56.6	11:50 PM - 11:55 PM	51.9	47.7	02:30 AM - 02:35 AM	47.6	46.2
09:15 PM - 09:20 PM	60.1	56.1	11:55 PM - 12:00 AM	51.1	47.1	02:35 AM - 02:40 AM	47.2	45.5
09:20 PM - 09:25 PM	73.2	67.1	12:00 AM - 12:05 AM	48.7	47.0	02:40 AM - 02:45 AM	46.6	44.5
09:25 PM - 09:30 PM	72.4	70.2	12:05 AM - 12:10 AM	51.8	47.2	02:45 AM - 02:50 AM	50.1	44.9
09:30 PM - 09:35 PM	70.6	69.4	12:10 AM - 12:15 AM	51.1	47.6	02:50 AM - 02:55 AM	45.8	43.7
09:35 PM - 09:40 PM	68.8	67.7	12:15 AM - 12:20 AM	50.2	47.5	02:55 AM - 03:00 AM	45.6	43.4
09:40 PM - 09:45 PM	66.0	59.9	12:20 AM - 12:25 AM	51.2	47.4	03:00 AM - 03:05 AM	45.6	43.6
09:45 PM - 09:50 PM	63.2	57.7	12:25 AM - 12:30 AM	49.9	47.2	03:05 AM - 03:10 AM	49.7	43.6
09:50 PM - 09:55 PM	62.7	60.9	12:30 AM - 12:35 AM	50.8	47.1	03:10 AM - 03:15 AM	46.9	43.2
09:55 PM - 10:00 PM	61.3	59.0	12:35 AM - 12:40 AM	49.6	45.6	03:15 AM - 03:20 AM	49.2	44.2
10:00 PM - 10:05 PM	57.3	53.0	12:40 AM - 12:45 AM	48.8	46.7	03:20 AM - 03:25 AM	46.5	44.6
10:05 PM - 10:10 PM	54.4	51.9	12:45 AM - 12:50 AM	47.5	45.8	03:25 AM - 03:30 AM	49.5	44.1
10:10 PM - 10:15 PM	56.9	50.9	12:50 AM - 12:55 AM	50.2	46.6	03:30 AM - 03:35 AM	48.5	44.1
10:15 PM - 10:20 PM	52.8	50.5	12:55 AM - 01:00 AM	46.8	45.2	03:35 AM - 03:40 AM	49.0	44.3
10:20 PM - 10:25 PM	51.7	49.9	01:00 AM - 01:05 AM	48.3	44.7	03:40 AM - 03:45 AM	45.4	44.3
10:25 PM - 10:30 PM	51.3	49.8	01:05 AM - 01:10 AM	50.8	44.5	03:45 AM - 03:50 AM	45.4	43.3
10:30 PM - 10:35 PM	55.2	49.4	01:10 AM - 01:15 AM	48.1	44.2	03:50 AM - 03:55 AM	46.9	43.6
10:35 PM - 10:40 PM	52.4	49.1	01:15 AM - 01:20 AM	46.7	44.7	03:55 AM - 04:00 AM	46.3	43.8

The above results are valid only for the analyzed/tested sample(s) as indicated in this report. No part of this report or certificate may be reproduced in any form without written consent from the Laboratory. ALS Laboratory Group (Thailand) strongly recommends that this report is not reproduced except in full.

Approved by
Sarayuth Jittranont
Assistant General Manager

Analysis / Test Report

Client : Rojana Industrial Park Prachinburi Co., Ltd.
141 Moo12, Tambol Hua-Wa, Amphur Sirmahaphot, Prachinburi Thailand 25140

Lot ID: 2646349
Date Received :Jun 15, 2026
Date Reported :Jun 20, 2026
Report Number :3597361-1

P/O : RJN.PJ-025/68
Project Name : Prachinburi
Project Location :

Sample Number 2646349-12
Parameter Noise Level (Leq 5 min)
Location บ้านหนองระแนะ (N2) (GPS 47P 0772913, 1534056)
Measurement Date Jun 10 - Jun 11, 2026
Measurement by Nontachai Uppathamp
Sound Level meter Serial No. 00296517

Jun 11, 2026 Time	Leq dB(A)	L90 dB(A)	Jun 11, 2026 Time	Leq dB(A)	L90 dB(A)	Jun 11, 2026 Time	Leq dB(A)	L90 dB(A)
04:00 AM - 04:05 AM	47.3	44.8	06:40 AM - 06:45 AM	54.4	45.7	09:20 AM - 09:25 AM	55.6	46.8
04:05 AM - 04:10 AM	47.4	45.0	06:45 AM - 06:50 AM	55.1	47.6	09:25 AM - 09:30 AM	54.0	49.1
04:10 AM - 04:15 AM	46.7	44.6	06:50 AM - 06:55 AM	56.4	47.1	09:30 AM - 09:35 AM	57.6	50.1
04:15 AM - 04:20 AM	46.3	44.3	06:55 AM - 07:00 AM	57.1	49.5	09:35 AM - 09:40 AM	56.5	47.3
04:20 AM - 04:25 AM	47.1	43.7	07:00 AM - 07:05 AM	54.9	46.8	09:40 AM - 09:45 AM	57.2	50.4
04:25 AM - 04:30 AM	48.0	43.9	07:05 AM - 07:10 AM	58.2	49.4	09:45 AM - 09:50 AM	57.2	46.0
04:30 AM - 04:35 AM	57.2	44.4	07:10 AM - 07:15 AM	57.9	51.0	09:50 AM - 09:55 AM	52.1	42.5
04:35 AM - 04:40 AM	53.6	43.7	07:15 AM - 07:20 AM	60.6	51.9	09:55 AM - 10:00 AM	56.6	50.5
04:40 AM - 04:45 AM	48.3	43.7	07:20 AM - 07:25 AM	59.9	51.7	10:00 AM - 10:05 AM	59.1	53.7
04:45 AM - 04:50 AM	46.4	43.9	07:25 AM - 07:30 AM	58.5	49.8	10:05 AM - 10:10 AM	61.1	55.5
04:50 AM - 04:55 AM	46.6	44.6	07:30 AM - 07:35 AM	58.6	52.8	10:10 AM - 10:15 AM	55.2	49.0
04:55 AM - 05:00 AM	50.5	45.8	07:35 AM - 07:40 AM	59.0	50.7	10:15 AM - 10:20 AM	54.3	46.7
05:00 AM - 05:05 AM	53.9	45.8	07:40 AM - 07:45 AM	62.5	52.2	10:20 AM - 10:25 AM	52.9	43.4
05:05 AM - 05:10 AM	51.8	46.8	07:45 AM - 07:50 AM	61.3	56.4	10:25 AM - 10:30 AM	56.9	46.7
05:10 AM - 05:15 AM	54.8	48.1	07:50 AM - 07:55 AM	58.9	49.1	10:30 AM - 10:35 AM	54.9	43.6
05:15 AM - 05:20 AM	50.7	46.4	07:55 AM - 08:00 AM	57.3	45.6	10:35 AM - 10:40 AM	56.4	48.7
05:20 AM - 05:25 AM	53.2	46.4	08:00 AM - 08:05 AM	57.3	47.0	10:40 AM - 10:45 AM	58.8	50.7
05:25 AM - 05:30 AM	67.4	59.4	08:05 AM - 08:10 AM	59.8	49.5	10:45 AM - 10:50 AM	59.0	55.1
05:30 AM - 05:35 AM	70.0	53.8	08:10 AM - 08:15 AM	62.0	50.0	10:50 AM - 10:55 AM	54.9	44.6
05:35 AM - 05:40 AM	55.4	49.8	08:15 AM - 08:20 AM	57.8	49.3	10:55 AM - 11:00 AM	55.2	42.2
05:40 AM - 05:45 AM	55.1	49.1	08:20 AM - 08:25 AM	54.6	45.7	11:00 AM - 11:05 AM	58.4	50.3
05:45 AM - 05:50 AM	54.5	46.2	08:25 AM - 08:30 AM	55.6	46.0	11:05 AM - 11:10 AM	55.5	44.4
05:50 AM - 05:55 AM	53.7	45.3	08:30 AM - 08:35 AM	59.1	46.7	11:10 AM - 11:15 AM	56.8	48.2
05:55 AM - 06:00 AM	54.7	45.5	08:35 AM - 08:40 AM	54.4	41.3	11:15 AM - 11:20 AM	52.7	43.2
06:00 AM - 06:05 AM	51.8	44.2	08:40 AM - 08:45 AM	53.8	44.4	11:20 AM - 11:25 AM	52.9	40.7
06:05 AM - 06:10 AM	53.0	44.0	08:45 AM - 08:50 AM	54.8	44.8	11:25 AM - 11:30 AM	54.9	42.2
06:10 AM - 06:15 AM	51.6	44.1	08:50 AM - 08:55 AM	56.3	45.7	11:30 AM - 11:35 AM	52.5	39.6
06:15 AM - 06:20 AM	53.7	46.1	08:55 AM - 09:00 AM	60.5	46.3	11:35 AM - 11:40 AM	56.9	45.8
06:20 AM - 06:25 AM	52.0	44.2	09:00 AM - 09:05 AM	56.3	44.3	11:40 AM - 11:45 AM	58.2	49.6
06:25 AM - 06:30 AM	52.2	45.1	09:05 AM - 09:10 AM	57.1	47.5	11:45 AM - 11:50 AM	54.1	44.6
06:30 AM - 06:35 AM	54.2	45.8	09:10 AM - 09:15 AM	55.9	46.9	11:50 AM - 11:55 AM	54.3	42.1
06:35 AM - 06:40 AM	55.1	45.2	09:15 AM - 09:20 AM	55.5	43.1	11:55 AM - 12:00 PM	56.3	43.6

The above results are valid only for the analyzed/tested sample(s) as indicated in this report. No part of this report or certificate may be reproduced in any form without written consent from the Laboratory. ALS Laboratory Group (Thailand) strongly recommends that this report is not reproduced except in full.

Approved by
Sarayuth Jittranont
Assistant General Manager

ADDRESS 616/10 Moo 5 T. Maenam Khu A. Pluakdaeng Rayong 21140 Thailand | PHONE +66 0 3304 8555 | FAX +66 0 3304 8556
ALS LABORATORY GROUP (THAILAND) CO., LTD. An ALS Limited Company
Life Sciences www.alsglobal.com
RIGHT SOLUTIONS RIGHT PARTNER

ภาคผนวก ค-13

นิเวศวิทยาทางน้ำ

สถานีวิจัยประมงศรีราชา
101/12 หมู่ 9 ต. บางพระ
อ. ศรีราชา จ. ชลบุรี 20110
โทร./โทรสาร. (038) 311379

Client : Rojana Industrial Park Prachinburi Co., Ltd.

Address : 141 Moo12 Tambol Hua-Wa, Amphur Sirmahaphot, Prachinburi, Thailand, 25140

Project Name : Prachinburi

รายงานผลการวิเคราะห์แพลงก์ตอนพืช

ตาราง ผลการวิเคราะห์แพลงก์ตอนพืช (เก็บตัวอย่างวันที่ 20 มกราคม 2569)

ชนิดแพลงก์ตอนพืช	ปริมาณแพลงก์ตอนพืช (หน่วยต่อลูกบาศก์เมตร)				
	265756-1	265759-1	265760-1	265761-1	265762-1
Division Cyanophyta					
Class Cyanophyceae					
Order Chroococcales					
Family Chroococcaceae					
1. *Merismopedia convoluta*	-	183,000	-	-	-
2. *Microcystis aeruginosa*	-	-	-	135,000	-
Order Nostocales					
Family Oscillatoriaceae					
3. *Lyngbya* sp.	-	-	33,000	9,000	18,000
4. *Oscillatoria limnetica*	-	-	-	-	37,000
5. *Oscillatoria limosa*	29,000	-	8,000	-	-
6. *Oscillatoria* sp.	29,000	-	-	-	-
7. *Oscillatoria tenuis*	-	-	-	-	184,000

ตาราง ผลการวิเคราะห์แพลงก์ตอนพืช (เก็บตัวอย่างวันที่ 20 มกราคม 2569)

(ต่อ)

ชนิดแพลงก์ตอนพืช	ปริมาณแพลงก์ตอนพืช (หน่วยต่อลูกบาศก์เมตร)				
	265756-1	265759-1	265760-1	265761-1	265762-1
Division Chlorophyta					
Class Chlorophyceae					
Order Volvocales					
Family Volvocaceae					
8. *Eudorina elegans*	-	-	-	468,000	-
9. *Gonium pectorale*	-	-	-	1,620,000	-
10. *Pandorina morum*	20,000	-	-	2,448,000	-
Order Chlorococcales					
Family Hydrodictyaceae					
11. *Pediastrum duplex*	-	-	-	9,000	-
12. *Pediastrum simpkex*	-	-	-	36,000	-
Family Coelastraceae					
13. *Coelastrum microporum*	-	-	-	18,000	9,000
14. *Coelastrum sphaericum*	-	-	-	27,000	-
Family Oocystaceae					
15. *Ankistrodesmus falcatus*	-	-	-	-	37,000
16. *Dictyosphaerium pulchellum*	-	-	-	459,000	-
17. *Oocystis elliptica*	-	-	-	27,000	-
Family Scenedesmaceae					
18. *Crucigenia apiculata*	-	-	25,000	-	-
19. *Scenedesmus arcuatus*	-	-	-	36,000	-
20. *Scenedesmus armatus*	10,000	-	-	-	-
21. *Scenedesmus opoliensis*	-	-	-	540,000	-
Order Zygematales					
Family Zygnemataceae					
22. *Spirogyra crassa*	33,124,000	-	820,000	-	-
23. *Spirogyra* sp.	1,176,000	55,000	-	9,000	-

ตาราง ผลการวิเคราะห์แพลงก์ตอนพืช (เก็บตัวอย่างวันที่ 20 มกราคม 2569)

(ต่อ)

ชนิดแพลงก์ตอนพืช	ปริมาณแพลงก์ตอนพืช (หน่วยต่อลูกบาศก์เมตร)				
	265756-1	265759-1	265760-1	265761-1	265762-1
24. *Spirogyra weberi*	7,840,000	-	197,000	-	-
Family Desmidiaceae					
25. *Closterium porrectum*	-	9,000	-	-	-
26. *Cosmarium* sp.	-	-	8,000	-	-
27. *Staurastrum gracile*	-	-	-	9,000	-
Class Euglenophyceae					
Order Euglenales					
Family Euglenaceae					
28. *Euglena acus*	-	27,000	8,000	-	2,024,000
29. *Euglena fusca*	29,000	9,000	8,000	9,000	-
30. *Euglena oxyuris*	-	293,000	16,000	18,000	828,000
31. *Euglena* sp.	333,000	-	8,000	27,000	46,000
32. *Euglena splendens*	353,000	-	-	-	-
33. *Euglena subehrenbergii*	-	-	-	-	18,000
34. *Lepocinclis ovum*	588,000	1,373,000	8,000	99,000	11,408,000
35. *Phacus angulatus*	-	192,000	8,000	-	754,000
36. *Phacus hamatus*	10,000	220,000	-	9,000	3,873,000
37. *Phacus helikoides*	-	27,000	-	-	-
38. *Phacus longicauda*	-	64,000	8,000	-	28,000
39. *Phacus myersi*	20,000	27,000	8,000	-	166,000
40. *Phacus platalea*	-	27,000	33,000	-	-
41. *Phacus ranula*	-	458,000	8,000	-	-
42. *Phacus* sp.	-	46,000	-	36,000	64,000
43. *Phacus stokesii*	-	9,000	-	-	-
44. *Phacus tortus*	-	256,000	-	-	920,000
45. *Strombomonas fluviatilis*	-	-	-	-	9,000
46. *Strombomonas gibberosa*	10,000	-	-	-	-
47. *Strombomonas girardiana*	-	-	-	-	681,000

ตาราง ผลการวิเคราะห์แพลงก์ตอนพืช (เก็บตัวอย่างวันที่ 20 มกราคม 2569)

(ต่อ)

ชนิดแพลงก์ตอนพืช	ปริมาณแพลงก์ตอนพืช (หน่วยต่อลูกบาศก์เมตร)				
	265756-1	265759-1	265760-1	265761-1	265762-1
48. *Strombomonas* sp.	-	-	-	-	18,000
49. *Trachelomonas crebea*	-	18,000	-	-	-
50. *Trachelomonas daugerdiana*	10,000	824,000	33,000	-	37,000
51. *Trachelomonas hispida*	59,000	2,013,000	16,000	18,000	9,000
52. *Trachelomonas mirabilis*	-	9,000	-	-	-
53. *Trachelomonas superba*	49,000	18,000	16,000	-	-
54. *Trcahelomonas* sp.	39,000	1,281,000	-	171,000	846,000
Division Chromophyta					
Class Bacillariophyceae					
Order Biddulphiales					
Suborder Coscinodiscineae					
Family Aulacoseiraceae					
55 *Aulacoseira granulata*	-	-	8,000	234,000	-
Order Bacillariales					
Suborder Fragilariineae					
Family Fragilariaceae					
56. *Synedra ulna*	2,744,000	9,000	-	9,000	9,000
Suborder Bacillariineae					
Family Eunotiaceae					
57. *Eunotia lineolata*	-	-	8,000	-	-
58. *Eunotia pectinalis*	-	-	-	9,000	-
Family Cymbellaceae					
59 *Cymbella* sp.	10,000	-	-	-	-
60. *Gomphonema parvulum*	20,000	-	16,000	-	-
Family Naviculaceae					
61. *Amphora ovalis*	98,000	-	-	-	9,000
62. *Craticula cuspidata*	20,000	-	-	-	-

ตาราง ผลการวิเคราะห์แพลงก์ตอนพืช (เก็บตัวอย่างวันที่ 20 มกราคม 2569)

(ต่อ)

ชนิดแพลงก์ตอนพืช	ปริมาณแพลงก์ตอนพืช (หน่วยต่อลูกบาศก์เมตร)				
	265756-1	265759-1	265760-1	265761-1	265762-1
63. *Gyrosigma acuminatum*	118,000	-	-	612,000	-
64. *Navicula lanceolata*	10,000	-	-	-	-
65. *Navicula* sp.	-	-	-	9,000	-
66. *Pinnularia braunii*	10,000	-	-	-	-
67. *Pinnularia gibba*	10,000	-	-	-	-
68. *Pinnularia subanglica*	-	-	-	-	9,000
Family Bacillariaceae					
69. *Nitzschia linearis*	10,000	-	-	-	-
70. *Nitzschia palea*	20,000	-	-	-	-
71. *Nitzschia* sp.	39,000	-	-	-	-
Family Surirellaceae					
72. *Surirella elegans*	284,000	-	-	18,000	-
73. *Surirella robusta*	519,000	-	-	9,000	-
74. *Surirella* sp.	-	-	8,000	-	18,000
75. *Surirella tenera*	59,000	-	-	-	-
Class Crysophyceae					
Order Ochromonadales					
Family Dinobryaceae					
76. *Dinobryon sertularia*	-	-	7,380,000	6,678,000	-
Order Synurales					
Family Mallomonadaceae					
77. *Mallomonas acaroides*	-	-	-	9,000	2,052,000
78. *Mallomonas litomesa*	-	-	1,066,000	-	-
Class Dinophyceae					
Order Gonyaulacales					
Family Ceratiaceae					
79. *Ceratium hirundinella*	-	-	730,000	4,600,000	74,000

ตาราง ผลการวิเคราะห์แพลงก์ตอนพืช (เก็บตัวอย่างวันที่ 20 มกราคม 2569)

(ต่อ)

ชนิดแพลงก์ตอนพืช	ปริมาณแพลงก์ตอนพืช (หน่วยต่อลูกบาศก์เมตร)				
	265756-1	265759-1	265760-1	265761-1	265762-1
Order Peridiniales					
Family Peridiniaceae					
80. *Peridinium cunningtonii*	-	-	-	5,238,000	-
81. *Peridinium gatunense*	-	-	9,676,000	1,107,000	28,000
82. *Peridinium penardii*	-	4,941,000	-	-	19,744,000
83. *Peridinium* sp.	59,000	-	763,000	-	-
ชนิดแพลงก์ตอนพืช	**34**	**25**	**28**	**35**	**30**
ปริมาณแพลงก์ตอนพืช	**47,758,000**	**12,388,000**	**20,924,000**	**24,769,000**	**43,957,000**
ดัชนีความหลากหลายแพลงก์ตอนพืช	**1.1272**	**1.9804**	**1.3842**	**2.0967**	**1.6964**
ดัชนีความสม่ำเสมอแพลงก์ตอนพืช	**0.3196**	**0.6152**	**0.4154**	**0.5897**	**0.4988**

Sample Location :
1. สถานี 265756-1 : BOI1 : คลองโสมก่อนไหลผ่านพื้นที่โครงการ (GPS 47P 0774320, 1528283)
2. สถานี 265759-1 : BOI2 : คลองโสมหลังไหลผ่านพื้นที่โครงการ (GPS 47P 0773808, 1529245)
3. สถานี 265760-1 : BOI3 : คลองโสมก่อนไหลผ่านจุดระบายน้ำทิ้ง ระยะห่าง 1,000 เมตร (GPS 47P 0773680, 1534504)
4. สถานี 265761-1 : BOI4 : คลองโสมบริเวณจุดระบายน้ำทิ้ง (GPS 47P 0773953, 1535200)
5. สถานี 265762-1 : BOI5 : คลองโสมหลังไหลผ่านจุดระบายน้ำทิ้ง ระยะห่าง 1,000 เมตร (GPS 47P 0774355, 1536499)

Condition of Sample : contained in one plastic bottle, sample containers comply to pretreatment-preservation standards (APHA, USEPA)

(นางสาวกนกวรรณ ขาวด่อน)
ผู้วิเคราะห์

(นายอลงกต อินทรชาติ)
หัวหน้าสถานีวิจัยประมงศรีราชา

สถานีวิจัยประมงศรีราชา
101/12 หมู่ 9 ต. บางพระ
อ. ศรีราชา จ. ชลบุรี 20110
โทร./โทรสาร. (038) 311379

Client : Rojana Industrial Park Prachinburi Co., Ltd.

Address : 141 Moo12 Tambol Hua-Wa, Amphur Sirmahaphot, Prachinburi, Thailand, 25140

Project Name : Prachinburi

รายงานผลการวิเคราะห์แพลงก์ตอนสัตว์

ตาราง ผลการวิเคราะห์แพลงก์ตอนสัตว์ (เก็บตัวอย่างวันที่ 20 มกราคม 2569)

ชนิดแพลงก์ตอนสัตว์	ปริมาณแพลงก์ตอนสัตว์ (หน่วยต่อลูกบาศก์เมตร)				
	265756-1	265759-1	265760-1	265761-1	265762-1
Phylum Protozoa					
Subphylum Plasmodroma					
Class Sarcodina					
Subclass Rhizopoda					
Order Testacida					
Family Arcellidae					
1. *Arcella* sp.	-	-	-	-	9,000
2. *Arcella vulgaris*	10,000	-	-	-	-
Family Euglyphidae					
3. *Euglypha rotunda*	10,000	-	-	-	-
4. *Euglypha* sp.	-	-	-	27,000	-

ตาราง ผลการวิเคราะห์แพลงก์ตอนสัตว์ (เก็บตัวอย่างวันที่ 20 มกราคม 2569)

(ต่อ)

ชนิดแพลงก์ตอนสัตว์	ปริมาณแพลงก์ตอนสัตว์ (หน่วยต่อลูกบาศก์เมตร)				
	265756-1	265759-1	265760-1	265761-1	265762-1
Subphylum Ciliophora					
Class Ciliata					
Subclass Holotricha					
Order Gymnostomatida					
5. *Coleps* sp.	10,000	769,000	-	9,000	2,944,000
6. *Didinium* sp.	10,000	-	-	-	-
Phylum Rotifera					
Class Monogononta					
Order Ploima					
Family Brachionidae					
7. *Anuraeopsis fissa*	-	220,000	156,000	-	-
8. *Anuraeopsis navicula*	-	46,000	8,000	-	-
9. *Brachionus angularis*	-	-	-	18,000	-
10. *Brachionus caudatus*	-	-	8,000	-	-
11. *Brachionus falcatus*	-	-	25,000	-	-
12. *Brachionus urceolaris*	-	-	16,000	-	-
13. *Colurella obtusa*	10,000	-	-	-	-
14. *Keratella cochlearis*	-	-	623,000	99,000	-
15. *Keratella tropica*	-	-	-	-	37,000
16. *Keratella valga*	-	-	-	-	28,000
17. *Lepadella acuminata*	-	-	-	9,000	-
Family Lecanidae					
18. *Lecane bulla*	10,000	-	-	-	-
19. *Lecane hamata*	-	9,000	-	-	-
Family Notommatidae					
20. *Cephalodella forficula*	-	-	16,000	828,000	18,000
21. *Cephalodella gibba*	-	-	-	18,000	-

ตาราง ผลการวิเคราะห์แพลงก์ตอนสัตว์ (เก็บตัวอย่างวันที่ 20 มกราคม 2569)

(ต่อ)

ชนิดแพลงก์ตอนสัตว์	ปริมาณแพลงก์ตอนสัตว์ (หน่วยต่อลูกบาศก์เมตร)				
	265756-1	265759-1	265760-1	265761-1	265762-1
22. *Monommata longiseta*	39,000	-	-	-	-
Family Tricocercidae					
23. *Trichocerca capucina*	-	9,000	-	36,000	-
24. *Trichocerca pusilla*	-	-	-	774,000	-
25. *Trichocerca* sp.	-	-	8,000	9,000	-
26. *Trichocerca weberi*	-	-	-	-	-
Family Gastropodidae					
27. *Ascomorpha ecaudis*	-	-	-	63,000	-
28. *Ascomorpha* sp.	-	-	8,000	108,000	-
Family Asplanchnidae					
29. *Asplanchna priodonta*	-	-	25,000	756,000	37,000
Family Synchaetidae					
30. *Polyarthra dolichoptera*	-	1,208,000	-	36,000	18,000
31. *Polyarthra vulgaris*	10,000	732,000	66,000	2,610,000	699,000
32. *Synchaeta oblonga*	-	-	8,000	-	-
33. *Synchaeta pectinata*	-	-	-	180,000	-
34. *Synchaeta* sp.	-	-	-	99,000	138,000
Order Flosculariacea					
Family Testudinellidae					
35. *Filinia terminalis*	-	9,000	-	9,000	-
36. *Testudinella parva*	-	-	-	9,000	-
Family Hexarthridae					
37. *Hexarthra mira*	-	-	45,000	153,000	-
Order Collothecacea					
Family Collothecidae					
38. *Collotheca* sp.	-	-	-	9,000	-

ตาราง ผลการวิเคราะห์แพลงก์ตอนสัตว์ (เก็บตัวอย่างวันที่ 20 มกราคม 2569)

(ต่อ)

ชนิดแพลงก์ตอนสัตว์	ปริมาณแพลงก์ตอนสัตว์ (หน่วยต่อลูกบาศก์เมตร)				
	265756-1	265759-1	265760-1	265761-1	265762-1
Class Digononta					
Family Philodinidae					
39. *Philodina* sp.	-	-	-	-	9,000
Phylum Arthropoda					
Class Crustacea					
Subclass Branchiopoda					
Order Diplostraca					
Suborder Cladocera					
Family Daphnidae					
40. *Daphnia magna*	-	-	-	9,000	-
Subclass Copepoda					
41. Copepod nauplius	69,000	1,098,000	262,000	225,000	331,000
Order Cyclopoida					
42. Cyclopoid copepod	-	73,000	8,000	-	-
ชนิดแพลงก์ตอนสัตว์	**9**	**10**	**15**	**23**	**11**
ปริมาณแพลงก์ตอนสัตว์	**178,000**	**4,173,000**	**1,282,000**	**6,093,000**	**4,268,000**
ดัชนีความหลากหลายแพลงก์ตอนสัตว์	**1.8323**	**1.6425**	**1.6548**	**1.9129**	**1.0491**
ดัชนีความสม่ำเสมอแพลงก์ตอนสัตว์	**0.8339**	**0.7133**	**0.6111**	**0.6101**	**0.4375**

Sample Location :

1. สถานี 265756-1 : BOI1 : คลองโสมก่อนไหลผ่านพื้นที่โครงการ (GPS 47P 0774320, 1528283)
2. สถานี 265759-1 : BOI2 : คลองโสมหลังไหลผ่านพื้นที่โครงการ (GPS 47P 0773808, 1529245)
3. สถานี 265760-1 : BOI3 : คลองโสมก่อนไหลผ่านจุดระบายน้ำทิ้ง ระยะห่าง 1,000 เมตร (GPS 47P 0773680, 1534504)
4. สถานี 265761-1 : BOI4 : คลองโสมบริเวณจุดระบายน้ำทิ้ง (GPS 47P 0773953, 1535200)
5. สถานี 265762-1 : BOI5 : คลองโสมหลังไหลผ่านจุดระบายน้ำทิ้ง ระยะห่าง 1,000 เมตร (GPS 47P 0774355, 1536499)

Condition of Sample : contained in one plastic bottle, sample containers comply to pretreatment-preservation standards (APHA, USEPA)

(นางสาวกนกวรรณ ขาวค่อน)
ผู้วิเคราะห์

(นายอลงกต อินทรชาติ)
หัวหน้าสถานีวิจัยประมงศรีราชา

สถานีวิจัยประมงศรีราชา
101/12 หมู่ 9 ต. บางพระ อ. ศรีราชา จ. ชลบุรี 20110
โทร./โทรสาร. (038) 311379

Client : Rojana Industrial Park Prachinburi Co., Ltd.
Address : 141 Moo12 Tambol Hua-Wa, Amphur Sirmahaphot, Prachinburi, Thailand, 25140
Project Name : Prachinburi

รายงานผลการวิเคราะห์สัตว์น้ำ

ตาราง ผลการวิเคราะห์สัตว์น้ำ (Aquatic animal) (เก็บตัวอย่างเมื่อวันที่ 20 มกราคม 2569)

ชนิดสัตว์น้ำ	ปริมาณสัตว์น้ำ (ตัว)					ช่วงขนาด	น้ำหนักรวม
	265756-1	265759-1	265760-1	265761-1	265762-1	(ซม.)	(กรัม)
Phylum Chordata							
Class Actinopterygii							
Order Anabantiformes							
Family Osphronemidae							
Trichopodus trichopterus (ปลากระดี่หม้อ)	6	7	-	-	-	5.90-9.80	130.40
Trichopsis vittata (ปลากริมควาย)	-	-	2	-	-	3.20-3.80	1.00

ตาราง ผลการวิเคราะห์สัตว์น้ำ (Aquatic animal) (เก็บตัวอย่างเมื่อวันที่ 20 มกราคม 2569) (ต่อ)

ชนิดสัตว์น้ำ	ปริมาณสัตว์น้ำ (ตัว)					ช่วงขนาด	น้ำหนักรวม
	265756-1	265759-1	265760-1	265761-1	265762-1	(ซม.)	(กรัม)
Family Pristolepididae							
Pristolepis fasciata (ปลาหมอช้างเหยียบ)	-	1	-	1	-	4.30-8.10	14.20
Order Beloniformes							
Family Belonidae							
Xenentodon cancila (ปลาเข็มแม่น้ำ)	-	-	1	-	-	15.60	5.50
Order Cypriniformes							
Family Cyprinidae							
Cyclocheilichthys apogon (ปลาไส้ตันตาแดง)	10	7	1	-	3	6.70-10.20	94.80
Esomus metallicus (ปลาซิวหนวดยาว)	-	1	-	-	-	4.10	0.60
Osteochilus vittatus (ปลาสร้อยนกเขา)	-	-	3	3	5	7.30-10.60	77.00
Puntius brevis (ปลาตะเพียนทราย)	-	1	4	3	5	6.10-8.10	67.10
Rasbora borapetensis (ปลาซิวหางแดง)	-	-	5	-	4	3.60-4.30	3.90
Rasbora myersi (ปลาซิวควาย)	-	-	2	1	2	8.60-10.10	38.10
Systomus rubripinnus (ปลาแก้มช้ำ)	-	-	2	-	-	7.10-10.50	22.60

ตาราง ผลการวิเคราะห์สัตว์น้ำ (Aquatic animal) (เก็บตัวอย่างเมื่อวันที่ 20 มกราคม 2569) (ต่อ)

ชนิดสัตว์น้ำ	ปริมาณสัตว์น้ำ (ตัว)					ช่วงขนาด	น้ำหนักรวม
	265756-1	265759-1	265760-1	265761-1	265762-1	(ซม.)	(กรัม)
Order Perciformes							
Family Ambassidae							
Parambassis siamensis (ปลาแป้นแก้ว)	3	2	2	3	5	4.40-5.80	25.90
Order Siluriformes							
Family Bagridae							
Mystus singaringan (ปลาเฉองใบข้าว)	-	-	-	-	1	12.20	11.60
ชนิดสัตว์น้ำ	**3**	**6**	**9**	**5**	**7**	**3.20-15.60**	**492.70**
ปริมาณสัตว์น้ำ	**19**	**19**	**22**	**11**	**25**		
ดัชนีความหลากหลายสัตว์น้ำ	**0.9933**	**1.4376**	**2.0713**	**1.4990**	**1.8441**		

Sample Location :
1. สถานี 265756-1 : BOI1 : คลองโสมก่อนไหลผ่านพื้นที่โครงการ (GPS 47P 0774320, 1528283)
2. สถานี 265759-1 : BOI2 : คลองโสมหลังไหลผ่านพื้นที่โครงการ (GPS 47P 0773808, 1529245)
3. สถานี 265760-1 : BOI3 : คลองโสมก่อนไหลผ่านจุดระบายน้ำทิ้ง ระยะห่าง 1,000 เมตร (GPS 47P 0773680, 1534504)
4. สถานี 265761-1 : BOI4 : คลองโสมบริเวณจุดระบายน้ำทิ้ง (GPS 47P 0773953, 1535200)
5. สถานี 265762-1 : BOI5 : คลองโสมหลังไหลผ่านจุดระบายน้ำทิ้ง ระยะห่าง 1,000 เมตร (GPS 47P 0774355, 1536499)

Condition of Sample : fishing gear

(นายอรรถวุฒิ กันทะวงศ์)
ผู้วิเคราะห์

(นายธงกด อินทรชาติ)
หัวหน้าสถานีวิจัยประมงศรีราชา

สถานีวิจัยประมงศรีราชา
101/12 หมู่ 9 ต. บางพระ
อ. ศรีราชา จ. ชลบุรี 20110
โทร./โทรสาร. (038) 311379

Client : Rojana Industrial Park Prachinburi Co., Ltd.

Address : 141 Moo12 Tambol Hua-Wa, Amphur Sirmahaphot, Prachinburi, Thailand, 25140

Project Name : Prachinburi

รายงานผลการวิเคราะห์สัตว์หน้าดิน

ตาราง ผลการวิเคราะห์สัตว์หน้าดิน (เก็บตัวอย่างวันที่ 20 มกราคม 2569)

สกุลสัตว์หน้าดิน	ปริมาณสัตว์หน้าดิน (ตัวต่อตารางเมตร)				
	265764-1	265766-1	265767-1	265768-1	265769-1
Phylum Arthropoda					
Class Insecta					
Order Diptera					
Family Chironomidae					
Chironomus sp. (หนอนแดง)	134	45	45	30	297
Order Odonata					
Family Corduliidae					
Epitheca sp. (ตัวอ่อนแมลงปอใหญ่)	-	45	-	-	-
Phylum Mollusca					
Class Gastropoda					
Order Architaenioglossa					
Family Bithyniidae					
Bithynia sp. (หอยไข)	45	-	-	-	45
Family Viviparidae					
Filopaludina sp. (หอยขม)	15	15	-	-	15
Trochotaia sp. (หอยเวียน)	-	30	-	-	-

สถานีวิจัยประมงศรีราชา
101/12 หมู่ 9 ต. บางพระ
อ. ศรีราชา จ. ชลบุรี 20110
โทร./โทรสาร. (038) 311379

Client : Rojana Industrial Park Prachinburi Co., Ltd.

Address : 141 Moo12 Tambol Hua-Wa, Amphur Sirmahaphot, Prachinburi, Thailand, 25140

Project Name : Prachinburi

รายงานผลการวิเคราะห์แพลงก์ตอนพืช

ตาราง ผลการวิเคราะห์แพลงก์ตอนพืช (เก็บตัวอย่างวันที่ 9 เมษายน 2569)

ชนิดแพลงก์ตอนพืช	ปริมาณแพลงก์ตอนพืช (หน่วยต่อลูกบาศก์เมตร)				
	2617450-1	2617452-1	2617455-1	2617458-1	2617460-1
Division Cyanophyta					
Class Cyanophyceae					
Order Chroococcales					
Family Chroococcaceae					
1. *Merismopedia* sp.	-	-	-	19,000	-
2. *Microcystis aeruginosa*	-	-	-	87,000	-
Order Nostocales					
Family Oscillatoriaceae					
3. *Oscillatoria anguina*	-	8,000	-	29,000	-
4. *Oscillatoria limnetica*	-	50,000	27,000	19,000	-
5. *Oscillatoria limosa*	-	-	27,000	-	-
6. *Oscillatoria planctonica*	39,000	415,000	-	19,000	-
7. *Oscillatoria princeps*	10,000	-	-	-	-
8. *Oscillatoria* sp.	10,000	33,000	18,000	272,000	29,000
9. *Oscillatoria tenuis*	-	33,000	-	49,000	38,000

ตาราง ผลการวิเคราะห์แพลงก์ตอนพืช (เก็บตัวอย่างวันที่ 9 เมษายน 2569) (ต่อ)

ชนิดแพลงก์ตอนพืช	ปริมาณแพลงก์ตอนพืช (หน่วยต่อลูกบาศก์เมตร)				
	2617450-1	2617452-1	2617455-1	2617458-1	2617460-1
10. *Spirulina meneghiniana*	-	8,000	-	29,000	-
Division Chlorophyta					
Class Chlorophyceae					
Order Volvocales					
Family Volvocaceae					
11. *Eudorina elegans*	-	-	45,000	10,000	-
12. *Pandorina morum*	1,947,000	8,000	-	10,000	-
Order Tetrasporales					
Family Palmellaceae					
13. *Sphaerocystis schroeteri*	-	-	9,000	39,000	-
Order Chlorococcales					
Family Hydrodictyaceae					
14. *Pediastrum duplex*	-	-	27,000	-	19,000
15. *Pediastrum simplex*	-	-	27,000	29,000	-
Family Coelastraceae					
16. *Coelastrum microporum*	-	-	-	1,494,000	29,000
Family Oocystaceae					
17. *Ankistrodesmus spiralis*	-	-	9,000	10,000	-
18. *Dictyosphaerium pulchellum*	-	-	9,000	19,000	-
19. *Kirchneriella lunaris*	-	-	18,000	-	-
20. *Oocystis elliptica*	-	-	9,000	-	-
21. *Tetraedron gracile*	-	-	-	-	29,000
22. *Tetraedron trigonum*	10,000	-	45,000	10,000	-
23. *Tetraedron victoriae*	-	-	9,000	-	-
Family Scenedesmaceae					
24. *Crucigenia apiculata*	-	-	9,000	-	-
25. *Scenedesmus armatus*	-	-	-	10,000	-

ตาราง ผลการวิเคราะห์แพลงก์ตอนพืช (เก็บตัวอย่างวันที่ 9 เมษายน 2569) (ต่อ)

ชนิดแพลงก์ตอนพืช	ปริมาณแพลงก์ตอนพืช (หน่วยต่อลูกบาศก์เมตร)				
	2617450-1	2617452-1	2617455-1	2617458-1	2617460-1
26. *Scenedesmus dimorphus*	-	-	-	262,000	-
27. *Scenedesmus ecornis*	-	-	18,000	-	-
28. *Scenedesmus obtusus*	-	-	-	-	10,000
29. *Scenedesmus quadricauda*	20,000	-	18,000	805,000	-
Order Zygematales					
Family Desmidiaceae					
30. *Closterium acerosum*	-	8,000	-	-	-
31. *Closterium gracile*	10,000	8,000	-	-	-
Class Euglenophyceae					
Order Euglenales					
Family Euglenaceae					
32. *Euglena acus*	69,000	66,000	516,000	107,000	922,000
33. *Euglena fusca*	39,000	8,000	-	39,000	-
34. *Euglena oxyuris*	847,000	17,000	-	204,000	720,000
35. *Euglena* sp.	-	-	36,000	107,000	38,000
36. *Euglena tripteris*	-	-	-	213,000	-
37. *Lepocinclis ovum*	1,320,000	1,370,000	489,000	689,000	32,832,000
38. *Lepocinclis spirogyra*	-	2,291,000	27,000	29,000	48,000
39. *Phacus angulatus*	39,000	17,000	-	-	4,608,000
40. *Phacus hamatus*	59,000	91,000	-	243,000	768,000
41. *Phacus helikoides*	-	17,000	18,000	-	19,000
42. *Phacus horridus*	-	-	9,000	-	10,000
43. *Phacus longicauda*	-	183,000	36,000	-	2,131,000
44. *Phacus myersi*	39,000	25,000	679,000	-	902,000
45. *Phacus platalea*	-	25,000	18,000	29,000	29,000
46. *Phacus pleuronectes*	10,000	17,000	-	-	4,992,000
47. *Phacus ranula*	-	33,000	18,000	-	-

ตาราง ผลการวิเคราะห์แพลงก์ตอนพืช (เก็บตัวอย่างวันที่ 9 เมษายน 2569) (ต่อ)

ชนิดแพลงก์ตอนพืช	ปริมาณแพลงก์ตอนพืช (หน่วยต่อลูกบาศก์เมตร)				
	2617450-1	2617452-1	2617455-1	2617458-1	2617460-1
48. *Phacus* sp.	10,000	166,000	45,000	-	29,000
49. *Phacus tortus*	128,000	42,000	18,000	19,000	1,008,000
50. *Strombomonas acuminata*	-	-	-	-	10,000
51. *Strombomonas australica*	-	-	9,000	-	-
52. *Trachelomonas daugerdiana*	-	25,000	425,000	-	-
53. *Trachelomonas hispida*	20,000	432,000	217,000	10,000	-
54. *Trachelomonas rugulosa*	-	515,000	54,000	-	-
55. *Trachelomonas superba*	-	448,000	27,000	-	-
56. *Trachelomonas volzii*	-	25,000	-	-	-
Division Chromophyta					
Class Bacillariophyceae					
Order Biddulphiales					
Suborder Coscinodiscineae					
Family Aulacoseiraceae					
57. *Aulacoseira granulata*	-	-	9,000	524,000	96,000
Order Bacillariales					
Suborder Fragilariineae					
Family Fragilariaceae					
58. *Diatoma vulgare*	-	-	-	-	38,000
59. *Synedra acus*	-	-	-	19,000	-
60. *Synedra ulna*	-	25,000	-	-	10,000
Suborder Bacillariineae					
Family Eunotiaceae					
61. *Eunotia pectinalis*	-	-	27,000	-	-
Family Cymbellaceae					
62. *Gomphonema parvulum*	-	8,000	9,000	-	-
63. *Gomphonema* sp.	-	-	18,000	-	-

ตาราง ผลการวิเคราะห์แพลงก์ตอนพืช (เก็บตัวอย่างวันที่ 9 เมษายน 2569)

(ต่อ)

ชนิดแพลงก์ตอนพืช	ปริมาณแพลงก์ตอนพืช (หน่วยต่อลูกบาศก์เมตร)				
	2617450-1	2617452-1	2617455-1	2617458-1	2617460-1
Family Naviculaceae					
64. *Amphora ovalis*	-	-	-	10,000	-
65. *Amphora* sp.	-	-	-	-	10,000
66. *Gyrosigma acuminatum*	-	33,000	18,000	-	-
67. *Gyrosigma* sp.	10,000	-	-	-	-
68. *Navicula cuspidata*	20,000	-	9,000	-	10,000
69. *Navicula* sp.	49,000	-	-	-	-
70. *Pinnularia braunii*	-	-	18,000	-	-
71. *Pinnularia gibba*	-	-	9,000	-	-
72. *Pinnularia viridis*	-	-	-	-	10,000
73. *Stauroneis anceps*	-	8,000	9,000	-	-
Family Bacillariaceae					
74. *Nitzschia linearis*	-	-	45,000	-	-
75. *Nitzschia palea*	20,000	-	-	-	-
76. *Nitzschia* sp.	10,000	-	-	-	-
Family Surirellaceae					
77. *Surirella elegans*	30,000	-	72,000	19,000	-
78. *Surirella linearis*	-	-	45,000	-	-
79. *Surirella robusta*	30,000	-	100,000	-	-
Class Crysophyceae					
Order Synurales					
Family Mallomonadaceae					
80. *Mallomonas litomesa*	-	-	9,000	-	-
Class Dinophyceae					
Order Peridiniales					
Family Peridiniaceae					
81. *Peridinium cunningtonii*	-	-	9,000	39,000	-

ตาราง ผลการวิเคราะห์แพลงก์ตอนพืช (เก็บตัวอย่างวันที่ 9 เมษายน 2569)

(ต่อ)

ชนิดแพลงก์ตอนพืช	ปริมาณแพลงก์ตอนพืช (หน่วยต่อลูกบาศก์เมตร)				
	2617450-1	2617452-1	2617455-1	2617458-1	2617460-1
82. *Peridinium gatunense*	-	-	136,000	-	-
83. *Peridinium* sp.	1,133,000	8,000	9,000	19,000	-
84. *Peridinium volzii*	30,000	33,000	-	-	19,000
ชนิดแพลงก์ตอนพืช	**27**	**35**	**50**	**36**	**29**
ปริมาณแพลงก์ตอนพืช	**5,958,000**	**6,499,000**	**3,516,000**	**5,540,000**	**49,413,000**
ดัชนีความหลากหลายแพลงก์ตอนพืช	**1.8856**	**2.1850**	**2.8476**	**2.5295**	**1.2915**
ดัชนีความสม่ำเสมอแพลงก์ตอนพืช	**0.5721**	**0.6146**	**0.7279**	**0.7059**	**0.3835**

Sample Location :
1. สถานี 2617450-1 : BOI1 : คลองโสมก่อนไหลผ่านพื้นที่โครงการ (GPS 47P 0774320, 1528283)
2. สถานี 2617452-1 : BOI2 : คลองโสมหลังไหลผ่านพื้นที่โครงการ (GPS 47P 0773808, 1529245)
3. สถานี 2617455-1 : BOI3 : คลองโสมก่อนไหลผ่านจุดระบายน้ำทิ้ง ระยะห่าง 1,000 เมตร (GPS 47P 0773680, 1534504)
4. สถานี 2617458-1 : BOI4 : คลองโสมบริเวณจุดระบายน้ำทิ้ง (GPS 47P 0773953, 1535200)
5. สถานี 2617460-1 : BOI5 : คลองโสมหลังไหลผ่านจุดระบายน้ำทิ้ง ระยะห่าง 1,000 เมตร (GPS 47P 0774355, 1536499)

Condition of Sample : contained in one plastic bottle, sample containers comply to pretreatment-preservation standards (APHA, USEPA)

(นางสาวกนกวรรณ ขาวด่อน)
ผู้วิเคราะห์

(นายอลงกต อินทรชาติ)
หัวหน้าสถานีวิจัยประมงศรีราชา

สถานีวิจัยประมงศรีราชา
101/12 หมู่ 9 ต. บางพระ
อ. ศรีราชา จ. ชลบุรี 20110
โทร./โทรสาร. (038) 311379

Client : Rojana Industrial Park Prachinburi Co., Ltd.

Address : 141 Moo12 Tambol Hua-Wa, Amphur Sirmahaphot, Prachinburi, Thailand, 25140

Project Name : Prachinburi

รายงานผลการวิเคราะห์แพลงก์ตอนสัตว์

ตาราง ผลการวิเคราะห์แพลงก์ตอนสัตว์ (เก็บตัวอย่างวันที่ 9 เมษายน 2569)

ชนิดแพลงก์ตอนสัตว์	ปริมาณแพลงก์ตอนสัตว์ (หน่วยต่อลูกบาศก์เมตร)				
	2617450-1	2617452-1	2617455-1	2617458-1	2617460-1
Phylum Protozoa					
Subphylum Plasmodroma					
Class Sarcodina					
Subclass Rhizopoda					
Order Testacida					
Family Arcellidae					
1. *Arcella* sp.	30,000	8,000	81,000	10,000	-
2. *Arcella vulgaris*	-	-	36,000	-	-
Family Difflugiidae					
3. *Centropyxis aculeata*	-	-	27,000	-	-
4. *Difflugia lobostoma*	-	-	27,000	-	-
Family Euglyphidae					
5. *Euglypha acanthophora*	10,000	-	18,000	-	-

ตาราง ผลการวิเคราะห์แพลงก์ตอนสัตว์ (เก็บตัวอย่างวันที่ 9 เมษายน 2569)

(ต่อ)

ชนิดแพลงก์ตอนสัตว์	ปริมาณแพลงก์ตอนสัตว์ (หน่วยต่อลูกบาศก์เมตร)				
	2617450-1	2617452-1	2617455-1	2617458-1	2617460-1
Subphylum Ciliophora					
Class Ciliata					
Subclass Holotricha					
Order Gymnostomatida					
6. *Coleps* sp.	-	681,000	100,000	-	19,000
7. *Didinium* sp.	10,000	-	-	-	-
Subclass Spirotricha					
Order Tintinnida					
Family Codonellidae					
8. *Tintinnopsis* sp.	10,000	-	-	19,000	355,000
Subclass Peritricha					
Order Peritrichida					
9. *Epistylis* sp.	-	17,000	-	-	-
10. *Vorticella* sp.	-	-	27,000	39,000	38,000
Phylum Rotifera					
Class Monogononta					
Order Ploima					
Family Brachionidae					
11. *Anuraeopsis fissa*	99,000	291,000	27,000	-	29,000
12. *Brachionus angularis*	-	17,000	-	213,000	19,000
13. *Brachionus caudatus*	-	-	-	97,000	-
14. *Brachionus fulcatus*	-	-	-	369,000	19,000
15. *Brachionus havanaensis*	-	-	-	19,000	19,000
16. *Brachionus* sp.	10,000	-	-	10,000	-
17. *Dipleuchlanis propatula*	10,000	-	-	-	-
18. *Keratella cochlearis*	-	-	18,000	-	-
19. *Keratella valga*	-	-	-	-	29,000

ตาราง ผลการวิเคราะห์แพลงก์ตอนสัตว์ (เก็บตัวอย่างวันที่ 9 เมษายน 2569)

(ต่อ)

ชนิดแพลงก์ตอนสัตว์	ปริมาณแพลงก์ตอนสัตว์ (หน่วยต่อลูกบาศก์เมตร)				
	2617450-1	2617452-1	2617455-1	2617458-1	2617460-1
20. *Lepadella rhomboides*	20,000	-	-	-	-
21. *Plationus patulus*	-	-	9,000	-	-
22. *Rhinoglena* sp.	-	-	18,000	-	-
23. *Tripleuchlanis plicata*	20,000	-	-	29,000	-
Family Lecanidae					
24. *Lecane bulla*	-	-	9,000	19,000	-
25. *Lecane inermis*	-	-	-	10,000	-
26. *Lecane lunaris*	-	-	-	19,000	-
27. *Lecane pyriformis*	-	-	-	97,000	-
Family Notommatidae					
28. *Cephalodella forficula*	-	-	-	320,000	-
29. *Cephalodella gibba*	10,000	-	-	-	19,000
Family Tricocercidae					
30. *Trichocerca pusilla*	10,000	-	-	-	-
31. *Trichocerca similis*	-	-	9,000	-	-
Family Asplanchnidae					
32. *Asplanchna priodonta*	-	-	36,000	10,000	10,000
Family Synchaetidae					
33. *Polyarthra dolichoptera*	315,000	17,000	63,000	-	10,000
34. *Polyarthra vulgaris*	1,261,000	33,000	253,000	107,000	336,000
Order Flosculariacea					
Family Testudinellidae					
35. *Filinia terminalis*	-	-	-	-	86,000
Family Hexarthridae					
36. *Hexarthra fennica*	-	-	36,000	10,000	106,000

ตาราง ผลการวิเคราะห์แพลงก์ตอนสัตว์ (เก็บตัวอย่างวันที่ 9 เมษายน 2569)

(ต่อ)

ชนิดแพลงก์ตอนสัตว์	ปริมาณแพลงก์ตอนสัตว์ (หน่วยต่อลูกบาศก์เมตร)				
	2617450-1	2617452-1	2617455-1	2617458-1	2617460-1
Class Digononta					
Family Philodinidae					
37. *Philodina* sp.	-	-	-	19,000	-
38. *Rotaria neptunia*	-	8,000	-	-	-
39. *Rotaria rotatoria*	-	8,000	-	-	-
40. *Rotaria* sp.	-	-	-	10,000	-
Phylum Arthropoda					
Class Crustacea					
Subclass Branchiopoda					
Order Diplostraca					
Suborder Cladocera					
Family Bosminidae					
41. *Bosminopsis deitersi*	-	-	45,000	-	19,000
42. *Bosminopsis negrensis*	-	-	36,000	-	-
Family Daphnidae					
43. *Ceriodaphnia reticulata*	-	-	9,000	-	-
Subclass Ostracoda					
Order Podocopa					
Family Cypridae					
44. *Cypridopsis* sp.	-	-	18,000	-	-
Subclass Copepoda					
45. Copepod nauplius	158,000	50,000	154,000	68,000	19,000
Order Calanoida					
46. Calanoid copepod	-	-	18,000	-	10,000

ตาราง ผลการวิเคราะห์แพลงก์ตอนสัตว์ (เก็บตัวอย่างวันที่ 9 เมษายน 2569)

(ต่อ)

ชนิดแพลงก์ตอนสัตว์	ปริมาณแพลงก์ตอนสัตว์ (หน่วยต่อลูกบาศก์เมตร)				
	2617450-1	2617452-1	2617455-1	2617458-1	2617460-1
ชนิดแพลงก์ตอนสัตว์	**14**	**10**	**23**	**20**	**17**
ปริมาณแพลงก์ตอนสัตว์	**1,973,000**	**1,130,000**	**1,074,000**	**1,494,000**	**1,142,000**
ดัชนีความหลากหลายแพลงก์ตอนสัตว์	**1.2756**	**1.1903**	**2.6629**	**2.2880**	**2.0399**
ดัชนีความสม่ำเสมอแพลงก์ตอนสัตว์	**0.4834**	**0.5169**	**0.8493**	**0.7638**	**0.7200**

Sample Location :

1. สถานี 2617450-1 : BOI1 : คลองโสมก่อนไหลผ่านพื้นที่โครงการ (GPS 47P 0774320, 1528283)
2. สถานี 2617452-1 : BOI2 : คลองโสมหลังไหลผ่านพื้นที่โครงการ (GPS 47P 0773808, 1529245)
3. สถานี 2617455-1 : BOI3 : คลองโสมก่อนไหลผ่านจุดระบายน้ำทิ้ง ระยะห่าง 1,000 เมตร (GPS 47P 0773680, 1534504)
4. สถานี 2617458-1 : BOI4 : คลองโสมบริเวณจุดระบายน้ำทิ้ง (GPS 47P 0773953, 1535200)
5. สถานี 2617460-1 : BOI5 : คลองโสมหลังไหลผ่านจุดระบายน้ำทิ้ง ระยะห่าง 1,000 เมตร (GPS 47P 0774355, 1536499)

Condition of Sample : contained in one plastic bottle, sample containers comply to pretreatment-preservation standards (APHA, USEPA)

(นางสาวกนกวรรณ ขาวค่อน)
ผู้วิเคราะห์

(นายอลงกต อินทรชาติ)
หัวหน้าสถานีวิจัยประมงศรีราชา

สถานีวิจัยประมงศรีราชา
101/12 หมู่ 9 ต. บางพระ อ. ศรีราชา จ. ชลบุรี 20110
โทร./โทรสาร. (038) 311379

Client : Rojana Industrial Park Prachinburi Co., Ltd.
Address : 141 Moo12 Tambol Hua-Wa, Amphur Sirmahaphot, Prachinburi, Thailand, 25140
Project Name : Prachinburi

รายงานผลการวิเคราะห์สัตว์น้ำ

ตาราง ผลการวิเคราะห์สัตว์น้ำ (Aquatic animal) (เก็บตัวอย่างเมื่อวันที่ 9 เมษายน 2569)

ชนิดสัตว์น้ำ	ปริมาณสัตว์น้ำ (ตัว)					ช่วงขนาด	น้ำหนักรวม
	2617450-1	2617452-1	2617455-1	2617458-1	2617460-1	(ซม.)	(กรัม)
Phylum Chordata							
Class Actinopterygii							
Order Anabantiformes							
Family Osphronemidae							
Anabas testudineus (ปลาทอง)	-	-	-	1	-	7.30	6.60

ตาราง ผลการวิเคราะห์สัตว์น้ำ (Aquatic animal) (เก็บตัวอย่างเมื่อวันที่ 9 เมษายน 2569) (ต่อ)

ชนิดสัตว์น้ำ	ปริมาณสัตว์น้ำ (ตัว)					ช่วงขนาด	น้ำหนักรวม
	2617450-1	2617452-1	2617455-1	2617458-1	2617460-1	(ซม.)	(กรัม)
Family Channidae							
Channa striata (ปลาช่อน)	-	-	-	1	-	13.10	68.30
Family Osphronemidae							
Trichopodus trichopterus (ปลากระดี่หม้อ)	10	7	-	2	1	5.50-9.50	145.80
Trichopsis vittata (ปลากริมควาย)	8	3	-	-	-	3.20-4.50	5.70
Family Pristolepididae							
Pristolepis fasciata (ปลาหมอช้างเหยียบ)	-	-	1	1	1	5.20-7.10	14.30
Order Cypriniformes							
Family Cyprinidae							
Cyclocheilichthys apogon (ปลาไส้ตันดาแดง)	8	7	1	-	1	7.50-9.40	83.80
Esomus metallicus (ปลาซิวหนวดยาว)	9	6	-	-	-	5.00-6.40	23.10
Labiobarbus leptocheilus (ปลาซ่า)	-	-	-	4	1	6.90-9.40	26.30
Osteochilus vittatus (ปลาสร้อยนกเขา)	-	-	1	1	2	5.70-9.30	25.30
Puntius brevis (ปลาตะเพียนทราย)	1	-	2	3	8	5.60-7.30	60.50
Rasbora borapetensis (ปลาซิวหางแดง)	-	-	4	5	3	3.60-4.40	6.50

ตาราง ผลการวิเคราะห์สัตว์น้ำ (Aquatic animal) (เก็บตัวอย่างเมื่อวันที่ 9 เมษายน 2569) (ต่อ)

ชนิดสัตว์น้ำ	ปริมาณสัตว์น้ำ (ตัว)					ช่วงขนาด	น้ำหนักรวม
	2617450-1	2617452-1	2617455-1	2617458-1	2617460-1	(ซม.)	(กรัม)
Systomus rubripinnus (ปลาแก้มช้ำ)	-	-	2	1	-	7.60-12.60	45.00
Order Perciformes							
Family Ambassidae							
Parambassis siamensis (ปลาเป็นแก้ว)	-	2	2	3	2	4.10-5.90	17.10
Order Siluriformes							
Family Bagridae							
Mystus atrifasciatus (ปลาแขยงข้างลาย)	-	-	-	-	2	10.40-10.70	14.20
Mystus mysticetus (ปลาแขยงข้างลาย)	1	-	-	-	-	10.00	7.20
ชนิดสัตว์น้ำ	**6**	**5**	**7**	**10**	**9**	**3.20-13.10**	**549.70**
ปริมาณสัตว์น้ำ	**37**	**25**	**13**	**22**	**21**		
ดัชนีความหลากหลายสัตว์น้ำ	**1.5549**	**1.5119**	**1.8185**	**2.1106**	**1.8974**		

Sample Location :
1. สถานี 2617450-1 : BOI1 : คลองโสมก่อนไหลผ่านพื้นที่โครงการ (GPS 47P 0774320, 1528283)
2. สถานี 2617452-1 : BOI2 : คลองโสมหลังไหลผ่านพื้นที่โครงการ (GPS 47P 0773808, 1529245)
3. สถานี 2617455-1 : BOI3 : คลองโสมก่อนไหลผ่านจุดระบายน้ำทิ้ง ระยะห่าง 1,000 เมตร (GPS 47P 0773680, 1534504)
4. สถานี 2617458-1 : BOI4 : คลองโสมบริเวณจุดระบายน้ำทิ้ง (GPS 47P 0773953, 1535200)
5. สถานี 2617460-1 : BOI5 : คลองโสมหลังไหลผ่านจุดระบายน้ำทิ้ง ระยะห่าง 1,000 เมตร (GPS 47P 0774355, 1536499)

Condition of Sample : fishing gear

(นายอรรวฤฒิ กันทะวงศ์)
ผู้วิเคราะห์

(นายธงกต อินทรชาติ)
หัวหน้าสถานีวิจัยประมงศรีราชา

สถานีวิจัยประมงศรีราชา
101/12 หมู่ 9 ต. บางพระ
อ. ศรีราชา จ. ชลบุรี 20110
โทร./โทรสาร. (038) 311379

Client : Rojana Industrial Park Prachinburi Co., Ltd.

Address : 141 Moo12 Tambol Hua-Wa, Amphur Sirmahaphot, Prachinburi, Thailand, 25140

Project Name : Prachinburi

รายงานผลการวิเคราะห์สัตว์หน้าดิน

ตาราง ผลการวิเคราะห์สัตว์หน้าดิน (เก็บตัวอย่างวันที่ 9 เมษายน 2569)

สกุลสัตว์หน้าดิน	ปริมาณสัตว์หน้าดิน (ตัวต่อตารางเมตร)				
	2617463-1	2617464-1	2617465-1	2617468-1	2617471-1
Phylum Annelida					
Class Clitellata					
Order Lumbriculida					
Family Lumbriculidae					
Lumbriculus sp. (ไส้เดือนน้ำ)	267	-	-	-	178
Order Tubificida					
Family Naididae					
Branchiura sp. (ไส้เดือนน้ำ)	-	-	-	119	267
Phylum Arthropoda					
Class Insecta					
Order Diptera					
Family Chironomidae					
Chironomus sp. (หนอนแดง)	75	163	341	208	119
Order Odonata					
Family Corduliidae					
Epitheca sp. (แมลงปอใหญ่)	-	-	15	-	15

ตาราง ผลการวิเคราะห์สัตว์หน้าดิน (เก็บตัวอย่างวันที่ 9 เมษายน 2569) (ต่อ)

สกุลสัตว์หน้าดิน	ปริมาณสัตว์หน้าดิน (ตัวต่อตารางเมตร)				
	2617463-1	2617464-1	2617465-1	2617468-1	2617471-1
Family Gomphidae					
Gomphus sp. (แมลงปอเสือ)	-	-	15	-	-
Phylum Mollusca					
Class Gastropoda					
Order Architaenioglossa					
Family Bithyniidae					
Bithynia sp. (หอยไข)	15	-	-	-	-
Family Thiaridae					
Melanoides sp. (หอยเจดีย์)	-	-	-	534	-
Family Viviparidae					
Filopaludina sp. (หอยขม)	-	-	-	-	75
Order Neogastropoda					
Family Buccinidae					
Clea sp. (หอยเจดีย์)	15	-	-	-	30
Class Bivalvia					
Order Unionida					
Family Unionidae					
Pilsbryoconcha sp. (หอยกาบ)	-	-	-	-	15
Scabies sp. (หอยกาบลาย)	-	-	-	119	-
สกุลสัตว์หน้าดิน	**4**	**1**	**3**	**4**	**7**
ปริมาณสัตว์หน้าดิน	**372**	**163**	**371**	**980**	**699**
ค่าดัชนีความหลากหลายสัตว์หน้าดิน	**0.8198**	**0.0000**	**0.3369**	**1.1719**	**1.5569**

Sample Location : 1. สถานี 2617463-1 : BOI1 : คลองโสมก่อนไหลผ่านพื้นที่โครงการ (GPS 47P 0774320, 1528283)

2. สถานี 2617464-1 : BOI2 : คลองโสมหลังไหลผ่านพื้นที่โครงการ (GPS 47P 0773808, 1529245)

3. สถานี 2617465-1 : BOI3 : คลองโสมก่อนไหลผ่านจุดระบายน้ำทิ้ง ระยะห่าง 1,000 เมตร (GPS 47P 0773680, 1534504)

4. สถานี 2617468-1 : BOI4 : คลองโสมบริเวณจุดระบายน้ำทิ้ง (GPS 47P 0773953, 1535200)

5. สถานี 2617471-1 : BOI5 : คลองโสมหลังไหลผ่านจุดระบายน้ำทิ้ง ระยะห่าง 1,000 เมตร (GPS 47P 0774355, 1536499)

Condition of Sample : contained in one plastic zip bag

(นายอรรถวุฒิ กันทะวงศ์)
ผู้วิเคราะห์

(นายอลงกต อินทรชาติ)
หัวหน้าสถานีวิจัยประมงศรีราชา

ภาคผนวก ง

ใบรับรองการสอบเทียบเครื่องมือ

right solutions.
right partner.

รายการเครื่องมือที่ใช้ในการวิเคราะห์ / ทดสอบ

Sample Name	Parameter	Equipment Name	ID No.	Calibrated Date	Next Cal	Freq. Calibrate (Months)
Ambient	Nitrogen Dioxide	NO_2 Analyzer	BKK_FS0797	5-Jan-26	5-Jul-26	6
Ambient	Nitrogen Dioxide	NO_2 Analyzer	RYG_FS0457	5-Jan-26	5-Jul-26	6
Ambient	Nitrogen Dioxide	NO_2 Analyzer	RYG_FS0551	5-Jan-26	5-Jul-26	6
Ambient	Nitrogen Dioxide	NO_2 Analyzer	RYG_FS0453	5-Jan-26	5-Jul-26	6
Ambient	Sulfur Dioxide	SO_2 Analyzer	BKK_FS0796	5-Jan-26	5-Jul-26	6
Ambient	Sulfur Dioxide	SO_2 Analyzer	RYG_FS0456	5-Jan-26	5-Jul-26	6
Ambient	Sulfur Dioxide	SO_2 Analyzer	RYG_FS0257	5-Jan-26	5-Jul-26	6
Ambient	Sulfur Dioxide	SO_2 Analyzer	RYG_FS0452	5-Jan-26	5-Jul-26	6
Ambient	Wind Speed / Wind Direction	Wind Speed / Wind Direction	RYG_FS0089	8-Apr-26	7-Oct-27	18
Ambient	Wind Speed / Wind Direction	Wind Speed / Wind Direction	RYG_FS0085	15-Jan-25	15-Jul-26	18
Ambient	Wind Speed / Wind Direction	Wind Speed / Wind Direction	RYG_FS0087	8-Apr-26	7-Oct-27	18
Ambient	Wind Speed / Wind Direction	Wind Speed / Wind Direction	RYG_FS0728	18-Feb-26	17-Aug-27	18
Ambient	Particulate Matter (PM-10)	High Volume	RYG_FS0184	-	-	On site Calibration
Ambient	Particulate Matter (PM-10)	High Volume	RYG_FS0185	-	-	On site Calibration
Ambient	Particulate Matter (PM-10)	High Volume	RYG_FS0192	-	-	On site Calibration
Ambient	Particulate Matter (PM-10)	High Volume	RYG_FS0294	-	-	On site Calibration
Ambient	Particulate Matter (PM-10)	Digital Balance	RYG_EN0001	3-Feb-26	3-Feb-27	12
Ambient	Total Suspended Particulate	High Volume	RYG_FS0177	-	-	On site Calibration
Ambient	Total Suspended Particulate	High Volume	RYG_FS0394	-	-	On site Calibration
Ambient	Total Suspended Particulate	High Volume	RYG_FS0175	-	-	On site Calibration
Ambient	Total Suspended Particulate	High Volume	RYG_FS0181	-	-	On site Calibration
Ambient	Total Suspended Particulate	Digital Balance	RYG_EN0001	3-Feb-26	3-Feb-27	12
Noise	Leq 24 hrs / Leq 5 min	Sound Calibrator	RYG_FS0215	8-Oct-25	7-Oct-26	12
Noise	Leq 24 hrs / Leq 5 min	Sound Level Meter	RYG_FS0433	18-Dec-25	17-Dec-26	12
Noise	Leq 24 hrs / Leq 5 min	Sound Level Meter	RYG_FS0434	21-Jan-26	20-Jan-27	12
Noise	Noise Annoyance	Sound Calibrator	RYG_FS0215	8-Oct-25	7-Oct-26	12
Noise	Noise Annoyance	Sound Level Meter	RYG_FS0433	18-Dec-25	17-Dec-26	12
Noise	Noise Annoyance	Sound Level Meter	RYG_FS0434	21-Jan-26	20-Jan-27	12
Noise	Noise Annoyance	Sound Level Meter	RYG_FS0432	21-Jan-26	20-Jan-27	12
Noise	Noise Annoyance	Sound Level Meter	RYG_FS0388	6-Apr-26	5-Apr-27	12
Rayong Lab	Cyanide	SPECTROPHOTOMETER	RYG_EN0037	18-Mar-25	18-Sep-26	18
Rayong Lab	Phenol	SPECTROPHOTOMETER	RYG_EN0037	18-Mar-25	18-Sep-26	18
Rayong Lab	pH at 25 °C	pH meter	RYG_EN0183	18-Jul-25	18-Jan-27	18
Rayong Lab	Nitrate	Spectrophotometer	RYG_EN0037	18-Mar-25	18-Sep-26	18
Rayong Lab	Ammonia Nitrogen	SPECTROPHOTOMETER	RYG_EN0037	18-Mar-25	18-Sep-26	18
Rayong Lab	Dissolved Oxygen	Chamber (Cold Room)	RYG_EN0184	27-Nov-25	27-May-27	18
Rayong Lab	BOD	DO meter with Sensor	RYG_EN0032	20-Jan-25	20-Jul-26	18
Rayong Lab	BOD	Incubator	RYG_EN0154	18-Mar-26	18-Sep-27	18
Rayong Lab	BOD	Burette	RYG_EN0216	18-Sep-25	18-Sep-26	12
Rayong Lab	Temperature	pH meter	RYG_FS0607	26-Nov-25	26-Nov-26	12
Rayong Lab	Silica	Spectrophotometer	RYG_EN0037	18-Mar-25	18-Sep-26	18
Rayong Lab	Nitrite	Spectrophotometer	RYG_EN0037	18-Mar-25	18-Sep-26	18
Rayong Lab	Total Hardness	Chamber (Cold Room)	RYG_EN0184	27-Nov-25	27-May-27	18
Rayong Lab	Color	Chamber (Cold Room)	RYG_EN0184	27-Nov-25	27-May-27	18
Rayong Lab	Turbidity	Chamber (Cold Room)	RYG_EN0184	27-Nov-25	27-May-27	18
Rayong Lab	Conductivity	Conductivity meter	RYG_EN0200	1-Dec-25	1-Dec-26	12
Rayong Lab	Chloride	pH ISE Meter	RYG_EN0152	18-Jun-25	18-Dec-26	18
Rayong Lab	Fluoride	pH ISE Meter	RYG_EN0152	18-Jun-25	18-Dec-26	18
Rayong Lab	Methyl Orange Alkalinity	pH meter	RYG_EN0183	18-Jul-25	18-Jan-27	18
Rayong Lab	Sulfate	Spectrophotometer	RYG_EN0037	18-Mar-25	18-Sep-26	18
Rayong Lab	COD	Spectrophotometer	RYG_EN0037	18-Mar-25	18-Sep-26	18
Rayong Lab	Formaldehyde	SPECTROPHOTOMETER	RYG_EN0037	18-Mar-25	18-Sep-26	18
Rayong Lab	Sulfide	Chamber (Cold Room)	RYG_EN0184	27-Nov-25	27-May-27	18
Rayong Lab	Total Dissolved Solids 180°C	Electronic Balance	RYG_EN0163	3-Feb-26	3-Feb-27	12
Rayong Lab	Total Dissolved Solids 180°C	Chamber (Oven)	RYG_EN0012	10-Sep-25	10-Mar-27	18
Rayong Lab	Total Kjeldahl Nitrogen	Block Digestion Unit	RYG_EN0188	10-Sep-25	10-Mar-27	18
Rayong Lab	Total Kjeldahl Nitrogen	pH Meter	RYG_EN0152	18-Jun-25	18-Dec-26	18

right solutions.
right partner.

รายการเครื่องมือที่ใช้ในการวิเคราะห์ / ทดสอบ

Sample Name	Parameter	Equipment Name	ID No.	Calibrated Date	Next Cal	Freq. Calibrate (Months)
Rayong Lab	Total Suspended Solids	Electronic Balance	RYG_EN0163	3-Feb-26	3-Feb-27	12
Rayong Lab	Total Suspended Solids	Chamber (Oven)	RYG_EN0012	10-Sep-25	10-Mar-27	18
Water Lab	Oil & Grease	Electronic Top-Loading Balance	BKK_EN0003	17-Jul-25	17-Jul-26	12
Water Lab	Oil & Grease	Water Bath	BKK_EN0439	9-Oct-25	9-Oct-26	12
Water Lab	Total Phosphorus	Digestion Unit	BKK_EN0366	2-Mar-26	2-Mar-27	12
Water Lab	Total Phosphorus	Discrete analyzer	BKK_EN0438	3-Sep-25	3-Sep-26	12
Rayong Lab	Arsenic	ICP-OES	RYG_EN0224	22-Aug-25	22-Aug-26	12
Rayong Lab	Arsenic	Hot Block	RYG_EN0227	4-Nov-25	4-Nov-26	12
Rayong Lab	Barium	ICP-OES	RYG_EN0224	22-Aug-25	22-Aug-26	12
Rayong Lab	Barium	Hot Block	RYG_EN0227	4-Nov-25	4-Nov-26	12
Rayong Lab	Cadmium	ICP-OES	RYG_EN0224	22-Aug-25	22-Aug-26	12
Rayong Lab	Cadmium	Hot Block	RYG_EN0227	4-Nov-25	4-Nov-26	12
Rayong Lab	Trivalent Chromium	ICP-OES	RYG_EN0224	22-Aug-25	22-Aug-26	12
Rayong Lab	Trivalent Chromium	Hot Block	RYG_EN0227	4-Nov-25	4-Nov-26	12
Rayong Lab	Copper	ICP-OES	RYG_EN0224	22-Aug-25	22-Aug-26	12
Rayong Lab	Copper	Hot Block	RYG_EN0227	4-Nov-25	4-Nov-26	12
Rayong Lab	Lead	ICP-OES	RYG_EN0224	22-Aug-25	22-Aug-26	12
Rayong Lab	Lead	Hot Block	RYG_EN0227	4-Nov-25	4-Nov-26	12
Rayong Lab	Manganese	ICP-OES	RYG_EN0224	22-Aug-25	22-Aug-26	12
Rayong Lab	Manganese	Hot Block	RYG_EN0227	4-Nov-25	4-Nov-26	12
Rayong Lab	Nickel	ICP-OES	RYG_EN0224	22-Aug-25	22-Aug-26	12
Rayong Lab	Nickel	Hot Block	RYG_EN0227	4-Nov-25	4-Nov-26	12
Rayong Lab	Selenium	ICP-OES	RYG_EN0224	22-Aug-25	22-Aug-26	12
Rayong Lab	Selenium	Hot Block	RYG_EN0227	4-Nov-25	4-Nov-26	12
Rayong Lab	Silver	ICP-OES	RYG_EN0224	22-Aug-25	22-Aug-26	12
Rayong Lab	Silver	Hot Block	RYG_EN0227	4-Nov-25	4-Nov-26	12
Rayong Lab	Zinc	ICP-OES	RYG_EN0224	22-Aug-25	22-Aug-26	12
Rayong Lab	Zinc	Hot Block	RYG_EN0227	4-Nov-25	4-Nov-26	12
Rayong Lab	Hexavalent Chromium	Spectrophotometer	RYG_EN0037	18-Mar-25	18-Sep-26	18
Rayong Lab	Mercury	Mercury Analyzer	RYG_EN0223	21-Jul-25	21-Jul-26	12
Rayong Lab	Aluminium	ICP-OES	RYG_EN0224	22-Aug-25	22-Aug-26	12
Rayong Lab	Aluminium	Hot Block	RYG_EN0227	4-Nov-25	4-Nov-26	12
Rayong Lab	Calcium	ICP-OES	RYG_EN0224	22-Aug-25	22-Aug-26	12
Rayong Lab	Calcium	Hot Block	RYG_EN0227	4-Nov-25	4-Nov-26	12
Rayong Lab	Iron	ICP-OES	RYG_EN0224	22-Aug-25	22-Aug-26	12
Rayong Lab	Iron	Hot Block	RYG_EN0227	4-Nov-25	4-Nov-26	12
Water Lab	Standard Plate Count	Autoclave	BKK_ML0041	4-Mar-25	4-Sep-26	18
Water Lab	Standard Plate Count	Incubator	BKK_ML0231	21-Aug-25	21-Aug-26	12
Water Lab	Standard Plate Count	Hot Air Oven	BKK_ML0013	9-Oct-25	9-Apr-27	18
Water Lab	*Escherichia coli*	Autoclave	BKK_ML0041	4-Mar-25	4-Sep-26	18
Water Lab	*Escherichia coli*	Incubator	BKK_ML0231	21-Aug-25	21-Aug-26	12
Water Lab	*Escherichia coli*	Hot Air Oven	BKK_ML0013	9-Oct-25	9-Apr-27	18
Water Lab	*Escherichia coli*	Water Bath	BKK_ML0056	4-Feb-26	4-Feb-27	12
Water Lab	Total Coliform	Autoclave	BKK_ML0041	4-Mar-25	4-Sep-26	18
Water Lab	Total Coliform	Incubator	BKK_ML0231	21-Aug-25	21-Aug-26	12
Water Lab	Total Coliform	Hot Air Oven	BKK_ML0013	9-Oct-25	9-Apr-27	18
Water Lab	Fecal Coliform	Autoclave	BKK_ML0041	4-Mar-25	4-Sep-26	18
Water Lab	Fecal Coliform	Incubator	BKK_ML0231	21-Aug-25	21-Aug-26	12
Water Lab	Fecal Coliform	Hot Air Oven	BKK_ML0013	9-Oct-25	9-Apr-27	18
Water Lab	Fecal Coliform	Water Bath	BKK_ML0056	4-Feb-26	4-Feb-27	12
Soil	Mercury	Mercury Analyzer	BKK_EL0128	27-Nov-25	27-Nov-26	12
Soil	Arsenic	ICP-OES	BKK_EL0037	23-Feb-26	22-Feb-27	12
Soil	Arsenic	Hot Block	BKK_EL0054	4-Mar-25	4-Sep-26	18
Soil	Arsenic	Chamber (Cooling Room)	BKK_EN0167	4-Jun-25	4-Dec-26	18
Soil	Cadmium	ICP-OES	BKK_EL0037	23-Feb-26	22-Feb-27	12
Soil	Cadmium	Hot Block	BKK_EL0054	4-Mar-25	4-Sep-26	18
Soil	Cadmium	Chamber (Cooling Room)	BKK_EN0167	4-Jun-25	4-Dec-26	18

right solutions.
right partner.

รายการเครื่องมือที่ใช้ในการวิเคราะห์ / ทดสอบ

Sample Name	Parameter	Equipment Name	ID No.	Calibrated Date	Next Cal	Freq. Calibrate (Months)
Soil	Copper	ICP-OES	BKK_EL0037	23-Feb-26	22-Feb-27	12
Soil	Copper	Hot Block	BKK_EL0054	4-Mar-25	4-Sep-26	18
Soil	Copper	Chamber (Cooling Room)	BKK_EN0167	4-Jun-25	4-Dec-26	18
Soil	Lead	ICP-OES	BKK_EL0037	23-Feb-26	22-Feb-27	12
Soil	Lead	Hot Block	BKK_EL0054	4-Mar-25	4-Sep-26	18
Soil	Lead	Chamber (Cooling Room)	BKK_EN0167	4-Jun-25	4-Dec-26	18
Soil	Manganese	ICP-OES	BKK_EL0037	23-Feb-26	22-Feb-27	12
Soil	Manganese	Hot Block	BKK_EL0054	4-Mar-25	4-Sep-26	18
Soil	Manganese	Chamber (Cooling Room)	BKK_EN0167	4-Jun-25	4-Dec-26	18
Soil	Nickel	ICP-OES	BKK_EL0037	23-Feb-26	22-Feb-27	12
Soil	Nickel	Hot Block	BKK_EL0054	4-Mar-25	4-Sep-26	18
Soil	Nickel	Chamber (Cooling Room)	BKK_EN0167	4-Jun-25	4-Dec-26	18
Soil	Selenium	ICP-OES	BKK_EL0037	23-Feb-26	22-Feb-27	12
Soil	Selenium	Hot Block	BKK_EL0054	4-Mar-25	4-Sep-26	18
Soil	Selenium	Chamber (Cooling Room)	BKK_EN0167	4-Jun-25	4-Dec-26	18
Soil	Silver	ICP-OES	BKK_EL0037	23-Feb-26	22-Feb-27	12
Soil	Silver	Hot Block	BKK_EL0054	4-Mar-25	4-Sep-26	18
Soil	Silver	Chamber (Cooling Room)	BKK_EN0167	4-Jun-25	4-Dec-26	18
Soil	Zinc	ICP-OES	BKK_EL0037	23-Feb-26	22-Feb-27	12
Soil	Zinc	Hot Block	BKK_EL0054	4-Mar-25	4-Sep-26	18
Soil	Zinc	Chamber (Cooling Room)	BKK_EN0167	4-Jun-25	4-Dec-26	18
Soil	Hexavalent Chromium	Spectrophotometer	BKK_EN0356	8-Oct-25	8-Oct-26	12

MULTIPOINT CALIBRATION REPORT

Calibration Date	5-Jan-26	Equipment Name	NOx Analyzer
Manufacturer	HORIBA	Model	APNA-370
Serial No.	H73KYD1M	Equipment ID	BKK_FS0797
Calibrator Manufacturer	Teledyne API	Model	700
Serial No.	947		
Std. Gas Concentration (PPM)	55.88	Cylinder No.	GN0027222
Cylinder Pressure (psi)	1800	Certified By	Airgas Inc.
Certified Date	9-Feb-22	Expired Date	9-Feb-30

Point	CALIBRATION RESULTS						
	Ideal	Actual NO	Error NO	%Error NO	Actual NOx	Error NOx	%Error NOx
ZERO	0.00	0.10	0.10	0.10	0.10	0.10	0.10
1	100.00	99.70	-0.30	-0.30	101.00	1.00	1.00
2	200.00	198.80	-1.20	-0.60	201.10	1.10	0.55
3	300.00	299.10	-0.90	-0.30	299.60	-0.40	-0.13
4	400.00	401.10	1.10	0.28	399.60	-0.40	-0.10
AVERAGE (%)				-0.16			0.28

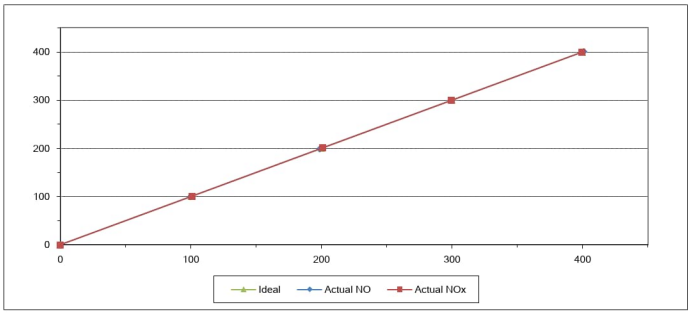

Calibrated By

(Mr.Jirawut Sakarn)
Field Environmental Scientist (3)

Approved By

(Mr.Sarayuth Jittranont)
Assistant General Manager

MULTIPOINT CALIBRATION REPORT

Calibration Date	5-Jan-26	Equipment Name	NOx Analyzer
Manufacturer	HORIBA	Model	APNA-370
Serial No.	T2T8YRLL	Equipment ID	RYG_FS0457
Calibrator Manufacturer	Teledyne API	Model	700
Serial No.	947		
Std. Gas Concentration (PPM)	55.88	Cylinder No.	GN0027222
Cylinder Pressure (psi)	1800	Certified By	Airgas Inc.
Certified Date	9-Feb-22	Expired Date	9-Feb-30

Point	CALIBRATION RESULTS						
	Ideal	Actual NO	Error NO	%Error NO	Actual NOx	Error NOx	%Error NOx
ZERO	0.00	0.10	0.10	0.10	0.10	0.10	0.10
1	100.00	98.30	-1.70	-1.70	100.10	0.10	0.10
2	200.00	199.40	-0.60	-0.30	199.80	-0.20	-0.10
3	300.00	298.70	-1.30	-0.43	298.50	-1.50	-0.50
4	400.00	398.60	-1.40	-0.35	400.50	0.50	0.13
AVERAGE (%)				-0.54			-0.06

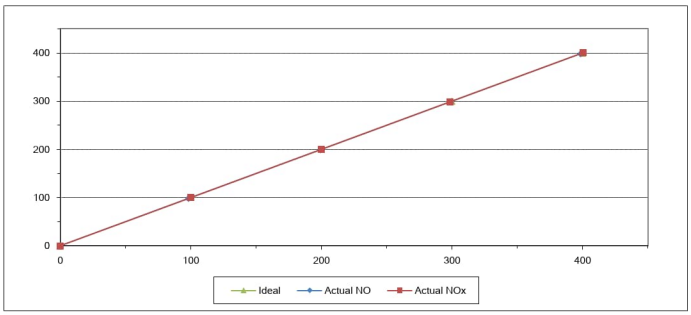

Calibrated By

(Mr.Jirawut Sakarn)
Field Environmental Scientist (3)

Approved By

(Mr.Sarayuth Jittranont)
Assistant General Manager

MULTIPOINT CALIBRATION REPORT

Calibration Date	5-Jan-26	Equipment Name	NOx Analyzer
Manufacturer	HORIBA	Model	APNA-370
Serial No.	U8AOEAGK	Equipment ID	RYG_FS0551
Calibrator Manufacturer	Teledyne API	Model	700
Serial No.	947		
Std. Gas Concentration (PPM)	55.88	Cylinder No.	GN0027222
Cylinder Pressure (psi)	1800	Certified By	Airgas Inc.
Certified Date	9-Feb-22	Expired Date	9-Feb-30

Point	CALIBRATION RESULTS						
	Ideal	Actual NO	Error NO	%Error NO	Actual NOx	Error NOx	%Error NOx
ZERO	0.00	0.10	0.10	0.10	0.10	0.10	0.10
1	100.00	99.00	-1.00	-1.00	101.30	1.30	1.30
2	200.00	198.80	-1.20	-0.60	201.00	1.00	0.50
3	300.00	298.40	-1.60	-0.53	301.10	1.10	0.37
4	400.00	398.50	-1.50	-0.38	401.30	1.30	0.33
AVERAGE (%)				-0.48			0.52

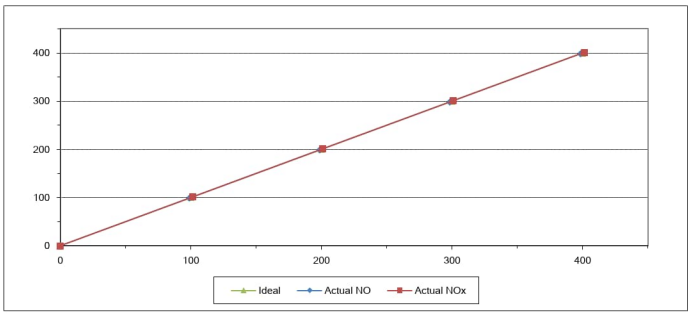

Calibrated By

(Mr.Jirawut Sakarn)
Field Environmental Scientist (3)

Approved By

(Mr.Sarayuth Jittranont)
Assistant General Manager

MULTIPOINT CALIBRATION REPORT

Calibration Date	5-Jan-26	Equipment Name	NOx Analyzer
Manufacturer	HORIBA	Model	APNA-370
Serial No.	AWXG87CR	Equipment ID	RYG_FS0453
Calibrator Manufacturer	Teledyne API	Model	700
Serial No.	947		
Std. Gas Concentration (PPM)	55.88	Cylinder No.	GN0027222
Cylinder Pressure (psi)	1800	Certified By	Airgas Inc.
Certified Date	9-Feb-22	Expired Date	9-Feb-30

Point	CALIBRATION RESULTS						
	Ideal	Actual NO	Error NO	%Error NO	Actual NOx	Error NOx	%Error NOx
ZERO	0.00	0.10	0.10	0.10	0.10	0.10	0.10
1	100.00	99.70	-0.30	-0.30	101.10	1.10	1.10
2	200.00	198.60	-1.40	-0.70	199.70	-0.30	-0.15
3	300.00	299.00	-1.00	-0.33	298.70	-1.30	-0.43
4	400.00	401.20	1.20	0.30	401.10	1.10	0.28
AVERAGE (%)				-0.19			0.18

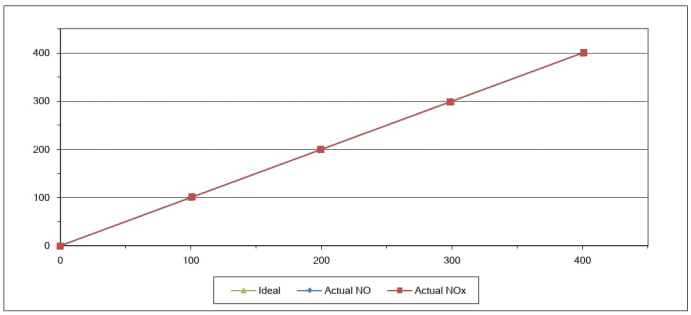

Calibrated By

(Mr.Jirawut Sakarn)
Field Environmental Scientist (3)

Approved By

(Mr.Sarayuth Jittranont)
Assistant General Manager

MULTIPOINT CALIBRATION REPORT

Calibration Date	5-Jan-26	Equipment Name	SO2 Analyzer
Manufacturer	HORIBA	Model	APSA-370
Serial No.	G2CH436B	Equipment ID	BKK_FS0796
Calibrator Manufacturer	Teledyne API	Model	700
Serial No.	947		
Std. Gas Concentration (PPM)	56.3	Cylinder No.	GN0027222
Cylinder Pressure (psi)	1800	Certified By	Airgas Inc.
Certified Date	9-Feb-22	Expired Date	9-Feb-30

Point	CALIBRATION RESULTS			
	Ideal	Autual	Error	%Error
ZERO	0.00	0.05	0.05	0.05
1	100.00	98.70	-1.30	-1.30
2	200.00	198.10	-1.90	-0.95
3	300.00	298.50	-1.50	-0.50
4	400.00	398.50	-1.50	-0.38
AVERAGE (%)				-0.62

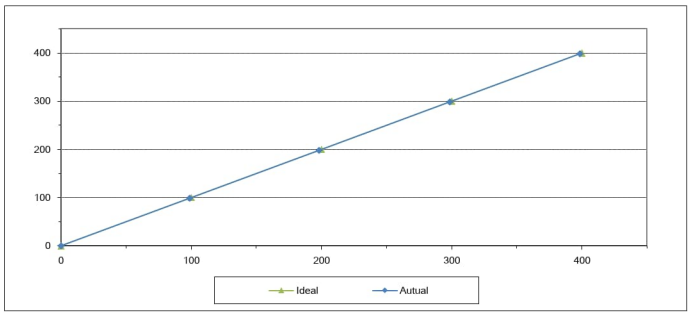

Calibrated By

(Mr.Jirawut Sakarn)
Field Environmental Scientist (3)

Approved By

(Mr.Sarayuth Jittranont)
Assistant General Manager

MULTIPOINT CALIBRATION REPORT

Calibration Date	5-Jan-26	Equipment Name	SO2 Analyzer
Manufacturer	HORIBA	Model	APSA-370
Serial No.	R0HWYDVW	Equipment ID	RYG_FS0456
Calibrator Manufacturer	Teledyne API	Model	700
Serial No.	947		
Std. Gas Concentration (PPM)	56.3	Cylinder No.	GN0027222
Cylinder Pressure (psi)	1800	Certified By	Airgas Inc.
Certified Date	9-Feb-22	Expired Date	9-Feb-30

Point	CALIBRATION RESULTS			
	Ideal	Autual	Error	%Error
ZERO	0.00	0.10	0.10	0.10
1	100.00	99.70	-0.30	-0.30
2	200.00	199.40	-0.60	-0.30
3	300.00	298.50	-1.50	-0.50
4	400.00	398.80	-1.20	-0.30
AVERAGE (%)				-0.26

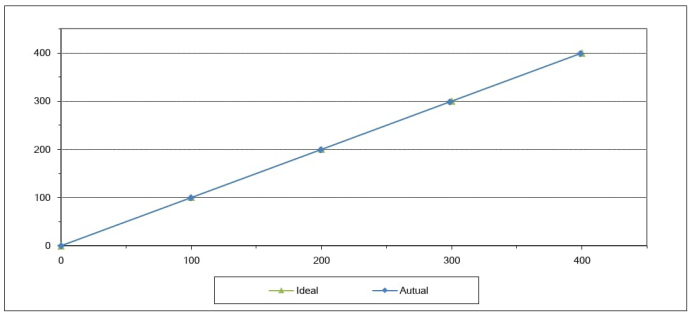

Calibrated By

(Mr.Jirawut Sakarn)
Field Environmental Scientist (3)

Approved By

(Mr.Sarayuth Jittranont)
Assistant General Manager

ALS Laboratory Group

FORM NO.: F 06-056 REVISION NO.: - ISSUE DATE: 02/04/12

MULTIPOINT CALIBRATION REPORT

Calibration Date	5-Jan-26	Equipment Name	SO2 Analyzer
Manufacturer	HORIBA	Model	APSA-370
Serial No.	24PH0KNA	Equipment ID	RYG_FS0257
Calibrator Manufacturer	Teledyne API	Model	700
Serial No.	947		
Std. Gas Concentration (PPM)	56.3	Cylinder No.	GN0027222
Cylinder Pressure (psi)	1800	Certified By	Airgas Inc.
Certified Date	9-Feb-22	Expired Date	9-Feb-30

Point	CALIBRATION RESULTS			
	Ideal	Autual	Error	%Error
ZERO	0.00	0.10	0.10	0.10
1	100.00	99.80	-0.20	-0.20
2	200.00	199.70	-0.30	-0.15
3	300.00	299.60	-0.40	-0.13
4	400.00	398.40	-1.60	-0.40
AVERAGE (%)				-0.16

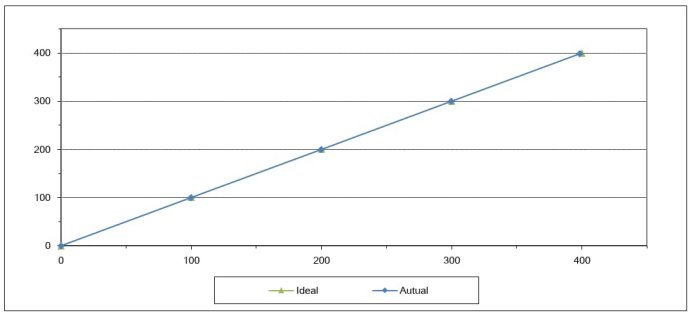

Calibrated By

(Mr.Jirawut Sakarn)
Field Environmental Scientist (3)

Approved By

(Mr.Sarayuth Jittranont)
Assistant General Manager

ALS Laboratory Group

FORM NO.: F 06-056 REVISION NO.: - ISSUE DATE: 02/04/12

MULTIPOINT CALIBRATION REPORT

Calibration Date	5-Jan-26	Equipment Name	SO2 Analyzer
Manufacturer	HORIBA	Model	APSA-370
Serial No.	90U0XJ31	Equipment ID	RYG_FS0452
Calibrator Manufacturer	Teledyne API	Model	700
Serial No.	947		
Std. Gas Concentration (PPM)	56.3	Cylinder No.	GN0027222
Cylinder Pressure (psi)	1800	Certified By	Airgas Inc.
Certified Date	9-Feb-22	Expired Date	9-Feb-30

Point	CALIBRATION RESULTS			
	Ideal	Autual	Error	%Error
ZERO	0.00	0.10	0.10	0.10
1	100.00	98.80	-1.20	-1.20
2	200.00	198.70	-1.30	-0.65
3	300.00	298.00	-2.00	-0.67
4	400.00	398.80	-1.20	-0.30
AVERAGE (%)				-0.54

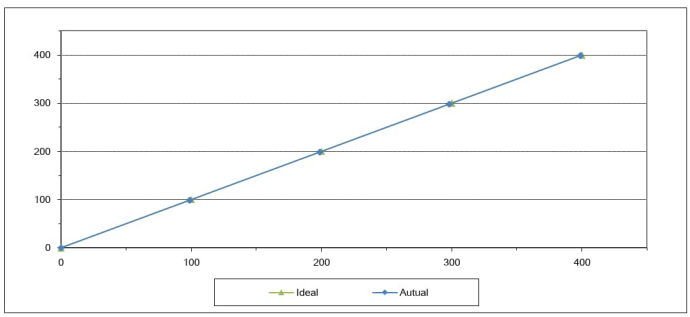

Calibrated By

(Mr.Jirawut Sakarn)
Field Environmental Scientist (3)

Approved By

(Mr.Sarayuth Jittranont)
Assistant General Manager

ALS Laboratory Group

FORM NO.: F 06-056 REVISION NO.: - ISSUE DATE: 02/04/12

JNAC
JIRANATEE ASSOCIATES CO.,LTD.

Jiranatee Associates Co.,Ltd
63/14-15, 67/35-36
Petchkasem 7,7/1, Rd. Watthapra, Bangkokyai,
Bangkok 10600(Thailand)
Tel: +6608680812
Mobile: +66863999453
E-mail: jnac-calibration@jiranatee.com
Web site: www.jiranatee.com

Accredited calibration laboratory
ISO/IEC 17025:2017
NSC-TISI-TIS 17025
CALIBRATION 0367

Air speed measurement laboratory
Calibration services department.

ilac-MRA THAILAND
NSC – TISI – TIS 17025
CALIBRATION 0367

Certificate Number
CWS-030-69

CERTIFICATE OF CALIBRATION

Page 1 of 2 Pages

MEASUREMENT ITEM	: Cup anemometer
MANUFACTURER	: Novalynx
MODEL/TYPE	: Sensor: WS-02F Data logger: 200-WS-25DL
SERIAL NUMBER	: Sensor: WSD-A4987 Data logger: A4987
ID NUMBER	: RYG_FS0089
CONDITION AS-RECEIVED	: Used item
CUSTOMER	: ALS laboratory group (Thailand) Co., Ltd. 104 Phatthanakan 40, Phatthanakan Rd, Khwaeng Suan Luang, Khet Suan Luang, Bangkok 10250 Thailand.
RECEIVED DATE	: 02 Apr 2026
MEASUREMENT DATE	: 08 Apr 2026
ISSUE DATE	: 08 Apr 2026

ENVIRONMENTAL CONDITIONS:
Ambient condition in the laboratory are as follow:

Temperature	: 23.0 ± 3.0	°C
Relative Humidity	: 55.0 ± 15.0	%RH
Atmospheric Pressure	: 1010± 10	hPa

PLACE OF CALIBRATION : Eiffel-type wind tunnel of Jiranatee Associates Co., Ltd.

CALIBRATION CONDITIONS

: Wind tunnel cross-section area[1]	900	cm^2
Cup anemometer frontal area[2]	100	cm^2
Diameter of mounting pipe[3]	-	mm
Blockage ratio of test object[4]	0.111	[-]

Preconditioning : 24 hours at ambient conditions.
Measurement Condition : The average values during measurement are (24.0) °C, (40.9) %RH and (1010.9) hPa.

TABULATION OF RESULTS:
The table on next page give the measured values.

Calibration procedure:
The Cup anemometer was calibrated against Standard air velocity transducer model: 8455-12 and pitot tube with precision differential pressure meter model: DPM2500 in an close test-section of Eiffel-type wind tunnel with 900 cm^2 cross test section area. The WI-CL-007 based on IEC 61400-12-1, Wind energy generation systems – Part 12-1: Power performance measurements of electricity producing wind turbines, March 2017 was used as a calibration guideline.

Traceability:
This certificate provides a traceability of The measurement to recognized the national standards, and to realization of the international system of units (SI) through the NIMT (National Metrology Institute of Thailand) via Certificate number: MW-0019-25 and MW-0059-25

Uncertainty of Measurement:
The reported uncertainty of measurement is based on the standard uncertainty multiplied by a coverage factor k=2, Which for a normal distribution corresponds to a coverage probability of approximately 95%. The standard uncertainty has been determined in accordance with the GUM 'Evaluation of measurement data - Guide to the expression of uncertainty in measurement'

Calibrated by:
☑ Mr. Sorawit Thachalad
☐ Miss Jittraporn Lertsomphol

JNAC JIRANATEE ASSOCIATES CO.,LTD.

Approved signatory:
Mr. Parinya Boonchareon
Calibration Department Manager

REVIEW BY Supt. S.
APPROVED BY
NEXT CAL DATE 07/ 10/ 2027

Remark:
[1] Nozzle cross-section area of the wind tunnel
[2] Projected cross-section area of the tested object include mounting pipe
[3] Diameter of mounting pipe
[4] Ratio [2] to [1]

THIS CERTIFICATE OF CALIBRATION MAY NOT BE REPRODUCED EXCEPT IN FULL UNLESS PERMISSION FOR REPRODUCTION HAS BEEN OBTAINED IN WRITING FROM THE LABORATORY

Certificate Number
CWS-030-69

MEASUREMENT RESULTS [5]

The Cup anemometer, Unit Under Calibration (UUC) was exercise at 10 m/s for 5 minutes prior to calibration being performed. The standard air velocity 0.5 m/s to 5 m/s was calculated by a standard air velocity transducer which was installed 50 mm away from wind tunnel nozzle and installed 40 mm away from top of the test section and the standard air velocity 5 m/s to 30 m/s was calculated by a pitot tube with precision differential pressure meter which was installed 50 mm away from wind tunnel nozzle and installed 40 mm away from top of the test section, UUC was mounted on a round vertical tube of the lower plate at center of test section. The calibration was carried out under both rising and falling air velocity in the range of 1 m/s to 16 m/s at calibration interval of 1 m/s. The results of calibration and associated measurement uncertainties are reported in the table below.

v_{std} [6] (m/s)	Temp. wind tunnel (°C)	Temp. room (°C)	v_{UUC} [7] (m/s)	Error (m/s)	U (k=2) (m/s)
1.009	23.88	23.95	0.9	-0.1	0.31
2.178	24.02	23.95	2.0	-0.2	0.31
3.046	23.96	23.95	2.9	-0.1	0.31
4.252	23.94	23.95	4.0	-0.3	0.31
5.02	23.80	23.95	5.0	-0.1	0.31
6.00	23.82	23.95	6.0	0.0	0.31
7.02	23.70	23.95	7.0	0.0	0.31
8.02	23.72	23.95	8.1	0.1	0.31
9.02	23.86	23.95	9.2	0.1	0.31
10.02	23.60	23.95	10.1	0.1	0.38
11.01	24.00	23.95	11.2	0.2	0.31
12.00	23.64	23.95	12.1	0.1	0.31
12.99	24.00	23.95	13.2	0.2	0.32
13.98	23.66	23.95	14.2	0.2	0.31
14.97	24.00	23.95	15.3	0.3	0.45
16.05	23.80	23.95	16.4	0.4	0.38

Remark:

[5] Calibration results only count for the tested circumstances and environmental conditions during which calibration took place

[6] Velocity of standard

[7] Velocity of Unit Under Calibration

PHOTO OF CALIBRATION SET-UP



Calibration set-up of the Cup anemometer calibration in the wind tunnel of Jiranatee Associates Co., Ltd. The Cup anemometer shown may differ from the calibrated one. Remark: The proportion of the set- up is not true to scale due to imaging geometry.

End of Certificate of Calibration

JIRANATEE ASSOCIATES CO.,LTD.

Jiranatee Associates Co.,Ltd
63/14-15, 67/35-36
Petchkasem 7,7/1, Rd. Watthapra, Bangkokyai,
Bangkok 10600(Thailand)
Tel: +6608680812
Mobile: +66863999453
E-mail: jnac-calibration@jiranatee.com
Web site: www.jiranatee.com

Accredited calibration laboratory
ISO/IEC 17025:2017
NSC-TISI-TIS 17025
CALIBRATION 0367

Wind direction measurement laboratory
Calibration services department.

NSC – TISI – TIS 17025
CALIBRATION 0367

Certificate Number
CWD-030-69

CERTIFICATE OF CALIBRATION

MEASUREMENT ITEM : Wind Direction Sensor
MANUFACTURER : Novalynx
MODEL/TYPE : Sensor: WS-02F
Data logger: 200-WS-25DL
SERIAL NUMBER : Sensor: WSD-A4987
Data logger: A4987
ID NUMBER : RYG_FS0089
CONDITION AS-RECEIVED : Used item
CUSTOMER : ALS laboratory group (Thailand) Co., Ltd.
104 Phatthanakan 40, Phatthanakan Rd,
Khwaeng Suan Luang, Khet Suan Luang,
Bangkok 10250 Thailand.

RECEIVED DATE : 02 Apr 2026
MEASUREMENT DATE : 08 Apr 2026
ISSUE DATE : 08 Apr 2026

ENVIRONMENTAL CONDITIONS:
Ambient condition in the laboratory are as follow:

Temperature	: 23.0 ± 3.0	°C
Relative Humidity	: 55.0 ± 15.0	%RH
Atmospheric Pressure	: 1010 ± 10	hPa

PLACE OF CALIBRATION : Eiffel-type wind tunnel of Jiranatee Associates Co., Ltd.

CALIBRATION CONDITION

: Wind tunnel cross-section area[1]	900	cm^2
Wind direction frontal area[2]	129	cm^2
Diameter of mounting pipe[3]	-	mm
Blockage ratio of test object[4]	0.143	[-]

Preconditioning : 24 hours at ambient conditions.
Measurement Condition : The average values during measurement are (23.9)°C, (46.2) %RH and (1010.4) hPa.

TABULATION OF RESULTS:
The table on next page give the measured values.

Calibrated by:
☑ Mr. Sorawit Thachalad
☐ Miss Jittraporn Lertsomphol

Approved signatory: .....
Mr. Parinya Booncharoen
Calibration Department Manager

Calibration procedure:
The wind direction sensor was calibrated against Standard Rotary Encoder model: AX400915-DM04-P3-5-U0 in an close test-section of Eiffel-type wind tunnel with 900 cm^2 cross test section area. The WI-CL-008 based on IEC 61400-12-1, Wind energy generation systems – Part 12-1: Power performance measurements of electricity producing wind turbines, March 2017 was used as a calibration guideline.

Traceability:
This certificate provides a traceability of The measurement to recognized the national standards, and to realization of the international system of units (SI) through the NIMT (National Metrology Institute of Thailand) via Certificate number: DA-0027-24.

Uncertainty of Measurement:
The reported uncertainty of measurement is based on the standard uncertainty multiplied by a coverage factor k=2, Which for a normal distribution corresponds to a coverage probability of approximately 95%. The standard uncertainty has been determined in accordance with the GUM 'Evaluation of measurement data - Guide to the expression of uncertainty in measurement'

Remark:
[1] Nozzle cross-section area of the wind tunnel
[2] Projected cross-section area of the tested object include mounting pipe
[3] Diameter of mounting pipe
[4] Ratio [2] to [1]

THIS CERTIFICATE OF CALIBRATION MAY NOT BE REPRODUCED EXCEPT IN FULL UNLESS PERMISSION FOR REPRODUCTION HAS BEEN OBTAINED IN WRITING FROM THE LABORATORY

Certificate Number
CWD-030-69

MEASUREMENT RESULTS [5]

The wind direction sensor was calibrated against standard rotary encoder by comparison method. During calibration, the measurement was carried out at 45° intervals in clockwise and counterclockwise directions after offset adjustment has been made. The flow speed of wind tunnel (usually 5 m/s) is kept constant while the sensor is rotated around its vertical axis. The results of calibration and associated measurement uncertainties are reported in the table below.

Air speed	$D°_{std}$	$D°_{UUC}$	Error	U (k=2)
m/s	Degree (°)	Degree (°)	Degree (°)	Degree (°)
5.03	45.000	40	-5	0.60
	90.000	87	-3	0.60
	135.000	133	-2	0.60
	180.000	179	-1	0.60
	225.000	229	4	0.60
	270.000	274	4	0.60
	315.000	318	3	0.60
	360.000	359	-1	0.60

Remark:

[5] Calibration results only count for the tested circumstances and environmental conditions during which calibration took place

[6] Direction of standard

[7] Direction of Unit Under Calibration

End of Certificate of Calibration

JIRANATEE ASSOCIATES CO.,LTD.

Jiranatee Associates Co.,Ltd
63/14-15, 67/35-36
Petchkasem 7,7/1, Rd. Watthapra, Bangkokyai,
Bangkok 10600(Thailand)
Tel: +6608680812
Mobile: +66863999453
E-mail: jnac-calibration@jiranatee.com
Web site: www.jiranatee.com

Accredited calibration laboratory
ISO/IEC 17025:2017
NSC-TISI-TIS 17025
CALIBRATION 0367

Air speed measurement laboratory
Calibration services department.

NSC – TISI – TIS 17025
CALIBRATION 0367

Certificate Number
CWS-002-68

CERTIFICATE OF CALIBRATION

MEASUREMENT ITEM : Cup anemometer
MANUFACTURER : Novalynx
MODEL/TYPE : Sensor: WS-02F
Data logger: 200-WS-25DL
SERIAL NUMBER : Sensor: WSD-A4985
Data logger: A4985
ID NUMBER : RYG_FS0085
CONDITION AS-RECEIVED : Used item
CUSTOMER : ALS laboratory group (Thailand) Co., Ltd.
104 Phatthanakan 40, Phatthanakan Rd, Khwaeng Suan Luang,
Khet Suan Luang, Bangkok 10250 Thailand.

RECEIVED DATE : 10 Jan 2025
MEASUREMENT DATE : 15 Jan 2025
ISSUE DATE : 16 Jan 2025

ENVIRONMENTAL CONDITIONS:
Ambient condition in the laboratory are as follow:

Temperature	: 23.0 ± 3.0	°C
Relative Humidity	: 55.0 ± 15.0	%RH
Atmospheric Pressure	: 1010± 10	hPa

PLACE OF CALIBRATION : Eiffel-type wind tunnel of Jiranatee Associates Co., Ltd.

CALIBRATION CONDITIONS

: Wind tunnel cross-section area[1]	900	cm^2
Wind direction frontal area[2]	100	cm^2
Diameter of mounting pipe[3]	-	mm
Blockage ratio of test object[4]	0.111	[-]

Preconditioning : 24 hours at ambient conditions.
Measurement Condition : The average values during measurement are (24.4) °C, (59.8) %RH and (1011.1) hPa.

TABULATION OF RESULTS:
The table on next page give the measured values.

Calibrated by:
☑ Mr. Sorawit Thachalad
☐ Miss Jittraporn Lertsomphol

Approved signatory: .....
Mr. Parinya Booncharoen
Calibration Department Manager

REVIEW BY .....
APPROVED BY .....
NEXT CAL DATE 15/ 07/ 26

Calibration procedure:
The Cup anemometer was calibrated against Standard air velocity transducer model: 8455-02 and pitot tube with precision differential pressure meter model: DPM2500 in an close test-section of Eiffel-type wind tunnel with 900 cm^2 cross test section area. The WI-CL-007 based on IEC 61400-12-1, Wind energy generation systems – Part 12-1: Power performance measurements of electricity producing wind turbines, March 2017 was used as a calibration guideline.

Traceability:
This certificate provides a traceability of The measurement to recognized the national standards, and to realization of the international system of units (SI) through the NIMT (National Metrology Institute of Thailand) via Certificate number: MW-0007-24 and MW-0065-24

Uncertainty of Measurement:
The reported uncertainty of measurement is based on the standard uncertainty multiplied by a coverage factor k=2, Which for a normal distribution corresponds to a coverage probability of approximately 95%. The standard uncertainty has been determined in accordance with the GUM 'Evaluation of measurement data - Guide to the expression of uncertainty in measurement'

Remark:
[1] Nozzle cross-section area of the wind tunnel
[2] Projected cross-section area of the tested object include mounting pipe
[3] Diameter of mounting pipe
[4] Ratio [2] to [1]

THIS CERTIFICATE OF CALIBRATION MAY NOT BE REPRODUCED EXCEPT IN FULL UNLESS PERMISSION FOR REPRODUCTION HAS BEEN OBTAINED IN WRITING FROM THE LABORATORY

Certificate Number
CWS-002-68

MEASUREMENT RESULTS [5]

The Cup anemometer, Unit Under Calibration (UUC) was exercise at 10 m/s for 5 minutes prior to calibration being performed. The standard air velocity 0.5 m/s to 5 m/s was calculated by a standard air velocity transducer which was installed 50 mm away from wind tunnel nozzle and installed 40 mm away from top of the test section and the standard air velocity 5 m/s to 30 m/s was calculated by a pitot tube with precision differential pressure meter which was installed 50 mm away from wind tunnel nozzle and installed 40 mm away from top of the test section, UUC was mounted on a round vertical tube of the lower plate at center of test section. The calibration was carried out under both rising and falling air velocity in the range of 1 m/s to 16 m/s at calibration interval of 1 m/s. The results of calibration and associated measurement uncertainties are reported in the table below.

v_{std} [6] (m/s)	Temp. wind tunnel (°C)	Temp. room (°C)	v_{uuc} [7] (m/s)	Error (m/s)	U (k=2) (m/s)
0.986	24.50	24.40	0.9	-0.1	0.31
2.220	24.50	24.40	2.0	-0.2	0.31
3.010	24.40	24.40	3.0	0.0	0.45
4.224	24.42	24.40	4.0	-0.2	0.31
4.98	24.52	24.40	5.0	0.0	0.48
5.92	24.30	24.40	6.0	0.0	0.31
7.04	24.34	24.40	7.0	0.0	0.31
8.04	24.44	24.40	8.0	0.0	0.31
8.99	24.34	24.40	9.1	0.1	0.45
10.05	24.54	24.40	10.0	0.0	0.34
11.15	24.62	24.40	11.1	0.0	0.49
12.01	24.32	24.40	12.0	0.0	0.39
13.08	24.66	24.40	13.1	0.0	0.52
13.96	24.36	24.40	14.3	0.3	0.40
15.06	24.40	24.40	15.3	0.3	0.37
16.01	24.50	24.40	16.2	0.2	0.54

Remark:

[5] Calibration results only count for the tested circumstances and environmental conditions during which calibration took place

[6] Velocity of standard

[7] Velocity of Unit Under Calibration

PHOTO OF CALIBRATION SET-UP



Calibration set-up of the Cup anemometer calibration in the wind tunnel of Jiranatee Associates Co., Ltd. The Cup anemometer shown may differ from the calibrated one. Remark: The proportion of the set- up is not true to scale due to imaging geometry.

End of Certificate of Calibration

JIRANATEE ASSOCIATES CO.,LTD.

Jiranatee Associates Co., Ltd.

JIRANATEE ASSOCIATES CO.,LTD.

Jiranatee Associates Co.,Ltd
63/14-15, 67/35-36
Petchkasem 7,7/1, Rd. Watthapra, Bangkokyai,
Bangkok 10600 (Thailand)
Tel: +6608680812
Mobile: +66863999453
E-mail: jnac-calibration@jiranatee.com
Web site: www.jiranatee.com

Accredited calibration laboratory
ISO/IEC 17025:2017
NSC-TISI-TIS 17025
CALIBRATION 0367

Wind direction measurement laboratory
Calibration services department.

ilac-MRA

NSC – TISI – TIS 17025
CALIBRATION 0367

Certificate Number
CWD-002-68

CERTIFICATE OF CALIBRATION

MEASUREMENT ITEM : Wind Direction Sensor
MANUFACTURER : Novalynx
MODEL/TYPE : Sensor: WS-02F
Data logger: 200-WS-25DL
SERIAL NUMBER : Sensor: WSD-A4985
Data logger: A4985
ID NUMBER : RYG_FS0085
CONDITION AS-RECEIVED : Used item
CUSTOMER : ALS laboratory group (Thailand) Co., Ltd.
104 Phatthanakan 40, Phatthanakan Rd, Khwaeng Suan Luang, Khet Suan Luang, Bangkok 10250 Thailand.

RECEIVED DATE : 10 Jan 2025
MEASUREMENT DATE : 15 Jan 2025
ISSUE DATE : 16 Jan 2025

ENVIRONMENTAL CONDITIONS:
Ambient condition in the laboratory are as follow:

Temperature	: 23.0 ± 3.0	°C
Relative Humidity	: 55.0 ± 15.0	%RH
Atmospheric Pressure	: 1010 ± 10	hPa

PLACE OF CALIBRATION : Eiffel-type wind tunnel of Jiranatee Associates Co., Ltd.

CALIBRATION CONDITION

: Wind tunnel cross-section area[1]	900	cm^2
Wind direction frontal area[2]	129	cm^2
Diameter of mounting pipe[3]	-	mm
Blockage ratio of test object[4]	0.143	[-]

Preconditioning : 24 hours at ambient conditions.
Measurement Condition : The average values during measurement are (23.7)°C, (54.5) %RH and (1012.4) hPa.

TABULATION OF RESULTS:
The table on next page give the measured values.

Calibrated by:
☑ Mr. Sorawit Thachalad
☐ Miss Jittraporn Lertsomphol

Approved signatory: .....
Mr. Parinya Booncharoen
Calibration Department Manager

Calibration procedure:
The wind direction sensor was calibrated against Standard Rotary Encoder model: AX4009S-DM04-P3-S-U0 in an close test-section of Eiffel-type wind tunnel with 900 cm^2 cross test section area. The WI-CL-008 based on IEC 61400-12-1, Wind energy generation systems – Part 12-1: Power performance measurements of electricity producing wind turbines, March 2017 was used as a calibration guideline.

Traceability:
This certificate provides a traceability of The measurement to recognized the national standards, and to realization of the international system of units (SI) through the NIMT (National Metrology Institute of Thailand) via Certificate number: DA-0027-24.

Uncertainty of Measurement:
The reported uncertainty of measurement is based on the standard uncertainty multiplied by a coverage factor k=2, Which for a normal distribution corresponds to a coverage probability of approximately 95%. The standard uncertainty has been determined in accordance with the GUM 'Evaluation of measurement data - Guide to the expression of uncertainty in measurement'

Remark:
[1] Nozzle cross-section area of the wind tunnel
[2] Projected cross-section area of the tested object include mounting pipe
[3] Diameter of mounting pipe
[4] Ratio [2] to [1]

THIS CERTIFICATE OF CALIBRATION MAY NOT BE REPRODUCED EXCEPT IN FULL UNLESS PERMISSION FOR REPRODUCTION HAS BEEN OBTAINED IN WRITING FROM THE LABORATORY

Certificate Number
CWD-002-68

MEASUREMENT RESULTS [5]

The wind direction sensor was calibrated against standard rotary encoder by comparison method. During calibration, the measurement was carried out at 45° intervals in clockwise and counterclockwise directions after offset adjustment has been made. The flow speed of wind tunnel (usually 5 m/s) is kept constant while the sensor is rotated around its vertical axis. The results of calibration and associated measurement uncertainties are reported in the table below.

Air speed m/s	D'_{std} Degree (°)	D'_{uuc} Degree (°)	Error Degree (°)	U (k=2) Degree (°)
5.01	45.000	41	-4	0.80
	90.000	87	-3	0.80
	135.000	132	-3	0.80
	180.000	181	1	0.80
	225.000	229	4	0.80
	270.000	274	4	0.80
	315.000	318	3	0.80
	360.000	359	-1	0.80

Remark:

[5] Calibration results only count for the tested circumstances and environmental conditions during which calibration took place

[6] Direction of standard

[7] Direction of Unit Under Calibration

End of Certificate of Calibration

JIRANATEE ASSOCIATES CO.,LTD.

Jiranatee Associates Co., Ltd.

JIRANATEE ASSOCIATES CO.,LTD.

Jiranatee Associates Co.,Ltd
63/14-15, 67/35-36
Petchkasem 7,7/1, Rd. Watthapra, Bangkokyai,
Bangkok 10600 (Thailand)
Tel: +6608680812
Mobile: +66863999453
E-mail: jnac-calibration@jiranatee.com
Web site: www.jiranatee.com

Accredited calibration laboratory
ISO/IEC 17025:2017
NSC-TISI-TIS 17025
CALIBRATION 0367

Air speed measurement laboratory
Calibration services department.

ilac-MRA

NSC – TISI – TIS 17025
CALIBRATION 0367

Certificate Number
CWS-029-69

CERTIFICATE OF CALIBRATION

MEASUREMENT ITEM : Cup anemometer
MANUFACTURER : Novalynx
MODEL/TYPE : Sensor: WS-02F
Data logger: 200-WS-25DL
SERIAL NUMBER : Sensor: WSD-A4986
Data logger: A4986
ID NUMBER : RYG_FS0087
CONDITION AS-RECEIVED : Used item
CUSTOMER : ALS laboratory group (Thailand) Co., Ltd.
104 Phatthanakan 40, Phatthanakan Rd, Khwaeng Suan Luang, Khet Suan Luang, Bangkok 10250 Thailand.

RECEIVED DATE : 02 Apr 2026
MEASUREMENT DATE : 08 Apr 2026
ISSUE DATE : 08 Apr 2026

ENVIRONMENTAL CONDITIONS:
Ambient condition in the laboratory are as follow:

Temperature	: 23.0 ± 3.0	°C
Relative Humidity	: 55.0 ± 15.0	%RH
Atmospheric Pressure	: 1010± 10	hPa

PLACE OF CALIBRATION : Eiffel-type wind tunnel of Jiranatee Associates Co., Ltd.

CALIBRATION CONDITIONS

: Wind tunnel cross-section area[1]	900	cm^2
Cup anemometer frontal area[2]	100	cm^2
Diameter of mounting pipe[3]	-	mm
Blockage ratio of test object[4]	0.111	[-]

Preconditioning : 24 hours at ambient conditions.
Measurement Condition : The average values during measurement are (23.5) °C, (46.9) %RH and (1006.8) hPa.

TABULATION OF RESULTS:
The table on next page give the measured values.

Calibrated by:
☑ Mr. Sorawit Thachalad
☐ Miss Jittraporn Lertsomphol

Approved signatory: .....
Mr. Parinya Booncharoen
Calibration Department Manager

REVIEW BY .....
APPROVED BY.....
NEXT CAL DATE.....07/ 10/ 2027

Calibration procedure:
The Cup anemometer was calibrated against Standard air velocity transducer model: 8455-12 and pitot tube with precision differential pressure meter model: DPM2500 in an close test-section of Eiffel-type wind tunnel with 900 cm^2 cross test section area. The WI-CL-007 based on IEC 61400-12-1, Wind energy generation systems – Part 12-1: Power performance measurements of electricity producing wind turbines, March 2017 was used as a calibration guideline.

Traceability:
This certificate provides a traceability of The measurement to recognized the national standards, and to realization of the international system of units (SI) through the NIMT (National Metrology Institute of Thailand) via Certificate number: MW-0019-25 and MW-0059-25

Uncertainty of Measurement:
The reported uncertainty of measurement is based on the standard uncertainty multiplied by a coverage factor k=2, Which for a normal distribution corresponds to a coverage probability of approximately 95%. The standard uncertainty has been determined in accordance with the GUM 'Evaluation of measurement data - Guide to the expression of uncertainty in measurement'

Remark:
[1] Nozzle cross-section area of the wind tunnel
[2] Projected cross-section area of the tested object include mounting pipe
[3] Diameter of mounting pipe
[4] Ratio [2] to [1]

THIS CERTIFICATE OF CALIBRATION MAY NOT BE REPRODUCED EXCEPT IN FULL UNLESS PERMISSION FOR REPRODUCTION HAS BEEN OBTAINED IN WRITING FROM THE LABORATORY

Certificate Number
CWS-029-69

MEASUREMENT RESULTS [5]

The Cup anemometer, Unit Under Calibration (UUC) was exercise at 10 m/s for 5 minutes prior to calibration being performed. The standard air velocity 0.5 m/s to 5 m/s was calculated by a standard air velocity transducer which was installed 50 mm away from wind tunnel nozzle and installed 40 mm away from top of the test section and the standard air velocity 5 m/s to 30 m/s was calculated by a pitot tube with precision differential pressure meter which was installed 50 mm away from wind tunnel nozzle and installed 40 mm away from top of the test section, UUC was mounted on a round vertical tube of the lower plate at center of test section. The calibration was carried out under both rising and falling air velocity in the range of 1 m/s to 16 m/s at calibration interval of 1 m/s. The results of calibration and associated measurement uncertainties are reported in the table below.

v_{std} [6] (m/s)	Temp. wind tunnel (°C)	Temp. room (°C)	v_{uuc} [7] (m/s)	Error (m/s)	U (k=2) (m/s)
1.016	23.50	23.45	0.9	-0.1	0.31
2.183	23.40	23.45	2.0	-0.2	0.31
3.038	23.50	23.45	3.0	-0.1	0.31
4.264	23.50	23.45	4.0	-0.3	0.31
5.03	23.40	23.45	4.9	-0.1	0.31
6.01	23.30	23.45	5.9	-0.1	0.31
7.02	23.34	23.45	7.0	0.0	0.31
8.02	23.30	23.45	8.0	0.0	0.31
9.01	23.40	23.45	9.1	0.1	0.31
10.01	23.30	23.45	10.2	0.2	0.31
11.00	23.40	23.45	11.2	0.2	0.31
11.98	23.20	23.45	12.1	0.1	0.31
12.97	23.50	23.45	13.2	0.2	0.31
13.97	23.32	23.45	14.3	0.3	0.31
14.98	23.50	23.45	15.1	0.1	0.31
16.03	23.40	23.45	16.3	0.3	0.31

Remark:

[5] Calibration results only count for the tested circumstances and environmental conditions during which calibration took place

[6] Velocity of standard

[7] Velocity of Unit Under Calibration

PHOTO OF CALIBRATION SET-UP



Calibration set-up of the Cup anemometer calibration in the wind tunnel of Jiranatee Associates Co., Ltd. The Cup anemometer shown may differ from the calibrated one. Remark: The proportion of the set- up is not true to scale due to imaging geometry.

End of Certificate of Calibration

Jiranatee Associates Co., Ltd.

JNAC JIRANATEE ASSOCIATES CO.,LTD.

Jiranatee Associates Co.,Ltd
63/14-15, 67/35-36
Petchkasem 7,7/1, Rd. Watthapra, Bangkokyai,
Bangkok 10600 (Thailand)
Tel: +6608680812
Mobile: +66863999453
E-mail: jnac-calibration@jiranatee.com
Web site: www.jiranatee.com

Accredited calibration laboratory
ISO/IEC 17025:2017
NSC-TISI-TIS 17025
CALIBRATION 0367

Wind direction measurement laboratory
Calibration services department.

ilac-MRA · MRA THAILAND
NSC – TISI – TIS 17025
CALIBRATION 0367

Certificate Number
CWD-029-69

CERTIFICATE OF CALIBRATION

MEASUREMENT ITEM : Wind Direction Sensor
MANUFACTURER : Novalynx
MODEL/TYPE : Sensor: WS-02F
Data logger: 200-WS-25DL
SERIAL NUMBER : Sensor: WSD-A4986
Data logger: A4986
ID NUMBER : RYG_FS0087
CONDITION AS-RECEIVED : Used item
CUSTOMER : ALS laboratory group (Thailand) Co., Ltd.
104 Phatthanakan 40, Phatthanakan Rd,
Khwaeng Suan Luang, Khet Suan Luang,
Bangkok 10250 Thailand.

RECEIVED DATE : 02 Apr 2026
MEASUREMENT DATE : 08 Apr 2026
ISSUE DATE : 08 Apr 2026

ENVIRONMENTAL CONDITIONS:
Ambient condition in the laboratory are as follow:

Temperature	: 23.0 ± 3.0	°C
Relative Humidity	: 55.0 ± 15.0	%RH
Atmospheric Pressure	: 1010 ± 10	hPa

PLACE OF CALIBRATION : Eiffel-type wind tunnel of Jiranatee Associates Co., Ltd.

CALIBRATION CONDITION

: Wind tunnel cross-section area [1]	900	cm^2
Wind direction frontal area [2]	129	cm^2
Diameter of mounting pipe [3]	-	mm
Blockage ratio of test object [4]	0.143	[-]

Preconditioning : 24 hours at ambient conditions.
Measurement Condition : The average values during measurement are (23.5)°C, (51.2) %RH and (1008.4) hPa.

TABULATION OF RESULTS:
The table on next page give the measured values.

Calibration procedure:
The wind direction sensor was calibrated against Standard Rotary Encoder model: AX400ITS-DM04-P3-5-U0 in an close test-section of Eiffel-type wind tunnel with 900 cm^2 cross test section area. The WI-CL-008 based on IEC 61400-12-1, Wind energy generation systems – Part 12-1: Power performance measurements of electricity producing wind turbines, March 2017 was used as a calibration guideline.

Traceability:
This certificate provides a traceability of The measurement to recognized the national standards, and to realization of the international system of units (SI) through the NIMT (National Metrology Institute of Thailand) via Certificate number: DA-0027-24.

Uncertainty of Measurement:
The reported uncertainty of measurement is based on the standard uncertainty multiplied by a coverage factor k=2, Which for a normal distribution corresponds to a coverage probability of approximately 95%. The standard uncertainty has been determined in accordance with the GUM 'Evaluation of measurement data - Guide to the expression of uncertainty in measurement'

Calibrated by:
☑ Mr. Sorawit Thachalad
☐ Miss Jittraporn Lertsomphol

Approved signatory: .....
Mr. Parinya Booncharoen
Calibration Department Manager

Remark:
[1] Nozzle cross-section area of the wind tunnel
[2] Projected cross-section area of the tested object include mounting pipe
[3] Diameter of mounting pipe
[4] Ratio [3] to [1]

THIS CERTIFICATE OF CALIBRATION MAY NOT BE REPRODUCED EXCEPT IN FULL UNLESS PERMISSION FOR REPRODUCTION HAS BEEN OBTAINED IN WRITING FROM THE LABORATORY

Certificate Number
CWD-029-69

MEASUREMENT RESULTS [5]

The wind direction sensor was calibrated against standard rotary encoder by comparison method. During calibration, the measurement was carried out at 45° intervals in clockwise and counterclockwise directions after offset adjustment has been made. The flow speed of wind tunnel (usually 5 m/s) is kept constant while the sensor is rotated around its vertical axis. The results of calibration and associated measurement uncertainties are reported in the table below.

Air speed	$D°_{std}$	$D°_{uuc}$	Error	U (k=2)
m/s	Degree (°)	Degree (°)	Degree (°)	Degree (°)
5.02	0.000	0	0	0.60
	45.000	42	-3	0.60
	90.000	86	-4	0.60
	135.000	130	-5	0.60
	180.000	177	-3	0.60
	225.000	226	1	0.60
	270.000	273	3	0.60
	315.000	318	3	0.82

Remark:

[5] Calibration results only count for the tested circumstances and environmental conditions during which calibration took place

[6] Direction of standard

[7] Direction of Unit Under Calibration

End of Certificate of Calibration

Jiranatee Associates Co., Ltd.

JNAC JIRANATEE ASSOCIATES CO.,LTD.

Jiranatee Associates Co.,Ltd
63/14-15, 67/35-36
Petchkasem 7,7/1, Rd. Watthapra, Bangkokyai,
Bangkok 10600 (Thailand)
Tel: +6608680812
Mobile: +66863999453
E-mail: jnac-calibration@jiranatee.com
Web site: www.jiranatee.com

Accredited calibration laboratory
ISO/IEC 17025:2017
NSC-TISI-TIS 17025
CALIBRATION 0367

Air speed measurement laboratory
Calibration services department.

ilac-MRA · MRA THAILAND
NSC – TISI – TIS 17025
CALIBRATION 0367

Certificate Number
CWS-017-69

CERTIFICATE OF CALIBRATION

MEASUREMENT ITEM : Cup anemometer
MANUFACTURER : Novalynx
MODEL/TYPE : Sensor: WS-02FA
Data logger: 110-WS-25DL-D
SERIAL NUMBER : Sensor: WSD-A5990
Data logger: A5990
ID NUMBER : RYG_FS0728
CONDITION AS-RECEIVED : Used item
CUSTOMER : ALS laboratory group (Thailand) Co., Ltd.
104 Phatthanakan 40, Phatthanakan Rd,
Khwaeng Suan Luang, Khet Suan Luang,
Bangkok 10250 Thailand.

RECEIVED DATE : 06 Feb 2026
MEASUREMENT DATE : 18 Feb 2026
ISSUE DATE : 18 Feb 2026

ENVIRONMENTAL CONDITIONS:
Ambient condition in the laboratory are as follow:

Temperature	: 23.0 ± 3.0	°C
Relative Humidity	: 55.0 ± 15.0	%RH
Atmospheric Pressure	: 1010± 10	hPa

PLACE OF CALIBRATION : Eiffel-type wind tunnel of Jiranatee Associates Co., Ltd.

CALIBRATION CONDITIONS

: Wind tunnel cross-section area [1]	900	cm^2
Cup anemometer frontal area [2]	100	cm^2
Diameter of mounting pipe [3]	-	mm
Blockage ratio of test object [4]	0.111	[-]

Preconditioning : 24 hours at ambient conditions.
Measurement Condition : The average values during measurement are (23.3) °C, (57.1) %RH and (1014.5) hPa.

TABULATION OF RESULTS:
The table on next page give the measured values.

Calibration procedure:
The Cup anemometer was calibrated against Standard air velocity transducer model: 8455-12 and pitot tube with precision differential pressure meter model: DPM2500 in an close test-section of Eiffel-type wind tunnel with 900 cm^2 cross test section area. The WI-CL-007 based on IEC 61400-12-1, Wind energy generation systems – Part 12-1: Power performance measurements of electricity producing wind turbines, March 2017 was used as a calibration guideline.

Traceability:
This certificate provides a traceability of The measurement to recognized the national standards, and to realization of the international system of units (SI) through the NIMT (National Metrology Institute of Thailand) via Certificate number: MW-0019-25 and MW-0059-25

Uncertainty of Measurement:
The reported uncertainty of measurement is based on the standard uncertainty multiplied by a coverage factor k=2, Which for a normal distribution corresponds to a coverage probability of approximately 95%. The standard uncertainty has been determined in accordance with the GUM 'Evaluation of measurement data - Guide to the expression of uncertainty in measurement'

REVIEW BY .....
APPROVED BY .....
NEXT CAL DATE 17/ 08/ 2027

Calibrated by:
☑ Mr. Sorawit Thachalad
☐ Miss Jittraporn Lertsomphol

Approved signatory: .....
Mr. Parinya Booncharoen
Calibration Department Manager

Remark:
[1] Nozzle cross-section area of the wind tunnel
[2] Projected cross-section area of the tested object include mounting pipe
[3] Diameter of mounting pipe
[4] Ratio [3] to [1]

THIS CERTIFICATE OF CALIBRATION MAY NOT BE REPRODUCED EXCEPT IN FULL UNLESS PERMISSION FOR REPRODUCTION HAS BEEN OBTAINED IN WRITING FROM THE LABORATORY

Certificate Number
CWS-017-69

MEASUREMENT RESULTS [5]

The Cup anemometer, Unit Under Calibration (UUC) was exercise at 10 m/s for 5 minutes prior to calibration being performed. The standard air velocity 0.5 m/s to 5 m/s was calculated by a standard air velocity transducer which was installed 50 mm away from wind tunnel nozzle and installed 40 mm away from top of the test section and the standard air velocity 5 m/s to 30 m/s was calculated by a pitot tube with precision differential pressure meter which was installed 50 mm away from wind tunnel nozzle and installed 40 mm away from top of the test section, UUC was mounted on a round vertical tube of the lower plate at center of test section. The calibration was carried out under both rising and falling air velocity in the range of 1 m/s to 16 m/s at calibration interval of 1 m/s. The results of calibration and associated measurement uncertainties are reported in the table below.

v_{std} [6] (m/s)	Temp. wind tunnel (°C)	Temp. room (°C)	v_{uuc} [7] (m/s)	Error (m/s)	U (k=2) (m/s)
1.004	23.22	23.30	0.9	-0.1	0.31
2.104	23.16	23.30	1.9	-0.2	0.31
3.018	23.12	23.30	2.8	-0.2	0.31
4.198	23.14	23.30	3.9	-0.3	0.31
5.01	23.00	23.30	4.9	-0.1	0.31
6.03	23.10	23.30	5.9	-0.1	0.31
7.02	23.08	23.30	6.9	-0.1	0.31
8.02	23.08	23.30	7.9	-0.1	0.31
9.01	22.84	23.30	9.0	0.0	0.31
10.00	23.04	23.30	10.0	0.0	0.31
11.01	22.98	23.30	11.1	0.1	0.31
11.98	23.32	23.30	12.0	0.0	0.31
12.99	23.12	23.30	13.0	0.0	0.31
13.98	23.22	23.30	14.2	0.2	0.31
14.98	23.12	23.30	15.1	0.1	0.31
16.04	23.10	23.30	16.1	0.1	0.33

Remark:

[6] Calibration results only count for the tested circumstances and environmental conditions during which calibration took place

[6] Velocity of standard

[7] Velocity of Unit Under Calibration

PHOTO OF CALIBRATION SET-UP



Calibration set-up of the Cup anemometer calibration in the wind tunnel of Jiranatee Associates Co., Ltd. The Cup anemometer shown may differ from the calibrated one. Remark: The proportion of the set- up is not true to scale due to imaging geometry.

End of Certificate of Calibration

Jiranatee Associates Co., Ltd.

JIRANATEE ASSOCIATES CO.,LTD.
Jiranatee Associates Co.,Ltd
63/14-15, 67/35-36
Petchkasem 7,7/1, Rd. Watthapra, Bangkokyai,
Bangkok 10600(Thailand)
Tel: +6608680812
Mobile: +66863999453
E-mail: jnac-calibration@jiranatee.com
Web site: www.jiranatee.com

Accredited calibration laboratory
ISO/IEC 17025:2017
NSC-TISI-TIS 17025
CALIBRATION 0367

Wind direction measurement laboratory
Calibration services department.

NSC – TISI – TIS 17025
CALIBRATION 0367

Certificate Number
CWD-017-69

CERTIFICATE OF CALIBRATION

MEASUREMENT ITEM : Wind Direction Sensor
MANUFACTURER : Novalynx
MODEL/TYPE : Sensor: WS-02FA
Data logger: 110-WS-25DL-D
SERIAL NUMBER : Sensor: WSD-A5990
Data logger: A5990
ID NUMBER : RYG_FS0728
CONDITION AS-RECEIVED : Used item
CUSTOMER : ALS laboratory group (Thailand) Co., Ltd.
104 Phatthanakan 40, Phatthanakan Rd,
Khwaeng Suan Luang, Khet Suan Luang,
Bangkok 10250 Thailand.

RECEIVED DATE : 06 Feb 2026
MEASUREMENT DATE : 18 Feb 2026
ISSUE DATE : 18 Feb 2026

Calibration procedure:
The wind direction sensor was calibrated against Standard Rotary Encoder model: AX4009TS-DM04-P3-5-U0 in an close test-section of Eiffel-type wind tunnel with 900 cm^2 cross test section area. The WI-CL-008 based on IEC 61400-12-1, Wind energy generation systems – Part 12-1: Power performance measurements of electricity producing wind turbines, March 2017 was used as a calibration guideline.

Traceability:
This certificate provides a traceability of The measurement to recognized the national standards, and to realization of the international system of units (SI) through the NIMT (National Metrology Institute of Thailand) via Certificate number: DA-0027-24.

Uncertainty of Measurement:
The reported uncertainty of measurement is based on the standard uncertainty multiplied by a coverage factor k=2, Which for a normal distribution corresponds to a coverage probability of approximately 95%. The standard uncertainty has been determined in accordance with the GUM 'Evaluation of measurement data - Guide to the expression of uncertainty in measurement'

ENVIRONMENTAL CONDITIONS:
Ambient condition in the laboratory are as follow:

Temperature	: 23.0 ± 3.0	°C
Relative Humidity	: 55.0 ± 15.0	%RH
Atmospheric Pressure	: 1010 ± 10	hPa

PLACE OF CALIBRATION : Eiffel-type wind tunnel of Jiranatee Associates Co., Ltd.

CALIBRATION CONDITION

Wind tunnel cross-section area [1]	900	cm^2
Wind direction frontal area [2]	129	cm^2
Diameter of mounting pipe [3]	-	mm
Blockage ratio of test object [4]	0.143	[-]

Preconditioning : 24 hours at ambient conditions.
Measurement Condition : The average values during measurement are (23.1)°C, (58.5) %RH and (1011.6) hPa.

TABULATION OF RESULTS:
The table on next page give the measured values.

Calibrated by:
☑ Mr. Sorawit Thachalad
☐ Miss Jittraporn Lertsomphol

Approved signatory: .....
Mr. Parinya Booncharoen
Calibration Department Manager

Remark:
[1] Nozzle cross-section area of the wind tunnel
[2] Projected cross-section area of the tested object include mounting pipe
[3] Diameter of mounting pipe
[4] Ratio [2] to [1]

THIS CERTIFICATE OF CALIBRATION MAY NOT BE REPRODUCED EXCEPT IN FULL UNLESS PERMISSION FOR REPRODUCTION HAS BEEN OBTAINED IN WRITING FROM THE LABORATORY

Certificate Number
CWD-017-69

MEASUREMENT RESULTS [5]

The wind direction sensor was calibrated against standard rotary encoder by comparison method. During calibration, the measurement was carried out at 45° intervals in clockwise and counterclockwise directions after offset adjustment has been made. The flow speed of wind tunnel (usually 5 m/s) is kept constant while the sensor is rotated around its vertical axis. The results of calibration and associated measurement uncertainties are reported in the table below.

Air speed m/s	$D°_{std}$ Degree (°)	$D°_{uuc}$ Degree (°)	Error Degree (°)	U (k=2) Degree (°)
5.01	45.000	41	-4	0.60
	90.000	86	-4	0.60
	135.000	132	-3	0.60
	180.000	179	-1	0.82
	225.000	227	2	0.82
	270.000	274	4	0.60
	315.000	320	5	0.60
	360.000	359	-1	0.60

Remark:

[6] Calibration results only count for the tested circumstances and environmental conditions during which calibration took place

[6] Direction of standard

[7] Direction of Unit Under Calibration

End of Certificate of Calibration

Jiranatee Associates Co., Ltd.

JIRANATEE ASSOCIATES CO.,LTD.
Jiranatee Associates Co.,Ltd
63/14-15, 67/35-36
Petchkasem 7,7/1, Rd. Watthapra, Bangkokyai,
Bangkok 10600(Thailand)
Tel: +6608680812
Mobile: +66863999453
E-mail: jnac-calibration@jiranatee.com
Web site: www.jiranatee.com

Accredited calibration laboratory
ISO/IEC 17025:2017
NSC-TISI-TIS 17025
CALIBRATION 0367

Temperature measurement laboratory
Calibration services department.

NSC – TISI – TIS 17025
CALIBRATION 0367

CERTIFICATE OF CALIBRATION

Certificate No. : CDT-063-69

MEASUREMENT ITEM : Data Logger with Temperature sensor
MANUFACTURER : Novalynx
MODEL/TYPE : 110-WS-25DL-D
SERIAL NUMBER : A5990
ID NUMBER : RYG_FS0728
CONDITION AS-RECEIVED : Used item
CUSTOMER : ALS laboratory group (Thailand) Co., Ltd.
104 Phatthanakan 40, Phatthanakan Rd.,
Khwaeng Suan Luang, Khet Suan Luang,
Bangkok 10250 Thailand.

RECEIVED DATE : 06 Feb 2026
MEASUREMENT DATE : 18 Feb 2026
ISSUE DATE : 18 Feb 2026

Calibration procedure:
The temperature calibration was done by In-House calibration method as WI-CL-001 according to comparison method with standard digital temperature indicator and standard temperature probe. The temperature scale use was based on ITS-90.

Traceability:
The measurement results are traceable to the international system of units (SI) through National Institute of Metrology Thailand (NIMT) Certificate number: TT-1013-25, Certificate number: ER-0061-25.

Reference Used During Calibration:
1. Standard Temperature Probe
Model: STS-100 A500, Serial No.: 667682-09, Due date: 9 Apr 2027
2. Digital Temperature Indicator
Model: DTI-1000-A MK II, Serial No.: 671407-00591 Due date: 22 Apr 2027

Uncertainty of Measurement:
The reported uncertainty of measurement is based on the standard uncertainty multiplied by a coverage factor k=2, Which for a normal distribution corresponds to a coverage probability of approximately 95%. The standard uncertainty has been determined in accordance with the GUM 'Evaluation of measurement data - Guide to the expression of uncertainty in measurement'

ENVIRONMENTAL CONDITIONS:
Ambient condition in the laboratory are as follow:

Temperature	: 23.0 ± 3.0	°C
Relative Humidity	: 55.0 ± 15.0	%RH

NOTED: *The certificate is valid only to the item calibrated on date and place of calibration.*

TABULATION OF RESULTS:
The table on next page give the measured values.

Calibrated by:
☐ Mr. Sorawit Thachalad
☑ Miss Jittraporn Lertsomphol
☐ Miss Ruangrumpai Phoommit

Approved signatory: .....
Mr. Parinya Booncharoen
Calibration Department Manager

THIS CERTIFICATE MAY NOT BE REPRODUCED EXCEPT IN FULL UNLESS PERMISSION FOR REPRODUCTION HAS BEEN OBTAINED IN WRITING FROM THE LABORATORY

JIRANATEE ASSOCIATES CO.,LTD.

Continuation of Certificate of Calibration Number CDT-063-69

Result of Calibration: ☑ Without Adjustment ☐ With Adjustment

Calibration Range: 20 °C to 40 °C

Function:

Table 1: This equipment was connected with temperature sensor Model: HMP60 S/N: W2920792. Dimension: Diameter 12 mm. Length 80 mm.

Immersion Depth (mm)	Standard Reading (°C)	UUC Reading (°C)	Error (°C)	Uncertainty (°C)
80	20.026	19.9	-0.1	0.099
80	25.008	24.9	-0.1	0.099
80	30.003	29.8	-0.2	0.099
80	34.998	34.7	-0.3	0.099
80	39.995	39.7	-0.3	0.099

UUC*: Unit Under Calibration

End of Certificate of Calibration

JIRANATEE ASSOCIATES CO.,LTD.

Jiranatee Associates Co.,Ltd.

JIRANATEE ASSOCIATES CO.,LTD.

Jiranatee Associates Co.,Ltd
63/14-15, 67/35-36
Petchkasem 7,7/1, Rd. Watthapra, Bangkokyai,
Bangkok 10600 (Thailand)
Tel: +6608680812
Mobile: +66863999453
E-mail: jnac-calibration@jiranatee.com
Web site: www.jiranatee.com

Accredited calibration laboratory
ISO/IEC 17025:2017
NSC-TISI-TIS 17025
CALIBRATION 0367

NSC – TISI – TIS 17025
CALIBRATION 0367

Relative humidity and Air Temperature measurement laboratory
Calibration services department.

CERTIFICATE OF CALIBRATION

Certificate No. : CRT-008-69

MEASUREMENT ITEM : Relative humidity with data logger
MANUFACTURER : Novalynx
MODEL/TYPE : Data Logger: 110-WS-25DL-D
Sensor: HMP60
SERIAL NUMBER : Data Logger: A5990
Sensor: W2920792
ID NUMBER : RYG_FS0728
CONDITION AS-RECEIVED : Used item
CUSTOMER : ALS laboratory group (Thailand) Co., Ltd.
104 Phatthanakan 40, Phatthanakan Rd, Khwaeng Suan Luang, Khet Suan Luang, Bangkok 10250 Thailand.

RECEIVED DATE : 06 Feb 2026
MEASUREMENT DATE : 18 Feb 2026
ISSUE DATE : 18 Feb 2026

Calibration procedure:
The Relative humidity and Air Temperature calibration was done by In-House calibration method as WI-CL-009 and WI-CL-010 according to comparison method with Standard Chilled Mirror hygrometer with Temperature sensor and standard Humidity generator chamber.

Traceability:
The measurements are traceable to the international system of units (SI) through National Institute of Metrology Thailand (NIMT). Certificate number: TH-0146-24 and Jiranatee Associates Co., Ltd. Certificate number: CDT-027-69.

Uncertainty of Measurement:
The reported uncertainty of measurement is based on the standard uncertainty multiplied by a coverage factor k=2, Which for a normal distribution corresponds to a coverage probability of approximately 95%. The standard uncertainty has been determined in accordance with the GUM 'Evaluation of measurement data - Guide to the expression of uncertainty in measurement'

ENVIRONMENTAL CONDITIONS:
Ambient condition in the laboratory are as follow:

Temperature	: 23.0 ± 3.0	°C
Relative Humidity	: 55.0 ± 15.0	%RH

NOTED: *The certificate is valid only to the item calibrated on date and place of calibration.*

TABULATION OF RESULTS:
The table on next page give the measured values.

Calibrated by:
☐ Mr. Sorawit Thachalad
☑ Miss Jittraporn Lertsomphol
☐ Miss Ruangrumpai Phoommit

JIRANATEE ASSOCIATES CO.,LTD.

Approved signatory: .....
Mr. Parinya Booncharoen
Calibration Department Manager

THIS CERTIFICATE OF CALIBRATION MAY NOT BE REPRODUCED EXCEPT IN FULL UNLESS PERMISSION FOR REPRODUCTION HAS BEEN OBTAINED IN WRITING FROM THE LABORATORY

JIRANATEE ASSOCIATES CO.,LTD.

Continuation of Certificate of Calibration Number: CRT-008-69

Measurement Results:

The results of calibration and associated measurement uncertainties are reported in the table below.

Result of Calibration: ☑ Without Adjustment ☐ With Adjustment

Table 1: The results of calibration of relative humidity at 30 °C are reported in table below.
Calibration Range: 20%RH to 80%RH

Air Temperature (°C)	Standard Reading (%RH)	UUC Reading (%RH)	Error (%RH)	Uncertainty ±(%RH)
30.06	19.99	18.7	-1.3	0.78
30.06	50.18	48.4	-1.8	1.3
30.04	80.10	79.2	-0.9	2.1

UUC*: Unit Under Calibration

End of Certificate of Calibration

JIRANATEE ASSOCIATES CO.,LTD.

Jiranatee Associates Co.,Ltd.

JIRANATEE ASSOCIATES CO.,LTD.

Jiranatee Associates Co.,Ltd
63/14-15, 67/35-36
Petchkasem 7,7/1, Rd. Watthapra, Bangkokyai,
Bangkok 10600 (Thailand)
Tel: +6608680812
Mobile: +66863999453
E-mail: jnac-calibration@jiranatee.com
Web site: www.jiranatee.com

Accredited calibration laboratory
ISO/IEC 17025:2017
NSC-TISI-TIS 17025
CALIBRATION 0367

NSC - TISI - TIS 17025
CALIBRATION 0367

Pressure measurement laboratory
Calibration services department.

CERTIFICATE OF CALIBRATION

Certificate No. : CPR-012-69

MEASUREMENT ITEM : Digital barometer
MANUFACTURER : Novalynx
MODEL/TYPE : Sensor: 110-WS-25BP
Data logger: 110-WS-25DL-D
SERIAL NUMBER : Sensor: BP-A5590
Data logger: A5990
ID NUMBER : RYG_FS0728
CONDITION AS-RECEIVED : Used item
CUSTOMER : ALS laboratory group (Thailand) Co., Ltd.
104 Phatthanakan 40, Phatthanakan Rd,
Khwaeng Suan Luang, Khet Suan Luang,
Bangkok 10250 Thailand.

RECEIVED DATE : 06 Feb 2026
MEASUREMENT DATE : 18 Feb 2026
ISSUE DATE : 18 Feb 2026

Calibration procedure:
The Digital barometer was calibrated against Digital pressure calibrator, The WI-CL-003 was used as a calibration guideline.

Traceability:
The measurement results are traceable to the international system of units (SI) through the NIMT (National Metrology Institute of Thailand) via Certificate number: MP-0017-25

Reference Used During Calibration:
1. Absolute Pressure Transducer
Model: CPG2500, Serial No.: 4100126P

Uncertainty of Measurement:
The reported uncertainty of measurement is based on the standard uncertainty multiplied by a coverage factor k=2, Which for a normal distribution corresponds to a coverage probability of approximately 95%. The standard uncertainty has been determined in accordance with the GUM 'Evaluation of measurement data - Guide to the expression of uncertainty in measurement'

CONDITION OF THIS RESULT OF CALIBRATION:
1. Calibration effort for calibration sequence C
2. The UUC* was installed in vertical orientation above reference standard instrument and center of UUC* was used as the reference level.
3. Calibration conditions:
4. Condition : ☑ Normal ☐ Abnormal
Pressure transmitting medium : Air
ρ_{n} (20°C, 1 bar) : 1.19 kg/m^3
H_{amb} : (62.4±7.2) %
t_{amb} : (22.9±0.3) °C
P_{amb} : (1014.5±0.9) mbar
5. The certificate is valid only to the item calibrated on date and place of calibration

Calibrated by:
☑ Mr. Sorawit Thachalad
☐ Miss Jittraporn Lertsomphol

JIRANATEE ASSOCIATES CO.,LTD.

Approved signatory: .....
Mr. Parinya Booncharoen
Calibration Department Manager

THIS CERTIFICATE REPORT MAY NOT BE REPRODUCED EXCEPT IN FULL UNLESS PERMISSION FOR REPRODUCTION HAS BEEN OBTAINED IN WRITING FROM THE LABORATORY

JIRANATEE ASSOCIATES CO.,LTD.
Jiranatee Associates Co.,Ltd
63/14-15, 6/7/35-36
Petchkasem 7,7/1, Rd. Watthapra, Bangkokyai,
Bangkok 10600 (Thailand)
Tel: +6608680812
Mobile: +6686399453
E-mail: jnac-calibration@jiranatee.com
Web site: www.jiranatee.com

Accredited calibration laboratory
ISO/IEC 17025:2017
NSC-TISI-TIS 17025
CALIBRATION 0367

Pressure measurement laboratory
Calibration services department.

NSC - TISI - TIS 17025
CALIBRATION 0367

CERTIFICATE OF CALIBRATION

Certificate No. : CPR-012-69

MEASUREMENT RESULTS : ☑ Without adjustment ☐ With adjustment

CALIBRATION IN THE RANGE OF : 950 mbar to 1050 mbar

The results of calibration and associated measurement uncertainties are reported in the table below.

STD (mbar)	UUC* (mbar)	Error (mbar)	Uncertainty (k=2) (mbar)
949.94	951.9	1.9	0.37
970.00	971.3	1.3	0.37
990.01	990.7	0.7	0.37
1009.99	1010.2	0.2	0.37
1030.00	1029.6	-0.4	0.37
1050.01	1049.0	-1.0	0.37

Note: UUC* Unit Under Calibration
: To convert the result in report unit to Pa should be multiply by 100

End of certificate

JNAC JIRANATEE ASSOCIATES CO.,LTD.

Jiranatee Associates Co.,Ltd.

High Volume Air Sampler Calibration Worksheet

Project Site :	Rojana Industrial Park Prachinburi Co., ltd.	**Barometric Pressure (mm Hg) :**	757.2
Calibrate Location :	วัดโคกอุดมดี (A1)	**Temperature (°C) :**	31.3
Calibrate Date :	6-Jun-26	**High Volume ID :**	RYG_FS0184
CalibrationSheet No.:	C-060626-RYG_FS0184	**High Volume Model :**	TE-5009X
Calibrator ID:	RYG_FS0205	**High Volume S/N :**	4792
Calibrator Model :	TE-5028A	**Calibrator Slope :**	0.95091
Calibrator S/N :	1166	**Calibrator Intercept :**	-0.01856

Test No.	Delta H_2O (inch)	Qa (m^3/min)	I : Chart (CFM)	Linear Regression	
1	1.8	0.913	30	Slope :	37.1351
2	2.2	1.007	34	Intercept :	-3.6495
3	3.0	1.173	40	Correlation Coefficient :	0.9997
4	3.9	1.335	46		
5	4.6	1.448	50		

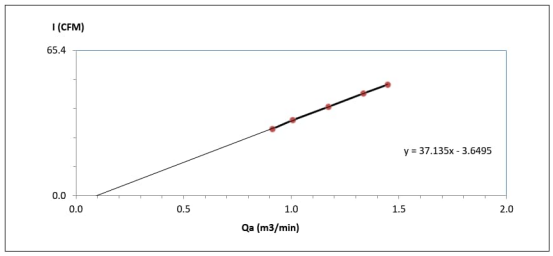

Calibrated by (Mr. Nontachai Uppathame)
RYG Field Services Scientist (2)

Approved by : (Mr. Supot Salamteh)
Field Services Section Head

High Volume Air Sampler Calibration Worksheet

Project Site :	Rojana Industrial Park Prachinburi Co., ltd.	**Barometric Pressure (mm Hg) :**	757.2
Calibrate Location :	วัดคลองสมบูรณ์ (A2)	**Temperature (°C) :**	31.3
Calibrate Date :	6-Jun-26	**High Volume ID :**	RYG_FS0185
CalibrationSheet No.:	C-060626-RYG_FS0185	**High Volume Model :**	TE-5009X
Calibrator ID:	RYG_FS0205	**High Volume S/N :**	4793
Calibrator Model :	TE-5028A	**Calibrator Slope :**	0.95091
Calibrator S/N :	1166	**Calibrator Intercept :**	-0.01856

Test No.	Delta H_2O (inch)	Qa (m^3/min)	I : Chart (CFM)	Linear Regression	
1	1.5	0.835	30	Slope :	38.6893
2	1.9	0.937	34	Intercept :	-2.2934
3	2.6	1.094	40	Correlation Coefficient :	1.0000
4	3.4	1.248	46		
5	4.0	1.352	50		

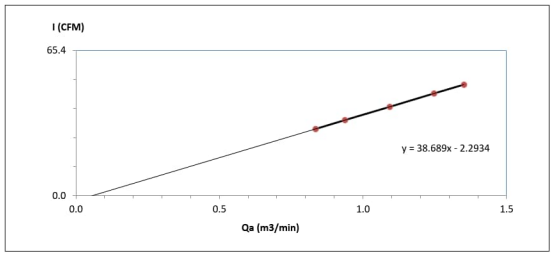

Calibrated by (Mr. Nontachai Uppathame)
RYG Field Services Scientist (2)

Approved by : (Mr. Supot Salamteh)
Field Services Section Head

High Volume Air Sampler Calibration Worksheet

Project Site :	Rojana Industrial Park Prachinburi Co., ltd.	**Barometric Pressure (mm Hg) :**	757.2
Calibrate Location :	วัดหนองหูช้าง (A3)	**Temperature (°C) :**	31.3
Calibrate Date :	6-Jun-26	**High Volume ID :**	RYG_FS0192
CalibrationSheet No.:	C-060626-RYG_FS0192	**High Volume Model :**	TE-5009X
Calibrator ID:	RYG_FS0205	**High Volume S/N :**	5331
Calibrator Model :	TE-5028A	**Calibrator Slope :**	0.95091
Calibrator S/N :	1166	**Calibrator Intercept :**	-0.01856

Test No.	Delta H_2O (inch)	Qa (m^3/min)	I : Chart (CFM)	Linear Regression	
1	1.6	0.862	30	Slope :	34.1022
2	2.1	0.985	34	Intercept :	0.4194
3	3.0	1.173	40	Correlation Coefficient :	0.9995
4	3.9	1.335	46		
5	4.6	1.448	50		

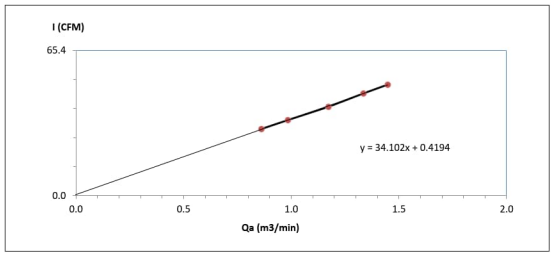

Calibrated by (Mr. Nontachai Uppathame)
RYG Field Services Scientist (2)

Approved by : (Mr. Supot Salamteh)
Field Services Section Head

High Volume Air Sampler Calibration Worksheet

Project Site :	Rojana Industrial Park Prachinburi Co., ltd.	**Barometric Pressure (mm Hg) :**	757.2
Calibrate Location :	วัดหนองเกต (A4)	**Temperature (°C) :**	31.3
Calibrate Date :	6-Jun-26	**High Volume ID :**	RYG_FS0294
CalibrationSheet No.:	C-060626-RYG_FS0294	**High Volume Model :**	TE-5009X
Calibrator ID:	RYG_FS0205	**High Volume S/N :**	5501
Calibrator Model :	TE-5028A	**Calibrator Slope :**	0.95091
Calibrator S/N :	1166	**Calibrator Intercept :**	-0.01856

Test No.	Delta H_2O (inch)	Qa (m^3/min)	I : Chart (CFM)	Linear Regression	
1	1.6	0.862	30	Slope :	37.1144
2	2.0	0.961	34	Intercept :	-1.8780
3	2.8	1.134	40	Correlation Coefficient :	0.9997
4	3.6	1.283	46		
5	4.3	1.401	50		

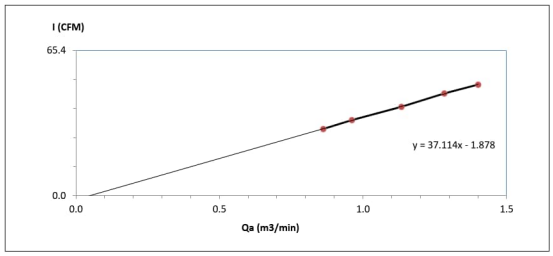

Calibrated by (Mr. Nontachai Uppathame)
RYG Field Services Scientist (2)

Approved by : (Mr. Supot Salamteh)
Field Services Section Head

FORM NO.: F 06-074 REVISION NO.:2 ISSUE DATE: 20/11/23

SARTORIUS

Accredited by
NSC-TISI-TIS 17025
Calibration 0426

NSC-TISI-TIS 17025
CALIBRATION 0426

Calibration certificate

Calibration Certificate No. 26BCI0067

Object	Electronic non-automatic weighing instrument
Manufacturer	Sartorius
Type	LA130S-F
Serial | QM Ident. no.	25409664 | RYG_EN0001
Customer	ALS Laboratory Group (Thailand) Co.,Ltd. (Rayong Branch) 616/10 Moo 5 T.Maenamkoo, A.Pluak Daeng, Rayong 21140, Thailand.
Order no.	278579
Number of pages	4
Date of calibration	03 Feb 2026

This calibration certificate documents the traceability to national standards.

Uncertainties of measurements are taken into account when only statements of compliance are made.

This certificate was prepared by Sartorius Corporation in accordance to the current ISO/IEC 17025:2017 standard and Sartorius Work Instruction (Method) SOP WI 08.

This certificate relate and apply this equipment only.

REVIEW BY Thanitak.
APPROVED BY
NEXT CAL DATE 03/02/27

This calibration certificate may not be reproduced other than in full except with the permission of NSC-TISI-TIS-17025 and the issuing laboratory. Calibration certificates without signature are not valid.

The user is obliged to have the object recalibrated at appropriate intervals.

Date of issue	Approval of the Calibration Certificate	Person in charge
03 Feb 2026	Mr. Chonchai Inthana	Chonchai Inthana

Calibration object

Single range instrument

Model	LA130S-F
Serial Number	25409664
QM Ident. no | Inventory no.	RYG_EN0001 | ---
Maximum capacity (Max. load)	150.0000 g
Measured up to	150.0000 g
Scale interval	0.0001 g

Place of calibration

Address	According to page 1
Department | Cost center	Laboratory Department. | ---
Building | Floor	--- | 1st Floor.
Room	Balance Room.
Maximum temperature variation at place of calibration	5 K

Calibration procedure

EURAMET Calibration Guide No. 18, Version 4.0 (11/2015) - Guidelines on the Calibration of Non-Automatic Weighing Instruments

Test equipment

Test equipment type	Test equipment ID	Valid until
Thermometer	Testo 174H H/T250743 (Traceable to Si unit through ENTECH)	18 Nov 2026
Test weight set OIML R111 E2	Certificate No.M2508149S ,E2(Traceable to SI unit through TCS)	19 Aug 2027

Calibration certificate No.: **26BCI0067**
Calibration Certificate

Adjustment Status

The measuring device was internally adjusted before the calibration.

Environmental and measuring conditions

Date of calibration	03 Feb 2026
Temperature at place of calibration | Temp. diff. $T_{weights}$ - T_{place}	24.5 °C | 0.5 K
Measuring conditions	The installation site is suitable. The device is level. Balance was loaded up to Max before test.
Comments	Humidity 52.0 %RH.

Measurement results | Measurement uncertainties

Repeatability

Test load (nominal): 10 g | 100 g	10 g	100 g
1	10.0000 g	100.0000 g
2	10.0000 g	99.9998 g
3	9.9999 g	100.0000 g
4	10.0001 g	100.0000 g
5	10.0000 g	99.9999 g
6	9.9999 g	100.0000 g
7	9.9999 g	99.9999 g
8	9.9999 g	100.0000 g
9	9.9999 g	100.0000 g
10	9.9999 g	99.9999 g
	s = 0.00007 g	s = 0.00007 g

Eccentricity

Test load (nominal):	50 g
Center	50.0000 g
Front left	50.0001 g
Back left	50.0001 g
Back right	50.0000 g
Front right	50.0001 g
Maximum deviation from centric loading indication |Δecc| max = 0.0001 g	

Error of indication

Testload L	Indication I	Error E	Expansion factor k	Uncertainty $U(E)$	Uncertainty relative $U_{rel}(E)$
0.0100 g	0.0100 g	0.0000 g	2.00	0.00016 g	1.6 %
0.0500 g	0.0500 g	0.0000 g	2.00	0.00016 g	0.33 %
0.1000 g	0.1000 g	0.0000 g	2.00	0.00016 g	0.16 %
0.5000 g	0.5000 g	0.0000 g	2.00	0.00016 g	0.033 %
1.0000 g	1.0000 g	0.0000 g	2.00	0.00016 g	0.016 %
2.0000 g	2.0000 g	0.0000 g	2.00	0.00017 g	0.0083 %
5.0000 g	5.0001 g	0.0001 g	2.00	0.00017 g	0.0033 %
10.0000 g	10.0001 g	0.0001 g	2.00	0.00017 g	0.0017 %
20.0000 g	20.0000 g	0.0000 g	2.00	0.00017 g	0.00086 %
100.0000 g	100.0001 g	0.0001 g	2.00	0.00023 g	0.00023 %
150.0000 g	150.0001 g	0.0001 g	2.00	0.00030 g	0.00020 %
Maximum error of indication		|E|max = 0.0001 g			

$U_{rel}(E)$ is the quotient of $U(E)$ and test load L. The uncertainty of measurement $U(E)$ is valid only if error E is considered. You will find reference notes on the uncertainty of measurement in use under: Appendix to the calibration certificate | Interpretation of measurement results.
Reference note: The reported expanded uncertainty of measurement is stated as the standard uncertainty of measurement multiplied by the documented Expansion factor, determined in accordance with the European Calibration Guideline EURAMET cg-18, V4.0. There is a 95 % probability that the value of the measurand will be in the assigned value range.

End of calibration certificate

Uncertainty of measurement in use

Device adjusted before measurement	Yes
Temperature deviation considered	1.5 K (isoCAL active)
Temperature coefficient considered	$1 \cdot 10^{-6}$/K

Uncertainty of the weighing result $U_{gl}(W)$ $U_{gl}(W) = 0.00016\ g + 1.95 \cdot 10^{-5} \cdot R$

Reference note: The current uncertainty of measurement is calculated by entering of the reading *R* into this formula. In relation to this, there is no need for a correction of the indication error. The reported expanded uncertainty of measurement is stated as the standard uncertainty of measurement multiplied with an Expansion factor of 2, determined in accordance with the European Calibration Guideline EURAMET cg-18, V4.0. There is a 95 % probability that the value of the measurand will be in the assigned value range.

Indication in % from max load	Net indication *R*	Uncertainty $U_{gl}(W)$	Uncertainty relative $U_{gl}(W)_{rel}$
1 %	1.5000 g	0.00019 g	0.013 %
25 %	37.5000 g	0.00089 g	0.0024 %
50 %	75.0000 g	0.0016 g	0.0022 %
75 %	112.5000 g	0.0024 g	0.0021 %
100 %	150.0000 g	0.0031 g	0.0021 %

Graphic realization of the relative uncertainty of measurement | process accuracy

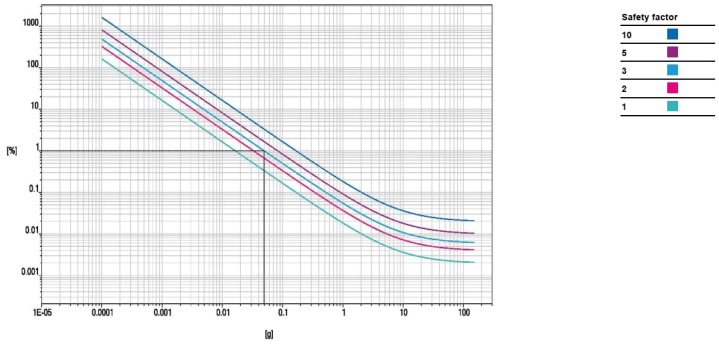

Displayed example

Process accuracy	1.00 %
Safety factor	3
Minimum sample weight	0.0493 g

High Volume Air Sampler Calibration Worksheet

Project Site :	Rojana Industrial Park Prachinburi Co., ltd.	**Barometric Pressure (mm Hg) :**	757.2
Calibrate Location :	วัดโคกอุดมดี (A1)	**Temperature (°C) :**	31.3
Calibrate Date :	6-Jun-26	**High Volume ID :**	RYG_FS0177
CalibrationSheet No.:	C-060626-RYG_FS0177	**High Volume Model :**	TE-5170D
Calibrator ID:	RYG_FS0205	**High Volume S/N :**	4803
Calibrator Model :	TE-5028A	**Calibrator Slope :**	1.51825
Calibrator S/N :	1166	**Calibrator Intercept :**	-0.02964

Test No.	Delta H_2O (inch)	Q_{std} (m^3/min)	I : Chart (CFM)	Linear Regression	
1	2.8	1.1183	40	Slope :	32.0671
2	3.8	1.2979	46	Intercept :	4.2389
3	4.6	1.4250	50	Correlation Coefficient :	0.9999
4	5.5	1.5554	54		
5	6.9	1.7386	60		

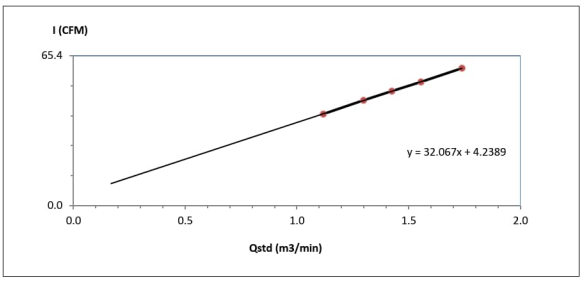

Calibrated by (Mr. Nontachai Uppathame)
RYG Field Services Scientist (2)

Approved by : (Mr. Supot Salamteh)
Field Services Section Head

FORM NO.: F 06-073 REVISION NO.:2 ISSUE DATE: 20/11/23

High Volume Air Sampler Calibration Worksheet

Project Site :	Rojana Industrial Park Prachinburi Co., ltd.	**Barometric Pressure (mm Hg) :**	757.2
Calibrate Location :	วัดคลองสมบูรณ์ (A2)	**Temperature (°C) :**	31.3
Calibrate Date :	6-Jun-26	**High Volume ID :**	RYG_FS0394
CalibrationSheet No.:	C-060626-RYG_FS0394	**High Volume Model :**	TE-5170D
Calibrator ID:	RYG_FS0205	**High Volume S/N :**	5690
Calibrator Model :	TE-5028A	**Calibrator Slope :**	1.51825
Calibrator S/N :	1166	**Calibrator Intercept :**	-0.02964

Test No.	Delta H_2O (inch)	Q_{std} (m^3/min)	I : Chart (CFM)	Linear Regression	
1	2.6	1.0787	40	Slope :	30.7987
2	3.6	1.2641	46	Intercept :	6.8443
3	4.5	1.4098	50	Correlation Coefficient :	0.9997
4	5.3	1.5274	54		
5	6.8	1.7262	60		

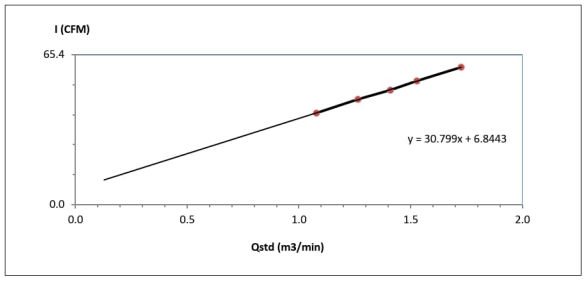

Calibrated by (Mr. Nontachai Uppathame)
RYG Field Services Scientist (2)

Approved by : (Mr. Supot Salamteh)
Field Services Section Head

FORM NO.: F 06-073 REVISION NO.:2 ISSUE DATE: 20/11/23

High Volume Air Sampler Calibration Worksheet

Project Site :	Rojana Industrial Park Prachinburi Co., ltd.	**Barometric Pressure (mm Hg) :**	757.2
Calibrate Location :	วัดหนองหูช้าง (A3)	**Temperature (°C) :**	31.3
Calibrate Date :	6-Jun-26	**High Volume ID :**	RYG_FS0175
CalibrationSheet No.:	C-060626-RYG_FS0175	**High Volume Model :**	TE-5170D
Calibrator ID:	RYG_FS0205	**High Volume S/N :**	4801
Calibrator Model :	TE-5028A	**Calibrator Slope :**	1.51825
Calibrator S/N :	1166	**Calibrator Intercept :**	-0.02964

Test No.	Delta H_2O (inch)	Q_{std} (m^3/min)	I : Chart (CFM)	Linear Regression	
1	2.8	1.1183	40	Slope :	30.3407
2	3.9	1.3145	46	Intercept :	6.1205
3	4.7	1.4401	50	Correlation Coefficient :	0.9999
4	5.7	1.5829	54		
5	7.2	1.7754	60		

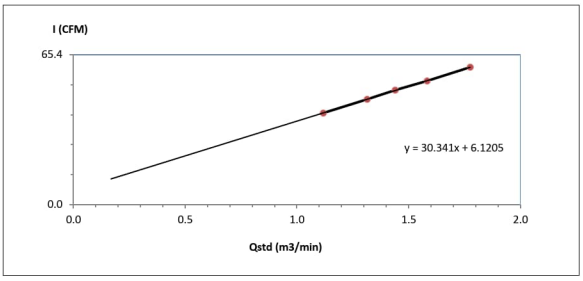

Calibrated by (Mr. Nontachai Uppathame)
RYG Field Services Scientist (2)

Approved by : (Mr. Supot Salamteh)
Field Services Section Head

FORM NO.: F 06-073 REVISION NO.:2 ISSUE DATE: 20/11/23

High Volume Air Sampler Calibration Worksheet

Project Site :	Rojana Industrial Park Prachinburi Co., ltd.	**Barometric Pressure (mm Hg) :**	757.2
Calibrate Location :	วัดหนองเกตุ (A4)	**Temperature (°C) :**	31.3
Calibrate Date :	6-Jun-26	**High Volume ID :**	RYG_FS0181
CalibrationSheet No.:	C-060626-RYG_FS0181	**High Volume Model :**	TE-5170D
Calibrator ID:	RYG_FS0205	**High Volume S/N :**	5334
Calibrator Model :	TE-5028A	**Calibrator Slope :**	1.51825
Calibrator S/N :	1166	**Calibrator Intercept :**	-0.02964

Test No.	Delta H_2O (inch)	Q_{std} (m^3/min)	I : Chart (CFM)	Linear Regression
1	2.5	1.0583	40	Slope : 29.7567
2	3.6	1.2641	46	Intercept : 8.3418
3	4.5	1.4098	50	Correlation Coefficient : 0.9995
4	5.4	1.5415	54	
5	6.8	1.7262	60	

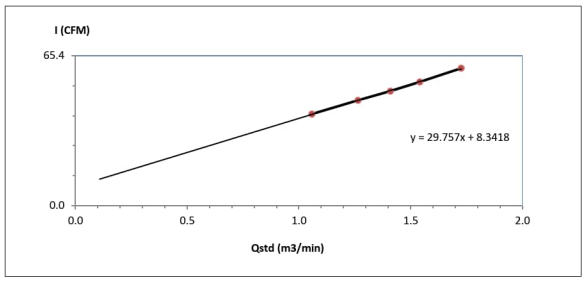

Calibrated by ..... Approved by : .....

(Mr. Nontachai Uppathame)
RYG Field Services Scientist (2)

(Mr. Supot Salamteh)
Field Services Section Head

FORM NO.: F 06-073 REVISION NO.:2 ISSUE DATE: 20/11/23

SITHIPORN ASSOCIATES CO., LTD.
CALIBRATION LABORATORY
451-451/1 Sirinthorn Road, Bangbumru, Bangplud, Bangkok, 10700 Thailand
Tel. +66 2433 8331 Email : calibration@sithiporn.com

Cert. No. : ACC25058
Pages : 1 of 3

Calibration Certificate

Equipment :	SOUND CALIBRATOR
Manufacturer :	RION
Model :	NC-74
Serial No.:	34178123
ID No.:	RYG_FS0215

Condition As Found : GOOD

Customer : ALS LABORATORY GROUP (THAILAND) CO., LTD.
104 PHATTHANAKAN 40, PHATTHANAKAN ROAD,
KHWAENG PHATTHANAKAN, KHET SUAN LUANG,
BANGKOK, 10250 THAILAND.

Location :	-	
Ambient Temperature :	(23.0 ± 3)	°C
Pressure :	(101.3 ± 3)	kPa
Relative Humidity :	(50.0 ± 20)	%

Received Date : 22 SEPTEMBER 2025
Calibration Date : 08 OCTOBER 2025
Date of Issue : 10 OCTOBER 2025

REVIEW BY .....
APPROVED BY .....
NEXT CAL DATE..... 07/ 10/ 2026

Calibrated by : Nathakorn Pisutpaisan

Approved by :
(Nitinun Srihawan)

This certificate is issued in accordance with the requirements of ISO/IEC 17025 standard, may not be reproduced other than in full, except with the prior written approval of the head of Calibration Laboratory.

Cert. No. : ACC25058
Job No. : VC68AC0188
Pages : 2 of 3

Calibration Procedure : CP-AC-03

Calibration Method :
This equipment was calibrated by follow on IEC-60942-2003 Standard.
The sound pressure level, frequency and total distortion of the sound calibrator was measured using the reference microphone.

Condition of this result of calibration :
1. Reference Standard Instruments :

Instrument	Model	Serial No.	Cert. No.	Due Date
Waveform Generator	33511B	MY52302742	EF-0012-25	11-FEB-26
Digital Multimeter	33461A	MY53220104	EEL.BP 24/0268	22-APR-26
Digital Multimeter	33461A	MY53220076	EEL.BP 23/0268	22-APR-26
Digital Multimeter	33461A	MY60024273	CA2025120EA	18-MAR-26
Programmable Attenuator	MAT-1070	62100114	EF-0006-25	11-FEB-26
Condenser Microphone	4180	2977900	AA-1002-25	19-FEB-26
Measuring Amplifier	NA-42KAI	34560495	AA-3002-25	19-FEB-26
Audio Analyzer	AVR-3360A	V744B6069	EF-0013-25	13-FEB-26

2. This result of calibration was found accurate as shown on date and place of calibration for this calibrated item only.
3. This certificate is traceable to the international system of unit maintained at :
   3.1 National Institute of Metrology (Thailand).
   3.2 Thailand Institute of Scientific and Technological Research (TISTR).
   3.3 Electrical And Electronics Institute (EEI).

Cert. No. : ACC25058
Job No. : VC68AC0188
Pages : 3 of 3

Result of calibration :

1. Sound pressure level

Specified sound pressure level (dB)	Measured value (dB)	Deviated value (dB)	Uncertainty (dB)	Acceptance limit (dB)
94	94.11	0.11	0.14	0.40

2. Frequency

Specified Frequency (Hz)	Measured value (Hz)	Deviated value (%)	Uncertainty (%)	Acceptance limit (%)
1000	1001.5	0.1	0.1	1.0

3. Total distortion

Measured value (%)	Uncertainty (%)	Acceptance limit (%)
1.83	0.10	3.0

The reported uncertainty is based on a standard uncertainty multiplied by coverage factor $k = 2$ or any value following calculation,providing a lavel of confidence of approximately 95 %

End of Calibration Certificate

SITHIPORN ASSOCIATES CO., LTD.
CALIBRATION LABORATORY

451-451/1 Sirinthorn Road, Bangbumru, Bangplud, Bangkok, 10700 Thailand
Tel. +66 2433 8331 Email : calibration@sithiphorn.com

NSC-TISI-TIS 17025 CALIBRATION 0394

Cert. No. : ACL25494
Pages : 1 of 8

Calibration Certificate

Equipment :	SOUND LEVEL METER
Manufacturer :	RION
Model :	NL-42 / Microphone UC-52 / Preamplifier NH-24
Serial No.:	00296516 / 180412 / 88182
ID No.:	RYG_FS0433

Condition As Found : GOOD

Customer : ALS LABORATORY GROUP (THAILAND) CO., LTD.
104 PHATTHANAKAN 40, PHATTHANAKAN ROAD,
KHWAENG PHATTHANAKAN, KHET SUAN LUANG,
BANGKOK, 10250 THAILAND.

Location :	-	
Ambient Temperature :	(23.0 ± 3)	°C
Pressure :	(101.3 ± 3)	kPa
Relative Humidity :	(50.0 ± 20)	%

REVIEW BY .....
APPROVED BY .....
NEXT CAL DATE 17/ 12/ 2026

Received Date :	08 DECEMBER 2025
Calibration Date :	18-19 DECEMBER 2025
Date of Issue :	22 DECEMBER 2025

Calibrated by : Nathakorn Pisutpaisan

Approved by :

(Nitinun Srihawan)

This certificate is issued in accordance with the requirements of ISO/IEC 17025 standard, may not be reproduced other than in full, except with the prior written approval of the head of Calibration Laboratory.

Cert. No. : ACL25494
Job No. : VC69AC0043
Pages : 2 of 8

Calibration Procedure : CP-AC-01

Calibration Method :

This equipment was calibrated by follow on IEC-61672-3 (2013) Standard for sound level meter (SLM).
The SLM had tests to Acoustical and Electrical signal tests of frequency weighting with Anechoic chamber and Reference Standard Instruments.
For tests results of each items were made by observation of each Instruments display and also with SLM's display.

Condition of this result of calibration :

1. Reference Standard Instruments :

Instrument	Model	Serial No.	Cert. No.	Due Date
Waveform Generator	33210A	MY48017076	EF-0011-25	11-FEB-26
Waveform Generator	33511B	MY52302742	EF-0012-25	11-FEB-26
Digital Multimeter	33461A	MY53220104	EEL.BP 24/0268	22-APR-26
Digital Multimeter	33461A	MY53220076	EEL.BP 23/0268	22-APR-26
Digital Multimeter	34461A	MY60024273	CA2025120EA	18-MAR-26
Programmable Attenuator	MAT-1070	62100114	EF-0006-25	11-FEB-26
Condenser Microphone	4180	2977900	AA-1002-25	19-FEB-26
Measuring Amplifier	NA-42KAI	34560495	AA-3002-25	19-FEB-26

2. This result of calibration was found accurate as shown on date and place of calibration for this calibrated item only.
3. This certificate is traceable to the international system of unit maintained at :
   3.1 National Institute of Metrology (Thailand).
   3.2 Thailand Institute of Scientific and Technological Research (TISTR).
   3.3 Electrical And Electronics Institute (EEI).

Cert. No. : ACL25494
Job No. : VC69AC0043
Pages : 3 of 8

Summary of Measurement Result :

Parameter	Uncertainty (dB)	Maximum-permitted uncertainty of measurement (dB)
1. Absolute sensitivity	0.2	N/A
2. Self-generated noise	0.2	N/A
3. Acoustical signal tests of frequency weightings		
125 Hz	0.3	0.6
1000 Hz	0.3	0.6
8000 Hz	0.3	0.7
4. Electrical signal tests of frequency weightings		
For 10 Hz to 4 kHz	0.3	0.6
For > 4 kHz to 10 kHz	0.3	0.7
For > 10 kHz to 20 kHz	0.3	1.0
5. Frequency and time weightings at 1 kHz	0.2	0.2
6. Long - term stability	0.1	0.1
7. Level linearity on the reference level range	0.2	0.3
8. Level linearity including the level range control	0.2	0.3
9. Tone burst response	0.2	0.3
10. Peak C sound level	0.2	0.35
11. Overload indication	0.2	0.25
12. High level stability	0.1	0.1

Cert. No. : ACL25494
Job No. : VC69AC0043
Page : 4 of 8

Result of calibration :

1. Absolute sensitivity

Reference Acoustic Signal (dB)	Measured Value (dB)	Deviation (dB)	Acceptance Limit (dB)
93.9 (93.94)	93.9	0.0	±0.3

2. Self-generated noise

2.1 Normal test

Measured Value (dB)
14.6

2.2 The microphone of the sound level meter was replaced by electrical signal input device.

Frequency Weighting	Weighting (dB)
A - weight	10.8
C - weight	17.0
Flat	22.7

3. Acoustical signal tests of frequency weightings

Meter free-field acoustic response at a level of 84 dB

Frequency (Hz)	Deviation from various frequency weighting response curve (dB)			
	Flat	C-weight	A-weight	Acceptance Limits
125	0.3	0.4	0.4	± 1.5
1000	0.0	0.0	0.0	± 1.0
8000	-0.1	0.0	0.0	±5.0

Cert. No. : ACL25494
Job No. : VC69AC0043
Pages : 5 of 8

4. Electrical signal tests of frequency weightings

Weighting network response with relative to 1 kHz.

Frequency (Hz)	Deviation from various frequency weighting response curve (dB)			
	Flat	C-weight	A-weight	Acceptance Limits
63	0.0	-0.1	0.0	±2.0
125	0.0	0.0	0.0	±1.5
250	0.0	0.0	0.0	±1.5
500	0.0	0.0	0.0	±1.5
1000	0.0	0.0	0.0	±1.0
2000	0.0	0.0	0.0	±2.0
4000	0.0	0.0	0.0	±3.0
8000	0.0	0.1	0.1	±5.0

5. Frequency and time weightings at 1 kHz

5.1 Frequency weightings at 1 kHz

Frequency Weighting	Anticipated Value (dB)	Measured Value (dB)	Deviated Value (dB)	Acceptance Limits (dB)
A - weight	94.0	94.0	0.0	± 0.2
C - weight	94.0	94.0	0.0	± 0.2
Flat	94.0	94.0	0.0	± 0.2

5.2 Time weighting at 1 kHz

Frequency Weighting	Anticipated Value (dB)	Measured Value (dB)	Deviated Value (dB)	Acceptance Limits (dB)
Fast	94.0	94.0	0.0	± 0.1
Slow	94.0	94.0	0.0	± 0.1
Leq	94.0	94.0	0.0	± 0.1

6. Long - term stability

Frequency Weighting	SLM Display at initial (dB)	SLM Display at final (dB)	Deviated Value (dB)	Acceptance Limits (dB)
A - weight	94.0	94.0	0.0	± 0.3

Cert. No. : ACL25494
Job No. : VC69AC0043
Pages : 6 of 8

7. Level linearity on the reference level range

Anticipated Value (dB)	Measured Value (dB)	Deviated Value (dB)	Acceptance Limits (dB)
137.0	137.0	0.0	± 1.1
136.0	136.0	0.0	± 1.1
135.0	135.0	0.0	± 1.1
134.0	134.0	0.0	± 1.1
133.0	133.0	0.0	± 1.1
132.0	132.0	0.0	± 1.1
131.0	131.0	0.0	± 1.1
129.0	129.0	0.0	± 1.1
124.0	124.0	0.0	± 1.1
119.0	119.0	0.0	± 1.1
114.0	114.0	0.0	± 1.1
109.0	109.0	0.0	± 1.1
104.0	104.0	0.0	± 1.1
99.0	99.0	0.0	± 1.1
94.0	94.0	0.0	± 1.1
89.0	89.0	0.0	± 1.1
84.0	84.0	0.0	± 1.1
79.0	78.9	-0.1	± 1.1
74.0	74.0	0.0	± 1.1
69.0	69.0	0.0	± 1.1
64.0	63.9	-0.1	± 1.1
59.0	59.0	0.0	± 1.1
54.0	53.9	-0.1	± 1.1
49.0	48.9	-0.1	± 1.1
44.0	43.9	-0.1	± 1.1
39.0	38.9	-0.1	± 1.1
34.0	33.9	-0.1	± 1.1
30.0	29.8	-0.2	± 1.1
29.0	28.8	-0.2	± 1.1
28.0	27.9	-0.1	± 1.1
27.0	26.8	-0.2	± 1.1
26.0	25.8	-0.2	± 1.1
25.0	24.8	-0.2	± 1.1

Cert. No. : ACL25494
Job No. : VC69AC0043
Pages : 7 of 8

8. Level linearity including the level range control

Range	Anticipated Value (dB)	Measured Value (dB)	Deviated Value (dB)	Acceptance Limits (dB)
130	94.0	94.0	0.0	±1.1

Range	Anticipated Value (dB)	Measured Value (dB)	Deviated Value (dB)	Acceptance Limits (dB)
130	29.0	28.8	-0.2	±1.1

9. Tone burst response

Time Weighting	Tone burst duration, Tb (ms)	Cycle	Anticipated Value (dB)	Measured Value (dB)	Deviated Value (dB)	Acceptance Limits (dB)
Fast	0.25	1	108.0	107.9	-0.1	1.5 ; -5.0
	2	8	117.0	117.0	0.0	1.0 ; -2.5
	200	800	134.0	134.0	0.0	±1.0
Slow	2	8	108.0	108.0	0.0	1.0 ; -5.0
	200	800	127.6	127.6	0.0	±1.0
SEL	0.25	1	99.0	98.9	-0.1	1.5 ; -5.0
	2	8	108.0	108.0	0.0	1.0 ; -2.5
	200	800	128.0	128.0	0.0	±1.0

Cert. No. : ACL25494
Job No. : VC69AC0043
Pages : 8 of 8

10. Peak C sound level

Number of cycle in test signal	Anticipated Value (dB)	Measured Value, Lcpeak (dB)	Deviated Value (dB)	Acceptance Limits (dB)
Continuous	130.0	130.0	0.0	±3.0
One	133.4	133.3	-0.1	±3.0

Number of cycle in test signal	Anticipated Value (dB)	Measured Value (dB)	Deviated Value (dB)	Acceptance Limits (dB)
Continuous	133.0	133.0	0.0	±2.0
Positive half cycle	135.4	135.2	-0.2	±2.0
Negative half cycle	135.4	135.2	-0.2	±2.0

11. Overload indication

Measured value (dB)		Deviated Value (dB)	Acceptance Limits (dB)
Positive one-half cycle	Negative one-half cycle		
89.5	89.6	0.1	±1.5

12. High level stability

Frequency Weighting	SLM Display at initial (dB)	SLM Display at final (dB)	Deviated Value (dB)	Acceptance Limits (dB)
A - weight	137.0	137.0	0.0	±0.3

The reported uncertainty is based on a standard uncertainty multiplied by coverage factor $k = 2$ or any value following calculation,providing a lavel of confidence of approximately 95 %

End of Calibration Certificate

SITHIPORN ASSOCIATES CO., LTD.
CALIBRATION LABORATORY
451-451/1 Sirinthorn Road, Bangbumru, Bangplud, Bangkok, 10700 Thailand
Tel. +66 2433 8331 Email : calibration@sithiphorn.com

Cert. No. : ACL26082
Pages : 1 of 8

Calibration Certificate

Equipment :	SOUND LEVEL METER
Manufacturer :	RION
Model :	NL-42 / Microphone UC-52 / Preamplifier NH-24
Serial No.:	00296517 / 135220 / 87527
ID No.:	RYG_FS0434

Condition As Found : GOOD

Customer : ALS LABORATORY GROUP (THAILAND) CO., LTD.
104 PHATTHANAKAN 40, PHATTHANAKAN ROAD,
KHWAENG PHATTHANAKAN, KHET SUAN LUANG,
BANGKOK, 10250 THAILAND.

Location :	-	
Ambient Temperature :	(23.0 ± 3)	°C
Pressure :	(101.3 ± 3)	kPa
Relative Humidity :	(50.0 ± 20)	%

REVIEW BY .....
APPROVED BY .....
NEXT CAL DATE.....20/ 01/ 2027.....

Received Date :	05 JANUARY 2026
Calibration Date :	21 - 23 JANUARY 2026
Date of Issue :	26 JANUARY 2026

Calibrated by : Nathakorn Pisutpaisan

Approved by :

(Nitinun Srihawan)

This certificate is issued in accordance with the requirements of ISO/IEC 17025 standard, may not be reproduced other than in full, except with the prior written approval of the head of Calibration Laboratory.

Cert. No. : ACL26082
Job No. : VC69AC0053
Pages : 2 of 8

Calibration Procedure : CP-AC-01

Calibration Method :

This equipment was calibrated by follow on IEC-61672-3 (2013) Standard for sound level meter (SLM).
The SLM had tests to Acoustical and Electrical signal tests of frequency weighting with Anechoic chamber and Reference Standard Instruments.
For tests results of each items were made by observation of each Instruments display and also with SLM's display.

Condition of this result of calibration :

1. Reference Standard Instruments :

Instrument	Model	Serial No.	Cert. No.	Due Date
Waveform Generator	33210A	MY48017076	EF-0011-25	11-FEB-26
Waveform Generator	33511B	MY52302742	EF-0012-25	11-FEB-26
Digital Multimeter	33461A	MY53220104	EEL.BP 24/0268	22-APR-26
Digital Multimeter	33461A	MY53220076	EEL.BP 23/0268	22-APR-26
Digital Multimeter	34461A	MY60024273	CA2025120EA	18-MAR-26
Programmable Attenuator	MAT-1070	62100114	EF-0006-25	11-FEB-26
Condenser Microphone	4180	2977900	AA-1002-25	19-FEB-26
Measuring Amplifier	NA-42KAI	34560495	AA-3002-25	19-FEB-26

2. This result of calibration was found accurate as shown on date and place of calibration for this calibrated item only.
3. This certificate is traceable to the international system of unit maintained at :
   3.1 National Institute of Metrology (Thailand).
   3.2 Thailand Institute of Scientific and Technological Research (TISTR).
   3.3 Electrical And Electronics Institute (EEI).

Cert. No. : ACL26082
Job No. : VC69AC0053
Pages : 3 of 8

Summary of Measurement Result :

Parameter	Uncertainty (dB)	Maximum-permitted uncertainty of measurement (dB)
1. Absolute sensitivity	0.2	N/A
2. Self-generated noise	0.2	N/A
3. Acoustical signal tests of frequency weightings		
125 Hz	0.3	0.6
1000 Hz	0.3	0.6
8000 Hz	0.3	0.7
4. Electrical signal tests of frequency weightings		
For 10 Hz to 4 kHz	0.3	0.6
For > 4 kHz to 10 kHz	0.3	0.7
For > 10 kHz to 20 kHz	0.3	1.0
5. Frequency and time weightings at 1 kHz	0.2	0.2
6. Long - term stability	0.1	0.1
7. Level linearity on the reference level range	0.2	0.3
8. Level linearity including the level range control	0.2	0.3
9. Tone burst response	0.2	0.3
10. Peak C sound level	0.2	0.35
11. Overload indication	0.2	0.25
12. High level stability	0.1	0.1

Cert. No. : ACL26082
Job No. : VC69AC0053
Page : 4 of 8

Result of calibration :

1. Absolute sensitivity

Reference Acoustic Signal (dB)	Measured Value (dB)	Deviation (dB)	Acceptance Limit (dB)
93.9 (93.94)	93.9	0.0	±0.3

2. Self-generated noise

2.1 Normal test

Measured Value (dB)
19

2.2 The microphone of the sound level meter was replaced by electrical signal input device.

Frequency Weighting	Weighting (dB)
A - weight	15.8
C - weight	21.5
Flat	27.3

3. Acoustical signal tests of frequency weightings

Meter free-field acoustic response at a level of 84 dB

Frequency (Hz)	Deviation from various frequency weighting response curve (dB)			
	Flat	C-weight	A-weight	Acceptance Limits
125	-0.3	-0.3	-0.2	± 1.5
1000	0.1	0.1	0.1	± 1.0
8000	2.2	2.3	2.3	±5.0

Cert. No. : ACL26082
Job No. : VC69AC0053
Pages : 5 of 8

4. Electrical signal tests of frequency weightings

Weighting network response with relative to 1 kHz.

Frequency (Hz)	Deviation from various frequency weighting response curve (dB)			
	Flat	C-weight	A-weight	Acceptance Limits
63	0.0	-0.2	-0.1	±2.0
125	0.0	0.0	-0.1	±1.5
250	0.0	0.0	-0.1	±1.5
500	0.0	0.0	-0.1	±1.5
1000	0.0	0.0	0.0	±1.0
2000	0.0	0.0	0.0	±2.0
4000	0.0	0.0	0.0	±3.0
8000	0.0	0.0	0.1	±5.0

5. Frequency and time weightings at 1 kHz

5.1 Frequency weightings at 1 kHz

Frequency Weighting	Anticipated Value (dB)	Measured Value (dB)	Deviated Value (dB)	Acceptance Limits (dB)
A - weight	94.0	94.0	0.0	± 0.2
C - weight	94.0	94.0	0.0	± 0.2
Flat	94.0	94.0	0.0	± 0.2

5.2 Time weighting at 1 kHz

Frequency Weighting	Anticipated Value (dB)	Measured Value (dB)	Deviated Value (dB)	Acceptance Limits (dB)
Fast	94.0	94.0	0.0	± 0.1
Slow	94.0	94.0	0.0	± 0.1
Leq	94.0	94.0	0.0	± 0.1

6. Long - term stability

Frequency Weighting	SLM Display at initial (dB)	SLM Display at final (dB)	Deviated Value (dB)	Acceptance Limits (dB)
A - weight	94.0	94.0	0.0	± 0.3

Cert. No. : ACL26082
Job No. : VC69AC0053
Pages : 6 of 8

7. Level linearity on the reference level range

Anticipated Value (dB)	Measured Value (dB)	Deviated Value (dB)	Acceptance Limits (dB)
137.0	137.1	0.1	± 1.1
136.0	136.1	0.1	± 1.1
135.0	135.1	0.1	± 1.1
134.0	134.1	0.1	± 1.1
133.0	133.1	0.1	± 1.1
132.0	132.1	0.1	± 1.1
131.0	131.0	0.0	± 1.1
129.0	129.1	0.1	± 1.1
124.0	124.1	0.1	± 1.1
119.0	119.1	0.1	± 1.1
114.0	114.1	0.1	± 1.1
109.0	109.1	0.1	± 1.1
104.0	104.1	0.1	± 1.1
99.0	99.1	0.1	± 1.1
94.0	94.0	0.0	± 1.1
89.0	89.0	0.0	± 1.1
84.0	84.0	0.0	± 1.1
79.0	79.0	0.0	± 1.1
74.0	74.0	0.0	± 1.1
69.0	69.0	0.0	± 1.1
64.0	64.0	0.0	± 1.1
59.0	59.0	0.0	± 1.1
54.0	54.0	0.0	± 1.1
49.0	49.0	0.0	± 1.1
44.0	44.0	0.0	± 1.1
39.0	39.0	0.0	± 1.1
34.0	34.0	0.0	± 1.1
30.0	29.9	-0.1	± 1.1
29.0	29.0	0.0	± 1.1
28.0	28.0	0.0	± 1.1
27.0	26.9	-0.1	± 1.1
26.0	25.9	-0.1	± 1.1
25.0	24.9	-0.1	± 1.1

Cert. No. : ACL26082
Job No. : VC69AC0053
Pages : 7 of 8

8. Level linearity including the level range control

Range	Anticipated Value (dB)	Measured Value (dB)	Deviated Value (dB)	Acceptance Limits (dB)
130	94.0	94.0	0.0	±1.1

Range	Anticipated Value (dB)	Measured Value (dB)	Deviated Value (dB)	Acceptance Limits (dB)
130	29.0	28.9	-0.1	±1.1

9. Tone burst response

Time Weighting	Tone burst duration, Tb (ms)	Cycle	Anticipated Value (dB)	Measured Value (dB)	Deviated Value (dB)	Acceptance Limits (dB)
Fast	0.25	1	108.0	107.9	-0.1	1.5 ; -5.0
	2	8	117.0	117.0	0.0	1.0 ; -2.5
	200	800	134.0	134.0	0.0	±1.0
Slow	2	8	108.0	108.0	0.0	1.0 ; -5.0
	200	800	127.6	127.6	0.0	±1.0
SEL	0.25	1	99.0	98.9	-0.1	1.5 ; -5.0
	2	8	108.0	108.0	0.0	1.0 ; -2.5
	200	800	128.0	128.0	0.0	±1.0

Cert. No. : ACL26082
Job No. : VC69AC0053
Pages : 8 of 8

10. Peak C sound level

Number of cycle in test signal	Anticipated Value (dB)	Measured Value, Lcpeak (dB)	Deviated Value (dB)	Acceptance Limits (dB)
Continuous	130.0	130.0	0.0	±3.0
One	133.4	133.4	0.0	±3.0

Number of cycle in test signal	Anticipated Value (dB)	Measured Value (dB)	Deviated Value (dB)	Acceptance Limits (dB)
Continuous	133.0	133.0	0.0	±2.0
Positive half cycle	135.4	135.1	-0.3	±2.0
Negative half cycle	135.4	135.1	-0.3	±2.0

11. Overload indication

Measured value (dB)		Deviated Value (dB)	Acceptance Limits (dB)
Positive one-half cycle	Negative one-half cycle		
89.5	89.5	0.0	±1.5

12. High level stability

Frequency Weighting	SLM Display at initial (dB)	SLM Display at final (dB)	Deviated Value (dB)	Acceptance Limits (dB)
A - weight	137.0	137.0	0.0	±0.3

The reported uncertainty is based on a standard uncertainty multiplied by coverage factor $k = 2$ or any value following calculation,providing a lavel of confidence of approximately 95 %

End of Calibration Certificate

SITHIPORN ASSOCIATES CO., LTD.
CALIBRATION LABORATORY
451-451/1 Sirinthorn Road, Bangbumru, Bangplud, Bangkok, 10700 Thailand
Tel. +66 2433 8331 Email : calibration@sithiphorn.com

NSC-TISI-TIS 17025 CALIBRATION 0394

Cert. No. : ACL26081
Pages : 1 of 8

Calibration Certificate

Equipment :	SOUND LEVEL METER
Manufacturer :	RION
Model :	NL-42 / Microphone UC-52 / Preamplifier NH-24
Serial No.:	00296515 / 179119 / 87526
ID No.:	RYG_FS0432
Condition As Found :	GOOD
Customer :	ALS LABORATORY GROUP (THAILAND) CO., LTD. 104 PHATTHANAKAN 40, PHATTHANAKAN ROAD, KHWAENG PHATTHANAKAN, KHET SUAN LUANG, BANGKOK, 10250 THAILAND.
Location :	-
Ambient Temperature :	(23.0 ± 3) °C
Pressure :	(101.3 ± 3) kPa
Relative Humidity :	(50.0 ± 20) %
Received Date :	05 JANUARY 2026
Calibration Date :	21 - 23 JANUARY 2026
Date of Issue :	26 JANUARY 2026

REVIEW BY ....
APPROVED BY ....
NEXT CAL DATE 20/ 01/ 2027

Calibrated by : Nathakorn Pisutpaisan

Approved by :

(Nitinun Srihawan)

This certificate is issued in accordance with the requirements of ISO/IEC 17025 standard, may not be reproduced other than in full, except with the prior written approval of the head of Calibration Laboratory.

Cert. No. : ACL26081
Job No. : VC69AC0053
Pages : 2 of 8

Calibration Procedure : CP-AC-01

Calibration Method :

This equipment was calibrated by follow on IEC-61672-3 (2013) Standard for sound level meter (SLM).
The SLM had tests to Acoustical and Electrical signal tests of frequency weighting with Anechoic chamber and Reference Standard Instruments.
For tests results of each items were made by observation of each Instruments display and also with SLM's display.

Condition of this result of calibration :

1. Reference Standard Instruments :

Instrument	Model	Serial No.	Cert. No.	Due Date
Waveform Generator	33210A	MY48017076	EF-0011-25	11-FEB-26
Waveform Generator	33511B	MY52302742	EF-0012-25	11-FEB-26
Digital Multimeter	33461A	MY53220104	EEL.BP 24/0268	22-APR-26
Digital Multimeter	33461A	MY53220076	EEL.BP 23/0268	22-APR-26
Digital Multimeter	34461A	MY60024273	CA2025120EA	18-MAR-26
Programmable Attenuator	MAT-1070	62100114	EF-0006-25	11-FEB-26
Condenser Microphone	4180	2977900	AA-1002-25	19-FEB-26
Measuring Amplifier	NA-42KAI	34560495	AA-3002-25	19-FEB-26

2. This result of calibration was found accurate as shown on date and place of calibration for this calibrated item only.
3. This certificate is traceable to the international system of unit maintained at :
   - 3.1 National Institute of Metrology (Thailand).
   - 3.2 Thailand Institute of Scientific and Technological Research (TISTR).
   - 3.3 Electrical And Electronics Institute (EEI).

Cert. No. : ACL26081
Job No. : VC69AC0053
Pages : 3 of 8

Summary of Measurement Result :

Parameter	Uncertainty (dB)	Maximum-permitted uncertainty of measurement (dB)
1. Absolute sensitivity	0.2	N/A
2. Self-generated noise	0.2	N/A
3. Acoustical signal tests of frequency weightings		
125 Hz	0.3	0.6
1000 Hz	0.3	0.6
8000 Hz	0.3	0.7
4. Electrical signal tests of frequency weightings		
For 10 Hz to 4 kHz	0.3	0.6
For > 4 kHz to 10 kHz	0.3	0.7
For > 10 kHz to 20 kHz	0.3	1.0
5. Frequency and time weightings at 1 kHz	0.2	0.2
6. Long - term stability	0.1	0.1
7. Level linearity on the reference level range	0.2	0.3
8. Level linearity including the level range control	0.2	0.3
9. Tone burst response	0.2	0.3
10. Peak C sound level	0.2	0.35
11. Overload indication	0.2	0.25
12. High level stability	0.1	0.1

Cert. No. : ACL26081
Job No. : VC69AC0053
Page : 4 of 8

Result of calibration :

1. Absolute sensitivity

Reference Acoustic Signal (dB)	Measured Value (dB)	Deviation (dB)	Acceptance Limit (dB)
93.9 (93.94)	93.9	0.0	±0.3

2. Self-generated noise

2.1 Normal test

Measured Value (dB)
14.2

2.2 The microphone of the sound level meter was replaced by electrical signal input device.

Frequency Weighting	Weighting (dB)
A - weight	10.4
C - weight	17.2
Flat	22.9

3. Acoustical signal tests of frequency weightings

Meter free-field acoustic response at a level of 84 dB

Frequency (Hz)	Deviation from various frequency weighting response curve (dB)			
	Flat	C-weight	A-weight	Acceptance Limits
125	0.3	0.3	0.3	± 1.5
1000	0.1	0.1	0.2	± 1.0
8000	-0.1	0.0	0.0	±5.0

Cert. No. : ACL26081
Job No. : VC69AC0053
Pages : 5 of 8

4. Electrical signal tests of frequency weightings

Weighting network response with relative to 1 kHz.

Frequency (Hz)	Deviation from various frequency weighting response curve (dB)			
	Flat	C-weight	A-weight	Acceptance Limits
63	0.0	-0.1	0.0	±2.0
125	0.0	0.0	0.0	±1.5
250	0.0	0.0	0.0	±1.5
500	0.0	0.0	0.0	±1.5
1000	0.0	0.0	0.0	±1.0
2000	0.0	0.0	0.0	±2.0
4000	0.0	0.0	0.0	±3.0
8000	0.0	0.1	0.1	±5.0

5. Frequency and time weightings at 1 kHz

5.1 Frequency weightings at 1 kHz

Frequency Weighting	Anticipated Value (dB)	Measured Value (dB)	Deviated Value (dB)	Acceptance Limits (dB)
A - weight	94.0	94.0	0.0	± 0.2
C - weight	94.0	94.0	0.0	± 0.2
Flat	94.0	94.0	0.0	± 0.2

5.2 Time weighting at 1 kHz

Frequency Weighting	Anticipated Value (dB)	Measured Value (dB)	Deviated Value (dB)	Acceptance Limits (dB)
Fast	94.0	94.0	0.0	± 0.1
Slow	94.0	94.0	0.0	± 0.1
Leq	94.0	94.0	0.0	± 0.1

6. Long - term stability

Frequency Weighting	SLM Display at initial (dB)	SLM Display at final (dB)	Deviated Value (dB)	Acceptance Limits (dB)
A - weight	94.0	94.0	0.0	± 0.3

Cert. No. : ACL26081
Job No. : VC69AC0053
Pages : 6 of 8

7. Level linearity on the reference level range

Anticipated Value (dB)	Measured Value (dB)	Deviated Value (dB)	Acceptance Limits (dB)
137.0	137.0	0.0	± 1.1
136.0	136.0	0.0	± 1.1
135.0	135.0	0.0	± 1.1
134.0	134.0	0.0	± 1.1
133.0	133.0	0.0	± 1.1
132.0	132.0	0.0	± 1.1
131.0	131.0	0.0	± 1.1
129.0	129.0	0.0	± 1.1
124.0	124.0	0.0	± 1.1
119.0	119.0	0.0	± 1.1
114.0	114.0	0.0	± 1.1
109.0	109.0	0.0	± 1.1
104.0	104.0	0.0	± 1.1
99.0	99.0	0.0	± 1.1
94.0	94.0	0.0	± 1.1
89.0	89.0	0.0	± 1.1
84.0	84.0	0.0	± 1.1
79.0	79.0	0.0	± 1.1
74.0	74.0	0.0	± 1.1
69.0	69.0	0.0	± 1.1
64.0	64.0	0.0	± 1.1
59.0	59.0	0.0	± 1.1
54.0	53.9	-0.1	± 1.1
49.0	49.0	0.0	± 1.1
44.0	44.0	0.0	± 1.1
39.0	38.9	-0.1	± 1.1
34.0	34.0	0.0	± 1.1
30.0	29.9	-0.1	± 1.1
29.0	28.9	-0.1	± 1.1
28.0	28.0	0.0	± 1.1
27.0	27.0	0.0	± 1.1
26.0	25.9	-0.1	± 1.1
25.0	24.9	-0.1	± 1.1

Cert. No. : ACL26081
Job No. : VC69AC0053
Pages : 7 of 8

8. Level linearity including the level range control

Range	Anticipated Value (dB)	Measured Value (dB)	Deviated Value (dB)	Acceptance Limits (dB)
130	94.0	94.0	0.0	±1.1

Range	Anticipated Value (dB)	Measured Value (dB)	Deviated Value (dB)	Acceptance Limits (dB)
130	29.0	28.9	-0.1	±1.1

9. Tone burst response

Time Weighting	Tone burst duration, Tb (ms)	Cycle	Anticipated Value (dB)	Measured Value (dB)	Deviated Value (dB)	Acceptance Limits (dB)
Fast	0.25	1	108.0	107.9	-0.1	1.5 ; -5.0
	2	8	117.0	117.0	0.0	1.0 ; -2.5
	200	800	134.0	134.0	0.0	±1.0
Slow	2	8	108.0	108.0	0.0	1.0 ; -5.0
	200	800	127.6	127.6	0.0	±1.0
SEL	0.25	1	99.0	98.9	-0.1	1.5 ; -5.0
	2	8	108.0	108.0	0.0	1.0 ; -2.5
	200	800	128.0	128.0	0.0	±1.0

Cert. No. : ACL26081
Job No. : VC69AC0053
Pages : 8 of 8

10. Peak C sound level

Number of cycle in test signal	Anticipated Value (dB)	Measured Value, Lcpeak (dB)	Deviated Value (dB)	Acceptance Limits (dB)
Continuous	130.0	130.0	0.0	±3.0
One	133.4	133.3	-0.1	±3.0

Number of cycle in test signal	Anticipated Value (dB)	Measured Value (dB)	Deviated Value (dB)	Acceptance Limits (dB)
Continuous	133.0	133.0	0.0	±2.0
Positive half cycle	135.4	135.2	-0.2	±2.0
Negative half cycle	135.4	135.2	-0.2	±2.0

11. Overload indication

Measured value (dB)		Deviated Value (dB)	Acceptance Limits (dB)
Positive one-half cycle	Negative one-half cycle		
89.5	89.6	0.1	±1.5

12. High level stability

Frequency Weighting	SLM Display at initial (dB)	SLM Display at final (dB)	Deviated Value (dB)	Acceptance Limits (dB)
A - weight	137.0	137.0	0.0	±0.3

The reported uncertainty is based on a standard uncertainty multiplied by coverage factor $k = 2$ or any value following calculation,providing a lavel of confidence of approximately 95 %

End of Calibration Certificate

INNOVATIVE INSTRUMENT CALIBRATION LAB
INNOVATIVE INSTRUMENT CO., LTD. HEAD OFFICE
7/139 MOO 13, SOI SUNTINAKORN 11 TAMBON BANG KAEO,
AMPHOE BANG PHLI SAMUT PRAKAN PROVINCE 10540 THAILAND
TEL: (66)0-2116-5860-1 FAX: (66)0-2116-7140

Certificate of Calibration

Customer

Name : ALS Laboratory Group Thailand Co., Ltd. **Certificate No :** 26-SLM-145

Address : 104 Soi Phatthanakan 40, Phatthanakan Road, Suan Luang, Bangkok 10250 **Request No :** Req-2026-0705

Unit Under Calibration Details

Measurement item : Sound Level Meter — Microphone Class : 2

Manufacturer : RION — Microphone Model : UC-52

Model : NL-42 — Microphone S/N : 172170

Serial Number : 01173609 — Preamplifier Model : NH-24

ID : RYG_FS0388 — Preamplifier S/N : 74021

Resolution : 0.1 dB — Instrument Status : Used

Calibration Environment and Details

Temperature : 23 °C ± 2 °C

Humidity : 50 %RH ± 20 %RH

Barometric Pressure : 1013 hPa ± 10 hPa

Received Date : 11 March 2026

Calibrated Date : 6 April 2026

Calibration Procedure : In-house method CP-SLM-01 based on IEC 61672-3 : 2013 Electroacoustics - Sound level meters - Part 3: Periodic tests

Location of Calibration : Lab Acoustic

Reference Standard

Instrument	Brand	Model	SN.	Due calibration	Traceability
Standard Microphone	Bruel&Kjaer	4226	3412381	7 May 2026	NIMT
Audio Generator	Svantek	Svan401	131	27 September 2026	WK Electric

Note

The reported uncertainty is based on standard uncertainty multiplied by the Coverage Factor $k = 2$, providing a level of confidence approximately 95 %.

Calibrated By : Mr. Noppadon Luangart
Service Calibration Engineer

Approved By : Mr. Pacit Mathavorn
Calibration Engineer Supervisor

REVIEW BY .....
APPROVED BY.....
NEXT CAL DATE..... 05/ 04/ 2027

Issue Date : 6 April 2026

The results related only to the item calibrated. The certificate shall not be reproduced except in full, without written approval of the Innovative Instrument Co., Ltd

INNOVATIVE INSTRUMENT CALIBRATION LAB
INNOVATIVE INSTRUMENT CO., LTD. HEAD OFFICE
7/139 MOO 13, SOI SUNTINAKORN 11 TAMBON BANG KAEO,
AMPHOE BANG PHLI SAMUT PRAKAN PROVINCE 10540 THAILAND
TEL: (66)0-2116-5860-1 FAX: (66)0-2116-7140

Certificate No : 26-SLM-145

Request No : Req-2026-0705

1. Indication at the calibration check frequency

UUC Setting	Nominal	Before Adjust		After Adjust		UNCERTAINTY
FAST / A / 30-130	Level	UUC	ERR	UUC	ERR	
Calibrator Setting	(dB)	(dB)	(dB)	(dB)	(dB)	(± dB)
1000 Hz 94 dB	93.99	94.4	0.41	94.0	0.01	0.20

Note : Absolute sensitivity was established by the use of Sound Calibrator Brand RION, Model NC-75, SN. 35002736

2. Self-generated noise, Microphone installed

UUC Setting	Measured	UNCERTAINTY
FAST / 30-130		
UUC Weighting	(dB)	(± dB)
A	15.2	0.10

3. Self-generated noise, Microphone replaced by the electrical input signal device

UUC Setting	Measured	UNCERTAINTY
FAST / 30-130		
UUC Weighting	(dB)	(± dB)
A	12.3	0.10
C	16.3	0.10
Z	20.4	0.10

4. Acoustic signal test of frequency weightings (Without Windscreen)

UUC Setting	Deviation from various Frequency Weighting Respone curve			UNCERTAINTY
FAST / 30-130	A	C	Z	
STD Setting	(dB)	(dB)	(dB)	(± dB)
125 Hz	0.2	0.2	0.2	0.60
1000 Hz	0.0	0.0	0.0	0.60
4000 Hz	0.4	0.4	0.4	0.60
8000 Hz	-0.6	-0.6	-0.7	0.70

The results related only to the item calibrated. The certificate shall not be reproduced except in full, without written approval of the Innovative Instrument Co., Ltd

FM-708-SLM-01 Rev.06 Issue date 17/2/25

INNOVATIVE INSTRUMENT CALIBRATION LAB
INNOVATIVE INSTRUMENT CO., LTD. HEAD OFFICE
7/139 MOO 13, SOI SUNTINAKORN 11 TAMBON BANG KAEO,
AMPHOE BANG PHLI SAMUT PRAKAN PROVINCE 10540 THAILAND
TEL: (66)0-2116-5860-1 FAX: (66)0-2116-7140

Certificate No : 26-SLM-145

Request No : Req-2026-0705

5. Electrical signal test of frequency weightings, Weighting network respone with relative to 1 kHz

UUC Setting	Deviation from various Frequency Weighting Respone curve			UNCERTAINTY
FAST / 30-130				
STD Setting	A (dB)	C (dB)	Z (dB)	(± dB)
63 Hz	-0.3	-0.1	0.0	0.20
125 Hz	-0.1	0.0	0.0	
250 Hz	-0.1	0.0	0.0	
500 Hz	-0.1	0.0	0.0	
1000 Hz	0.0	0.0	0.0	
2000 Hz	0.0	0.0	0.0	
4000 Hz	0.0	0.0	0.0	
8000 Hz	0.0	0.0	0.0	
16000 Hz	-1.4	-1.4	0.0	

6. Frequency and time weightings at 1kHz

UUC Setting	STD	Measured		UNCERTAINTY
FAST / 30-130	REF	UUC	ERR	
UUC Weighting	(dB)	(dB)	(dB)	(± dB)
A	114.00	114.0	0.0	0.20
C	114.00	114.0	0.0	
Z	114.00	114.0	0.0	

UUC Setting	STD	Measured		UNCERTAINTY
30-130 / A	REF	UUC	ERR	
UUC Time Respone	(dB)	(dB)	(dB)	(± dB)
Fast	114.00	114.0	0.0	0.20
Slow	114.00	114.0	0.0	
Leq	114.00	114.0	0.0	

The results related only to the item calibrated. The certificate shall not be reproduced except in full, without written approval of the Innovative Instrument Co., Ltd

FM-708-SLM-01 Rev.06 Issue date 17/2/25

INNOVATIVE INSTRUMENT CALIBRATION LAB
INNOVATIVE INSTRUMENT CO., LTD. HEAD OFFICE
7/139 MOO 13, SOI SUNTINAKORN 11 TAMBON BANG KAEO,
AMPHOE BANG PHLI SAMUT PRAKAN PROVINCE 10540 THAILAND
TEL: (66)0-2116-5860-1 FAX: (66)0-2116-7140

Certificate No : 26-SLM-145

Request No : Req-2026-0705

7. Long Term Stability

UUC Setting	Measured	UNCERTAINTY
FAST / A / 30-130	UUC	
STD Setting	(dB)	(± dB)
Initial	114.0	[redacted]
Final	114.0	
Deviated	0.0	0.10

8. Level linearity on the reference level range

UUC Setting	Anticipated	Deviation		UNCERTAINTY
FAST / A / 30-130	REF	UUC	ERR	
STD dB	(dB)	(dB)	(dB)	(± dB)
138.00	138	138.0	0.0	0.30
134.00	134	134.0	0.0	
129.00	129	129.0	0.0	
124.00	124	124.0	0.0	
119.00	119	119.0	0.0	
114.00	114	114.0	0.0	
109.00	109	109.0	0.0	
104.00	104	104.0	0.0	
99.00	99	99.0	0.0	
94.00	94	94.0	0.0	
89.00	89	89.0	0.0	
84.00	84	84.0	0.0	
79.00	79	79.0	0.0	
74.00	74	74.0	0.0	
69.00	69	69.0	0.0	
64.00	64	64.0	0.0	
59.00	59	59.0	0.0	
54.00	54	54.0	0.0	
49.00	49	49.0	0.0	
44.00	44	44.0	0.0	
39.00	39	39.0	0.0	
34.00	34	34.0	0.0	
29.00	29	29.0	0.0	
24.00	24	23.9	-0.1	

The results related only to the item calibrated. The certificate shall not be reproduced except in full, without written approval of the Innovative Instrument Co., Ltd

FM-708-SLM-01 Rev.06 Issue date 17/2/25

Certificate No : 26-SLM-145
Request No : Req-2026-0705

9. Level linearity including the level range control

UUC Setting	STD	Measured		UNCERTAINTY
FAST / A	REF	UUC	ERR	
UUC Range	(dB)	(dB)	(dB)	(± dB)
30-130	29.70	29.8	0.1	0.30
	114	114.0	0.0	

10. Tone burst response

UUC Setting	STD	Anticipated	Measured		UNCERTAINTY
A / 30-130	Toneburst	Ref	UUC	ERR	
UUC Time Respone	(ms)	(dB)	(dB)	(dB)	(± dB)
Fast	200	126.0	126.0	0.0	0.20
	2	109.0	108.9	-0.1	
	0.25	100.0	99.9	-0.1	
Slow	200	119.6	119.6	0.0	
	2	100.0	100.0	0.0	
SEL	200	120.0	120.0	0.0	
	2	100.0	100.0	0.0	
	0.25	91.0	90.8	-0.2	

11. Peak C Sound level

UUC Setting	Anticipated	Measured		UNCERTAINTY
FAST / C / 55-141	REF	UUC	ERR	
STD Setting	(dB)	(dB)	(dB)	(± dB)
Complete cycle	136.4	136.2	-0.20	0.20
Positive half cycle	135.4	135.1	-0.30	
Negative half cycle	135.4	135.1	-0.30	

The results related only to the item calibrated. The certificate shall not be reproduced except in full, without written approval of the Innovative Instrument Co., Ltd

INNOVATIVE INSTRUMENT CALIBRATION LAB
INNOVATIVE INSTRUMENT CO., LTD. HEAD OFFICE
7/139 MOO 13, SOI SUNTINAKORN 11 TAMBON BANG KAEO,
AMPHOE BANG PHLI SAMUT PRAKAN PROVINCE 10540 THAILAND
TEL: (66)0-2116-5860-1 FAX: (66)0-2116-7140

Certificate No : 26-SLM-145
Request No : Req-2026-0705

12. Overload indication

UUC Setting	Measured	UNCERTAINTY
FAST / A / 30-130	UUC	
STD Setting	(dB)	(± dB)
Positive one-half cycle	139.5	[redacted]
Negative one-half cycle	139.5	
Deviated	0.0	0.20

13. High Level Stability

UUC Setting	Measured	UNCERTAINTY
FAST / A / 30-130	UUC	
STD Setting	(dB)	(± dB)
Initial	129.0	[redacted]
Final	129.0	
Deviated	0.0	0.10

End of Certificate

The results related only to the item calibrated. The certificate shall not be reproduced except in full, without written approval of the Innovative Instrument Co., Ltd

FM-708-SLM-01 Rev.06 Issue date 17/2/25

DKSH

Certificate of Calibration

NSC-TISI-TIS 17025 Calibration 0087

Equipment:	SPECTROPHOTOMETER	Certificate No.:	C06250108
Model:	DR6000	Issued Date:	18 March 2025
Serial No. (or ID.):	1627845 (RYG_EN0037)	Job No.:	WO-00064379
Manufacturer:	HACH	Page:	1 of 3
Condition:	In Condition		

Customer: ALS Laboratory Group (Thailand) Co.,Ltd. (Rayong Branch)
616/10 Moo 5 T.Maenam Khu,
A.Pluakdaeng, Rayong 21140, Thailand.

REVIEW BY Photchanas.
APPROVED BY
NEXT CAL. DATE 18/04/26

Environment Condition: Temperature 24.4 °C ± 0.3 °C
Humidity 60.8 %RH ± 3.5 %RH

Calibration Place: ALS Laboratory Group (Thailand) Co.,Ltd. (Rayong Branch)
(Wet Chemistry Lab)
616/10 Moo 5 T.Maenam Khu, A.Pluakdaeng, Rayong 21140, Thailand.

Calibration By: Mr.Preecha Phooarsai
Calibration Date: 18 March 2025
The Method used: In house method, CAL-WI-24, base on ASTM E 275-08 and ASTM E 387-04
Traceability: This certificate is traceable to the CRM maintained by National Institute of Standards and Technology (NIST) through Starna Scientific Limited.
The standard for Wavelength Certificate No. 111583 and 111584
The standard for Photometric Certificate No. 9114984 and 111588
The standard for Stray light Certificate No. 111586 and 111585
The standard for Spectral resolution Certificate No. 111587

(Mr. Preecha Phooarsai)
Person in charge

(Miss Kaewkan Suradech)
Authorized signatory

This certificate is issued the units of measurement according to the International System of Units (SI). It provides traceability of measurement to international or national standard or other recognized national standard laboratories.
The measurement uncertainty stated is the expanded uncertainty which is obtained from the standard uncertainty multiplied by the coverage factor (k=2) to provide a level of confidence of approximately 95%. It is determined in accordance with the Guide to Expression of Uncertainty in Measurement (GUM).
These results may be affected by deviations from specified conditions. The results relate only to the items tested, calibrated or sampled. The report shall not be reproduced except in full without approval of DKSH Technology Limited.

บริษัท ดีเคเอสเอช เทคโนโลยี จำกัด
DKSH Technology Limited
2533 ถนนสุขุมวิท แขวงบางจาก เขตพระโขนง กรุงเทพมหานคร 10260
2533 Sukhumvit Road, Bangchak, Phrakhanong, Bangkok 10260
Phone: +66 2639 7000 Email: info.calibration@dksh.com Website: www.dksh.com/scientific-thailand

DKSH

Calibration Results:
Without Adjustment

Wavelength Accuracy (nm), The spectral bandwidth of Std at 2 nm and UUC at 2 nm

Standard Wavelength	Unit Under Calibration	Correction	Uncertainty
418.61	418.5	0.11	0.13
536.66	536.7	-0.04	0.13
637.98	638.3	-0.32	0.13
748.48	748.8	-0.32	0.13
807.03	807.5	-0.47	0.13

Photometric Accuracy (Absorbance)

Wavelength	Standard absorbance	Unit Under Calibration	Correction	Uncertainty
420 nm	0.0000	0.000	0.0000	0.0045
	0.2930	0.291	0.0020	0.0045
	0.5168	0.518	-0.0012	0.0045
	1.0298	1.031	-0.0012	0.0045
440 nm	0.0000	0.000	0.0000	0.0045
	0.2867	0.285	0.0017	0.0045
	0.5073	0.508	-0.0007	0.0045
	1.0083	1.009	-0.0007	0.0045
465 nm	0.0000	0.000	0.0000	0.0045
	0.2516	0.250	0.0016	0.0045
	0.4595	0.461	-0.0015	0.0045
	0.9334	0.935	-0.0016	0.0045
546.1 nm	0.0000	0.000	0.0000	0.0045
	0.2461	0.246	0.0001	0.0045
	0.4652	0.466	-0.0008	0.0045
	0.9468	0.948	-0.0012	0.0045
590 nm	0.0000	0.000	0.0000	0.0045
	0.2594	0.259	0.0004	0.0045
	0.5040	0.505	-0.0010	0.0045
	1.0032	1.004	-0.0008	0.0045
635 nm	0.0000	0.000	0.0000	0.0045
	0.2579	0.258	-0.0001	0.0045
	0.4971	0.497	0.0001	0.0045
	0.9720	0.973	-0.0010	0.0045

บริษัท ดีเคเอสเอช เทคโนโลยี จำกัด
DKSH Technology Limited
2533 ถนนสุขุมวิท แขวงบางจาก เขตพระโขนง กรุงเทพมหานคร 10260
2533 Sukhumvit Road, Bangchak, Phrakhanong, Bangkok 10260
Phone: +66 2639 7000 Email: info.calibration@dksh.com Website: www.dksh.com/scientific-thailand

Delivering Growth – in Asia and Beyond.
CAL-FM-C06-16: 11 Mar 2024

Calibration Results:

Without Adjustment

Photometric Accuracy (Absorbance)

Wavelength	Standard absorbance	Unit Under Calibration	Correction	Uncertainty
235 nm	0.0000	0.000	0.0000	0.0080
	0.7355	0.738	-0.0025	0.0080
257 nm	0.0000	0.000	0.0000	0.0080
	0.8574	0.857	0.0004	0.0080
313 nm	0.0000	0.000	0.0000	0.0080
	0.2864	0.290	-0.0036	0.0080
350 nm	0.0000	0.000	0.0000	0.0080
	0.6374	0.637	0.0004	0.0080

Stray light *

Standard: cut-off	UUC: Wavelength (nm)	UUC: Transmission (%T)	Absorbance (A)
260.62 +/- 0.11 nm	260.6	1.7	1.770
391.44 +/- 0.11 nm	391.4	1.4	1.854

Spectral Resolution *

Nominal Concentration 0.02 % v/v	Peak	Trough	Ratio	SBW
Standard Wavelength (nm)	268.66	266.69	1.38	2.00
UUC: Wavelength (nm)	268.2	266.2		
Std Absorbance (A)	0.4566	0.2780		
UUC: Absorbance (A)	0.413	0.299		

* Calibration Marked " Not TISI Accredited " in this Certificate have been included for completeness.

The End of Certificate

บริษัท ดีเคเอสเอช เทคโนโลยี จำกัด
DKSH Technology Limited
2533 ถนนสุขุมวิท แขวงบางจาก เขตพระโขนง กรุงเทพมหานคร 10260
2533 Sukhumvit Road, Bangchak, Phrakhanong, Bangkok 10260
Phone: +66 2639 7000 Email: info.calibration@dksh.com Website: www.dksh.com/scientific-thailand

Delivering Growth – in Asia and Beyond.

ใบตรวจสอบสภาพเครื่องวัดสิ่งแวดล้อม

เลขที่ใบงาน: WO-00064379

ชนิดเครื่องมือ: SPECTROPHOTOMETER รุ่น: DR6000 หมายเลขเครื่อง: 1627845

ตรวจสอบ (รับ) 18 Mar 2025 ปกติ	ตรวจสอบ (รับ) 18 Mar 2025 ไม่ปกติ	รายการตรวจเช็ค	ตรวจสอบ (ส่ง) 18 Mar 2025 ปกติ	ตรวจสอบ (ส่ง) 18 Mar 2025 ไม่ปกติ	หมายเหตุ
		General			
☑	☐	1. ความสมบูรณ์เครื่อง	☑	☐	
☑	☐	2. ความสะอาด (ช่องใส่ตัวอย่าง, ภายใน-นอกเครื่อง)	☑	☐	
☑	☐	3. สวิทช์ ปิด – เปิด เครื่อง (On-Off Swicth)	☑	☐	
☑	☐	4. ปุ่มกด (Keypad)	☑	☐	
☑	☐	5. หน้าจอ (Display, Screen Contrast)	☑	☐	
		Spectrophotometer			
☐	☐	6. แรงดันไฟฟ้า (Battery Backup) >= 2.5 VDC	☐	☐	
☐	☐	7. ตัวหมุนเลือกความยาวคลื่น (Wavelength Control)	☐	☐	
☑	☐	8. ความยาวคลื่น (Wavelength Check)	☑	☐	*
☑	☐	9. แหล่งกำเนิดแสง (UV < 3,000 hour)	☑	☐	13.5 Hours
☑	☐	10. แหล่งกำเนิดแสง (Visible < 5,000 hour)	☑	☐	893.0 Hours
☑	☐	11. ช่องวัดหลายตัวอย่าง (Carousel Module)	☑	☐	
		pH Meter and Conductivity Meter			
☐	☐	12. อิเล็คโทรด (Electrode and Connection Cable)	☐	☐	
☐	☐	13. ระดับสารละลายใน Electrode (Level KCl)	☐	☐	
☐	☐	14. ฝาปิดกันปลาย Electrode (Dust Protection Hood)	☐	☐	
☐	☐	15. ขาจับอิเล็คโทรด (Stand)	☐	☐	
		Turbidimeter			
☐	☐	16. ค่าความขุ่นที่ต่ำสุด (No Sample)	☐	☐	
☐	☐	17. ระดับการส่องสว่างของแสง (>= 2.5 ไม่เกิน 3.0)	☐	☐	
		Automatic titrator			
☐	☐	18. สภาพ Piston Burettes	☐	☐	
☐	☐	19. Function Rinsing and Dosing	☐	☐	
☐	☐	20. ระบบท่อสายยางและอุปกรณ์ประกอบ	☐	☐	

เพิ่มเติม/ข้อแนะนำ : * 656.1nm = 656.1nm

* 486.0nm = 485.7nm

Mr.Preecha Phooarsai

Service Engineer

บริษัท ดีเคเอสเอช เทคโนโลยี จำกัด
DKSH Technology Limited
2533 ถนนสุขุมวิท แขวงบางจาก เขตพระโขนง กรุงเทพมหานคร 10260
2533 Sukhumvit Road, Bangchak, Phrakhanong, Bangkok 10260
Phone: +66 2639 7000 Email: info.calibration@dksh.com Website: www.dksh.com/scientific-thailand

Delivering Growth – in Asia and Beyond.

TECHNOLOGY PROMOTION ASSOCIATION (THAILAND-JAPAN)
CORPORATE SERVICES 3: EQUIPMENT CALIBRATION AND TESTING SERVICES
534/4 PATTANAKARN ROAD SOI 18, SUANLUANG, SUANLUANG BANGKOK 10250
TEL.0-2717-3000-29 FAX.0-2719-9484

ilac-MRA

NSC-TISI-TIS17025 CALIBRATION 0008

Certificate of Calibration

Cert.No.: 25CH847
Page.: 1 of 3

Equipment :	pH Meter
Manufacturer :	Mettler Toledo
Model :	SevenCompact S220
Serial No. :	C104059460
ID No. :	RYG_EN0183
Condition As-Received:	Used Item
Received Date :	17 July 2025
Calibration Date :	18 July 2025
Reference :	2507-0561DSC-3
Submitted by :	ALS Laboratory Group (Thailand) Co.,Ltd. Rayong Branch 616/10 Moo 5, T.Maenam Khu, A.Pluakdaeng, Rayong 21140, Thailand
Ambient Temperature :	(25 ± 2.5) °C
Relative Humidity :	(50 ± 15) %
Calibration Procedure :	In - house method : - CP-CH5 by direct measurement with DC voltage standard and direct measurement with certified reference material (CRM) - CP-CH8 by comparison with temperature standard

REVIEW BY Photchana S.

APPROVED BY D Kumsuwan

NEXT CAL DATE 18/01/27

Calibrated by : Walalak Sirithean

Approved by : Saithip

Approved Signatory

( ) Chakrit Waewwanjua
( ) Ponpan Paipim
(✓) Saithip Meangmai

Issue Date : 21 July 2025

The Uncertainties are for a confidence probability of approximately 95%

This certificate may not be reproduced other than in full, except with the prior written Approval of the head of Corporate Services 3 : Equipment Calibration and Testing Services.

Condition of this calibration result

1. Reference Standard Instrument

Instrument	Serial No.	ID No.	Cert. No.	Due Date
1) Document Process Calibrator	54030049	130RC116	24E2759	25 Aug 2025
2) Ref. Standard Thermometer	3240076	60RC033	25I394	01 Apr 2026

- This measurement result is traceable to SI throught Technology Promotion Association (Thailand - Japan)

2. Certified Reference Materials : The measurement results are traceable to SI through CPA chem Ltd., ANSI-ASQ National Accreditation Board, Accredited No. AR-1835

Buffer Solution	Manufacturer	Lot No.	Exp. date
pH 4.007	CPA chem	1066665	18 Jan 2027
pH 6.965	CPA chem	1066667	18 Jan 2026
pH 10.010	CPA chem	1114385	08 June 2026

3. This certificate is valid only to the item calibrated on date and place of calibration.

Calibration Results

Function : mV Measurement

Performing standard curve by Document Process Calibrator at pH (4,7,10)

Unit Under Calibration	Nominal Value	Standard Voltage Input	Actual Reading		Uncertainty of Measurement	Coverage factor
	pH	mV	mV	pH	(±mV)	k
pH Meter	4.000	177.48	177.3	4.000	0.058	2.00
S/N.: C104059460	7.000	0.00	-0.2	7.000	0.058	2.00
	10.000	-177.48	-177.6	10.000	0.058	2.00

Calibration Results

Function : pH Measurement

Performing three buffers standard curve by using buffer nominal pH (4,7,10)

Unit Under Calibration	Standard pH Buffer Solution	Actual pH Reading	Actual mV Reading (mV)	Uncertainty of pH Measurement (±)	Coverage factor *k*
pH Electrode	4.007	4.008	184.6	0.0044	2.00
S/N.: 5240606	6.965	6.966	10.2	0.0084	2.00
	10.010	10.009	-164.9	0.0065	2.00

Function : Temperature Measurement

(*) Without adjustment

This equipment was connected with Temperature Probe;

- Model : InLabExpert Pro-ISM
- Serial No. : 5240606

Dimension of probe

- Length : 120 mm.
- Diameter : 12 mm.
- Immersion Depth : 100 mm.

Calibration Point (°C)	Standard Temperature (°C)	UUC* Reading (°C)	Error (°C)	Uncertainty of measurement (± °C)	Coverage factor *k*
25.0	25.001	25.0	-0.001	0.13	2.00

Remark - UUC* = Unit Under Calibration

The reported uncertainty of measurement was based on a standard uncertainty multiplied by a coverage factor *k*, providing a level of confidence of approximately 95 %.

-o0o-

TECHNOLOGY PROMOTION ASSOCIATION (THAILAND-JAPAN)
CORPORATE SERVICES 3: EQUIPMENT CALIBRATION AND TESTING SERVICES
534/4 PATTANAKARN ROAD SOI 18, SUANLUANG, SUANLUANG, BANGKOK 10250
TEL. 0-2717-3000-24 FAX. 0-2719-9484

NSC-TISI-TIS17025 CALIBRATION 0008

Certificate of Calibration

Certificate No. : 25E2372
Page : 1 of 2

Equipment : pH Meter
Manufacturer: Mettler Toledo
Model : SevenCompact S220
Serial No.: C104059460
ID No.: RYG_EN0183
Condition As-Received: Used Item
Received Date: 17 July 2025
Calibration Date: 22 July 2025

Reference: 2507-0561DSC
Ambient Temperature: (23 ± 2) °C
Relative Humidity: (50 ± 10) %

This certificate may not be reproduced other than in full, except with the prior written approval of the head of Corporate Services 3: Equipment Calibration and Testing Services.

Submitted by: ALS Laboratory Group (Thailand) Co.,Ltd. Rayong Branch
616/10 Moo 5, T.Maenam Khu, A.Pluakdaeng, Rayong 21140, Thailand

Procedure used: Calibration were conducted using calibration procedure No. CP-E17 according to EURAMET cg-15.

Condition of this result of calibration

1.Reference standards instruments :

Instrument	Model	Serial No.	Certificate No.	Due Date
1) Multi-Product Calibrator	5500A	6315011	25E1627	19 May 2026

2.This result of calibration was made on requested at the point specified by customer.

3.The certificate is valid only to the item calibrated on date and place of calibration.

4.This measurement result is traceable to the International System of Unit maintained through:-
-Technology Promotion Association (Thailand-Japan), NSC-ONSC Accredited No. Calibration 0008

Calibrated by : Napachanok Prasomsoosiri
Issue Date : 23 July 2025

Approved Signatory :
[ ] Phalinee Prabpaipal
[ ] Nuntawat Khamchai
[✓] Pongsagorn Boonyaporn

Result of calibration :- (*) Without adjustment ( ) After adjustment

Function: DC voltage measurement **Range:** 2000 mV

Standard Value (mV)	UUC* Reading (mV)	Error (mV)	Uncertainty (± µV)
-200.0000	-200.0	0.0	68
-150.0000	-150.0	0.0	65
-100.0000	-100.0	0.0	63
-50.0000	-50.0	0.0	61
0.0000	0.0	0.0	58
50.0000	49.9	-0.1	61
100.0000	99.9	-0.1	63
150.0000	149.9	-0.1	65
200.0000	199.9	-0.1	68

The reported uncertainty of measurement was based on a standard uncertainty multiplied by a coverage factor *k* = 2, providing a level of confidence of approximately 95 %

UUC* = Unit Under Calibration.

-o0o-

SCG
Metrology Center
SCI ECO Services Company Limited
51 Moo 8, Tubkwang, Kaeng Khoi, Saraburi, Thailand 18260
Bangkok Tel : +668 9205 6851 , +669 81924 0059
Saraburi Tel : +669 8247 2360
Website : www.scieco.co.th E-Mail : calibrate@scg.co.th

NSC-TISI-TIS 17025 CALIBRATION 0244

Certificate No. T252167

Certificate of Calibration

Page 1 of 4

Equipment : **Chamber (Cold Room)**
Manufacturer : **MODULAR**
Model : **IREVCOHCOO**
Serial No. : **C00351459**
Customer Code : **RYG_EN0184**
ID No. : **T1939A5**
Customer : **ALS Laboratory Group (Thailand) Co.,Ltd. (Rayong Branch)**
616/10 Moo 5 T.Maenamkoo,
A.Pluakdaeng, Rayong 21140
Customer Location : **ENVIRONMENT LABORATORY**
Date of Receipt : **19 November 2025**
Calibrated By : **Sujjar Naknakred (Site Calibration Manager)**
Approved By : / **Boonchai Suriyawong (Site Calibration Manager)**
Date of Issue : 01 DEC 2025

REVIEW BY Thanitall.
APPROVED BY
NEXT CAL. DATE 27/05/27

The uncertainties are for a confidence probability of approximately 95%.

This Certificate is issued in accordance with the conditions of accreditation granted by the Thai Laboratory Accreditation Scheme which has assessed the measurement capability of the laboratory and its traceability to recognized national standards and to the units of measurement realized at the corresponding national standard laboratory. This certificate may not be reproduced other than in full except with the prior written approval of the Metrological Center.

Certificate No. T252167

Calibration Report

Equipment : **Chamber (Cold Room)**
Date of Calibration : **27 November 2025**
Environment : **Temperature : 24.7-25.6 °C**
Line Voltage : 222.3-226.3 V
Relative Humidity : 55 - 65 %RH

Condition of this results of calibration :

1. This equipment was calibrated by insert nine standard thermocouples type T into its chamber , the other one standard thermocouples type T use for ambient temperature measurement . The calibration was done in according to WI-T20 (based on ASTM E145-94 (Reapproved 2019) and AS2853-1986).
   All data show below were final values and the initial data from customer request . The temperature scale used was based on ITS - 90 .
2. Reference Standard Instrument :

Instrument	Model	Instrument No.	Certificate No.	Due Date
TC	TYPE T	TN161-TN170	T251760	17 October 2026
TC	TYPE T	TN171-TN180	T251760	17 October 2026
DATA LOGGER	34970A	T261	T251760	17 October 2026

3. This certificate is traceable to :
   National Institute of Metrology (Thailand) through Metrological Center (NSC-TISI-TIS 17025 CALIBRATION 0244.)
4. Condition of calibrated item : good
   Equipment Description :
   Time Constant 1 Hour 12 Minute At 3 °C
   Fresh Air Damper ☐ Open ☐ Min ☐ Medium ☐ Max
   ☐ Close
   ☒ Not Available
5. Adjustment :
   ( ) without adjustment (X) after adjustment

Approved By.

SCG
Metrology Center
SCI ECO Services Company Limited
51 Moo 8, Tubkwang, Kaeng Khoi, Saraburi, Thailand 18260
NSC-TISI-TIS 17025 CALIBRATION 0244

Certificate No. T252167

Calibration Report

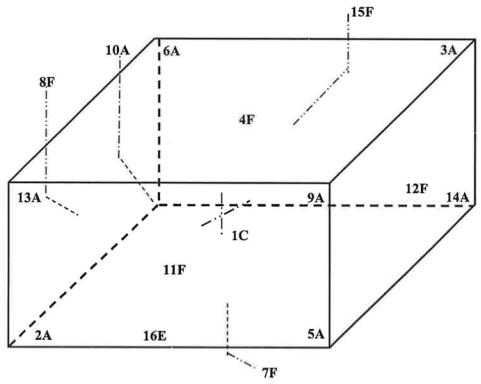

C = Centre , F = Centre of Face , A = Corner , E = Centre of Edge

1C	=	TN161	11F	=	TN171
2A	=	TN162	12F	=	TN172
3A	=	TN163	13A	=	TN173
4F	=	TN164	14A	=	TN174
5A	=	TN165	15F	=	TN175
6A	=	TN166	16E	=	TN176
7F	=	TN167			
8F	=	TN168			
9A	=	TN169			
10A	=	TN170			

Approved By.

SCG
Metrology Center
SCI ECO Services Company Limited
51 Moo 8, Tubkwang, Kaeng Khoi, Saraburi, Thailand 18260
NSC-TISI-TIS 17025 CALIBRATION 0244

Certificate No. T252167

Calibration Report

Measurement Results:

Calibration Point	Average Standard Reading at each position (°C)									
	1C TN161	2A TN162	3A TN163	4F TN164	5A TN165	6A TN166	7F TN167	8F TN168	9A TN169	10A TN170
3	2.59	2.80	2.94	2.86	3.05	3.44	3.11	3.30	3.29	3.66
	11F TN171	12F TN172	13A TN173	14A TN174	15F TN175	16E TN176				
	3.41	3.56	3.38	3.54	3.36	3.16				

Chamber (Cold Room)			Temperature Distribution				
Setting (°C)	Reading (°C)		Average (°C)	Stability(±°C)	Uniformity(°C)	Uncertainty(±°C)	Coverage Factor *k*
	Min , Max	Average					
3.0	2.9 , 4.1	3.7	3.21	1.25	1.92	1.85	2.00

* The quoted uncertainty exclude " uniformity "

The calibration result apply only the above calibrated item.

The result of test was found accurate as shown on date and place of test only.

The reported expanded uncertainty is based on a standard uncertainty multiplied by a coverage factor *k* which for a t-distribution, providing a level of confidence of approximately 95 % .

End of Certificate.

Approved By.

TECHNOLOGY PROMOTION ASSOCIATION (THAILAND-JAPAN)
CORPORATE SERVICES 3: EQUIPMENT CALIBRATION AND TESTING SERVICES
534/4 PATTANAKARN ROAD SOI 18, SUANLUANG, SUANLUANG BANGKOK 10250
TEL.0-2717-3000-29 FAX.0-2719-9484
ilac-MRA
NSC-TISI-TIS17025 CALIBRATION 0008

Certificate of Calibration

Cert. No.: 25LM10
Page.: 1 of 2

Equipment :	DO Meter with Sensor
Manufacturer :	YSI
Model :	5000-115V
Serial No. :	15E102796
ID No. :	RYG_EN0032
Submitted by :	ALS Laboratory Group (Thailand) Co.,Ltd. (Rayong Branch) 616/10 Moo 5 T. Maenam Khu, A. Pluakdaeng, Rayong 21140 Thailand
Location :	TPA On Site Calibration Laboratory
Received Order :	17 January 2025
Calibrated Date :	20 January 2025
Ambient Temperature :	(26 ± 10) °C
Relative Humidity :	(50 ± 30) %
AC Line Voltage :	(220 ± 22) V
Calibrated by :	Warakorn Lerngagtrakul

REVIEW BY Photchanna S.
APPROVED BY
NEXT CAL DATE 20/07/26

Approved by :
Approved Signatory

( ) Chakrit Waewwanjua
(✓) Suwit Imjai
( ) Kunchit Promprat

Issue Date : 23 January 2025

The Uncertainties are for a confidence probability of approximately 95%

This certificate may not be reproduced other than in full, except with the prior written Approval of the head of Corporate Services 3 : Equipment Calibration and Testing Services.

Equipment : DO Meter with Sensor **Cert. No.:** 25LM10
Condition As-Received : Used Item **Page.:** 2 of 2
Reference : 2501-0600DSC-2

Procedure Used :-

Calibration were conducted using in-house calibration procedure CP-OT01 according to comparison with Industrial Platinum Resistance Thermometer (IPRT) into Temperature Bath.

The temperature scale used was based on ITS-90.

Condition of this result of calibration

1. Reference standard instrument:-

Instrument	Serial No.	Cert. No.	Traceable	Due Date
1) Digital Thermometer	2188080	24I1022	TPA	17 Sep 2025

2. This certificate is valid only to the item calibrated on date and place of calibration.
3. This certification is traceable to the International System of Unit.

Remark : TPA : Technology Promotion Association (Thailand - Japan)

Result of Calibration :- (*) Without Adjustment

Function : Temperature measurement.

This instrument was connected with temperature sensor, S/N.: 15E100464

Calibration Point (℃)	Immersion Depth (mm)	Standard Temperature (℃)	UUC* Reading (℃)	Error (℃)	Uncertainty (± ℃)	Coverage Factor *k*
20.00	60	20.002	19.81	-0.192	0.15	2.00

UUC* : Unit Under Calibration

The reported uncertainty of measurement was based on a standard uncertainty multiplied by a coverage factor ***k***, providing a level of confidence of approximately 95 %.

-o0o-

TECHNOLOGY PROMOTION ASSOCIATION (THAILAND-JAPAN)
CORPORATE SERVICES 3 : EQUIPMENT CALIBRATION AND TESTING SERVICES
534/4 PATTANAKARN ROAD SOI 18, SUANLUANG, SUANLUANG BANGKOK 10250
TEL. 0-2717-3000 FAX. 0-2719-9484

Certificate of Testing

Cert.No.: 25TW15
Page.: 1 of 2

Equipment : DO Meter
Manufacturer : YSI
Model : 5000-115V
Serial No. : 15E102796
ID No. : RYG_EN0032
Received Date : 17 January 2025
Test Date : 20 January 2025
Reference : 2501-0600DSC-1
Submitted by : ALS Laboratory Group (Thailand) Co.,Ltd.
(Rayong Branch)
616/10 Moo 5, T.Maenam Khu, A.Pluakdaeng,
Rayong 21140, Thailand
Laboratory Condition : Temperature (25 ± 5) °C
Humidity (50 ± 20) %
Test Procedure : In - house method : CP-CH9
by Comparison Technique with Azide Modification Method
Tested by : Walalak Sirithean
Approved by : Saithip
Approved Signatory

( ) Pornthippa Tameyakul
( ) Ponpan Paipim
(✓) Saithip Meangmai

Issue Date : 21 January 2025

Cert.No.: 25TW15
Page.: 2 of 2

Condition of this result of calibration

1. Reference Standard Instruments :
This certification is traceable to the International System of Unit through the reference standards laboratory of Industrial Calibration Center, Technology Promotion Association (Thailand-Japan).

Instruments	Serial No.	ID No.	Certificate No.	Due Date
1. Burette	-	130BU10	23CG1172	22 Mar 2025
2. Balance	14233821	110RC001	24MM131	04 July 2025

2. Standard Material :-

Material	Manufacturer	Lot.No.	Assay
Sodium Thiosulfate 5-Hydrate AR	KEMAUS	2203162447	99.6%

Result : **Dissolved Oxygen Meter Adjustment With Air 100 %**
Dissolved Oxygen Probe No.: 15E100464

Titration Method (Azide Modification Method) (mg/L)	DO Meter Reading (mg/L)	Standard Deviation (mg/L)
8.20	8.20	0.0084

This report was certified only for the instrument we tested.It is allowable to use for study Intend to use for advertising and referral purpose is prohibited.This report may not be reproduced other in full, without written approval of the laboratory

-o0o-

TECHNOLOGY PROMOTION ASSOCIATION (THAILAND-JAPAN)
CORPORATE SERVICES 3: EQUIPMENT CALIBRATION AND TESTING SERVICES
534/4 PATTANAKARN ROAD SOI 18, SUANLUANG, SUANLUANG BANGKOK 10250
TEL.0-2717-3000-29 FAX.0-2719-9484

ilac-MRA
NSC-TISI-TIS17025
CALIBRATION 0008

Certificate of Calibration

Cert. No.: 26TM461
Page : 1 of 3

Equipment : Low Temp. Incubator
Manufacturer : Memmert
Model : IPP750
Serial No. : V818.0084
ID No. : RYG_EN0154

REVIEW BY ThanitaK.
APPROVED BY
NEXT CAL DATE 18/09/27

Submitted by : ALS Laboratory Group (Thailand) Co.,Ltd. Rayong Branch
616/10 Moo 5, T.Maenamkoo, A.Pluakdaeng,
Rayong 21140, Thailand
Location : BOD Room
Received Order : 18 March 2026
Calibration Date : 18 March 2026
Ambient Temperature : (26 ± 10) °C
Relative Humidity : (50 ± 30) %
AC Line Voltage : (220 ± 22) V
Calibrated by : Preecha Hlahib
Approved by : Kunchit
Approved Signatory

( ) Chakrit Waewwanjua
( ) Suwit Imjai
(✓) Kunchit Promprat

Issue Date : 31 March 2026

The Uncertainties are for a confidence probability of approximately 95%

This certificate may not be reproduced other than in full, except with the prior written Approval of the head of Corporate Services 3 : Equipment Calibration and Testing Services.

Equipment : Low Temp. Incubator
Condition As-Received : New Item
Reference : 2603-0502OC-2
Cert. No.: 26TM461
Page : 2 of 3

Procedure Used :-

Calibration were conducted using calibration procedure CP-OT02 based on TLAS G-20 according to direct measurement method with Data Acquisition which connected with Resistance Temperature Detector (RTD).

The temperature scale used was based on ITS-90.

Condition of this result of calibration

1. Reference standard instrument:-

Instrument	Serial No.	Cert. No.	Traceable	Due Date
1) Data Acquisition	MY49023932	25LM121	TPA,	27 Jul 2026

2. This certificate is valid only to the item calibrated on date and place of calibration.
3. This measurement result is traceable to the International System of Unit maintained through :

Remark : TPA : Technology Promotion Association (Thailand - Japan)

Result of Calibration :- (*) Without Adjustment
Function of UUC* : Temperature Source
Fresh air setting : Not Available

Environment during calibration		
	Beginning	Finished
Temp. (°C)	23	21
REL.Humid. (%)	37	33
AC Supply (Volt)	220	221

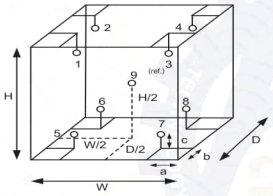

Position :	Ref. Std. ID No.:
1	19-16RTD-01
2	19-16RTD-02
3	19-16RTD-03
4	23-16RTD-04
5	19-16RTD-05
6	19-14RTD-06
7	21-16RTD-07
8	19-16RTD-08
9 (ref.)	19-16RTD-09

Probe Installation Details :

a =	10	cm
b =	10	cm
c =	10	cm

Dimension of Chamber :

D =	0.60	m
W =	1.0	m
H =	1.2	m
Capacity =	0.72	m³

Result of Calibration :- (*) Without Adjustment
Function of UUC* : Temperature Source
Fresh air setting : Not Available

Calibration Point (°C)	UUC* Setting (°C)	UUC* Reading (°C)	Temperature stability (± °C)	Temperature uniformity (°C)	Overall Variation (°C)	Coverage Factor *k*
20.0	20.0	20.0	0.019	0.19	0.34	2

Calibration Point (°C)	Measured Temperature (°C) Position									Uncertainty (±°C)
	1	2	3	4	5	6	7	8	9 (ref.)	
20.0	20.185	20.132	20.303	20.160	20.001	20.054	19.983	20.060	20.163	0.30

Average* : The average of 30 values in each position.
Temperature stability : One-half of the greatest maximum difference of measured temperature at any one sensor.
Temperature uniformity : The maximum difference of measured temperatures at any sensors and the measured temperature at the reference location which are observed at the same time or at as close an observation time as possible to determine the temperature pattern or homogeneity within the chamber under steady-state conditions.
Overall Variation : The Difference of the maximum and minimum measured temperatures throughout observation.
UUC* : Unit Under Calibration
Note : The reported uncertainty of measurement was included stability and excluded uniformity .

The reported uncertainty of measurement was based on a standard uncertainty multiplied by a coverage factor ***k***, providing a level of confidence of approximately 95 %.

-o0o-

TECHNOLOGY PROMOTION ASSOCIATION (THAILAND-JAPAN)
CORPORATE SERVICES 3: EQUIPMENT CALIBRATION AND TESTING SERVICES
534/4 PATTANAKARN ROAD SOI 18, SUANLUANG, SUANLUANG BANGKOK 10250
TEL.0-2717-3000-29 FAX.0-2719-9484

ilac-MRA
NSC-TISI-TIS17025 CALIBRATION 0008

Certificate of Calibration

Cert.No.: 25CG3668
Page.: 1 of 2

Equipment : Burette
Capacity : 50 mL
Serial No. : -
ID. No. : RYG_EN0216
Manufacturer : Witeg
Made in : Germany

REVIEW BY ThanitaK.
APPROVED BY
NEXT CAL DATE 18/09/26

Submitted by : ALS Laboratory Group (Thailand) Co.,Ltd.
Rayong Branch
616/10 Moo 5 T.MaenamKoo, A.Pluakdaeng
Rayong 21140, Thailand

Ambient Temperature : (20 ± 2.5) °C
Relative Humidity : (50 ± 10) %
Barometric Pressure : 753 mmHg
Calibration Procedure : ASTM E 542 - 01

Calibrated by : Srisuda Khamtha

Approved by :
Approved Signatory
( ) Ponpan Paipim
(✓) Chakrit Waewwanjua

Issue Date : 19 September 2025

The Uncertainties are for a confidence probability of approximately 95%

This certificate may not be reproduced other than in full, except with the prior written Approval of the head of Corporate Services 3 : Equipment Calibration and Testing Services.

Condition of this result of calibration

1. Reference Standard Instruments :

Instruments	Model	Serial No.	ID. No.	Certificate No.	Traceability	Due date
1) Balance	XP205	B134206712	140RC007	25MM296	TPA	16 July 2026
2) Humidity/Baro/Temp	MHB-382SD	AM.42259	140EC016	25H1616	TPA	14 Aug 2026
3) Digital Thermometer	HH376	230806555	140EC013	25I1740	TPA	17 Jan 2026

This measurement result is traceable to SI Unit

2. The certificate is valid only to the item calibrated on date and place of calibration.
3. True value is converted to true volume at the standard temperature of 20 °C

Calibration result :

Nominal capacity (mL)	Reading (mL)	Uncertainty (± mL)	*k* Factor
10	10.0264	0.0082	2.00
25	25.0141	0.0087	2.00
50	49.9952	0.010	2.00

Remark mL = cm^3

The reported uncertainty of measurement was based on a standard uncertainty multiplied by a coverage factor *k* , providing a level of confidence of approximately 95 %.

-o0o-

TECHNOLOGY PROMOTION ASSOCIATION (THAILAND-JAPAN)
CORPORATE SERVICES 3: EQUIPMENT CALIBRATION AND TESTING SERVICES
534/4 PATTANAKARN ROAD SOI 18, SUANLUANG, SUANLUANG BANGKOK 10250
TEL.0-2717-3000-29 FAX.0-2719-9484

NSC-TISI-TIS17025 CALIBRATION 0008

Certificate of Calibration

Cert.No.: 25CH1370
Page.: 1 of 3

Equipment :	pH Meter
Manufacturer :	Mettler Toledo
Model :	Seven2Go S2
Serial No. :	C232588422
ID No. :	RYG_FS0607
Condition As-Received:	Used Item
Received Date :	25 November 2025
Calibration Date :	26 November 2025
Reference :	2511-0724DSC-3
Submitted by :	ALS Laboratory Group (Thailand) Co.,Ltd. Rayong Branch 616/10 Moo 5, T.Maenam Koo, A.Pluakdaeng, Rayong 21140, Thailand
Ambient Temperature :	(25 ± 2.5) °C
Relative Humidity :	(50 ± 15) %
Calibration Procedure :	In - house method : - CP-CH5 by direct measurement with DC voltage standard and direct measurement with certified reference material (CRM) - CP-CH8 by comparison with temperature standard
Calibrated by :	Walalak Sirithean
Approved by :	Approved Signatory

REVIEW BY Pitthaya T.
APPROVED BY Saithip S.
NEXT CAL DATE 26/11/26

( ) Chakrit Waewwanjua
( ) Ponpan Paipim
(✓) Saithip Meangmai

Issue Date : 28 November 2025

The Uncertainties are for a confidence probability of approximately 95%

This certificate may not be reproduced other than in full, except with the prior written Approval of the head of Corporate Services 3 : Equipment Calibration and Testing Services.

Condition of this calibration result

1. Reference Standard Instrument

Instrument	Serial No.	ID No.	Cert. No.	Due Date
1) Document Process Calibrator	54030049	130RC116	25E2743	25 Aug 2026
2) Ref. Standard Thermometer	4982054	110RC044	25I708	03 July 2026

- This measurement result is traceable to SI throught Technology Promotion Association (Thailand - Japan)

2. Certified Reference Materials : The measurement results are traceable to SI through CPA chem Ltd., ANSI-ASQ National Accreditation Board, Accredited No. AR-1835

Buffer Solution	Manufacturer	Lot No.	Exp. date
pH 4.007	CPA chem	1114384	12 June 2027
pH 6.965	CPA chem	1066667	18 Jan 2026
pH 10.010	CPA chem	1135355	16 Aug 2026

3. This certificate is valid only to the item calibrated on date and place of calibration.

Calibration Results

Function : mV Measurement

Performing standard curve by Document Process Calibrator at pH (4,7,10)

Unit Under Calibration	Nominal Value	Standard Voltage Input	Actual Reading		Uncertainty of Measurement	Coverage factor
	pH	mV	mV	pH	(±mV)	*k*
pH Meter	4.00	177.48	178	4.00	0.58	2.00
S/N.: C232588422	7.00	0.00	0	7.00	0.58	2.00
	10.00	-177.48	-177	10.00	0.58	2.00

Calibration Results

Function : pH Measurement

Performing three buffers standard curve by using buffer nominal pH (4,7,10)

Unit Under Calibration	Standard pH Buffer Solution	Actual pH Reading	Actual mV Reading (mV)	Uncertainty of pH Measurement (±)	Coverage factor *k*
pH Electrode	4.007	4.01	180	0.0086	2.05
S/N.: 5232481	6.965	6.97	5	0.011	2.00
	10.010	10.01	-171	0.0095	2.00

Function : Temperature Measurement

(*) Without adjustment

This equipment was connected with Temperature Probe;

- Model : InLab Expert Go-ISM
- Serial No. : 5232481

Dimension of probe

- Length : 120 mm.
- Diameter : 12 mm.
- Immersion Depth : 100 mm.

Calibration Point (°C)	Standard Temperature (°C)	UUC* Reading (°C)	Error (°C)	Uncertainty of measurement (± °C)	Coverage factor *k*
25.0	25.001	25.0	-0.001	0.13	2.00
45.0	45.001	45.0	-0.001	0.13	2.00

Remark - UUC* = Unit Under Calibration

The reported uncertainty of measurement was based on a standard uncertainty multiplied by a coverage factor *k*, providing a level of confidence of approximately 95 %.

-o0o-

DKSH

NSC-TISI-TIS 17025 Calibration 0087

Certificate of Calibration

Equipment:	CONDUCTIVITY METER	Certificate No.:	C24250274
Manufacturer:	Thermo Scientific	Job No.:	WO-00096654
Model:	Orion STAR A215	Issued Date:	3 December 2025
Serial No.:	X58821	Page:	1 of 2
ID No.:	RYG-EN0200		
Condition of the item:	Normal		

Customer: ALS Laboratory Group (Thailand) Co.,Ltd. (Rayong Branch)
616/10 Moo 5 T.Maenamkoo,
A.Pluakdaeng, Rayong 21140, Thailand.

REVIEW BY Pholchanans.
APPROVED BY
NEXT CAL. DATE 1/12/26

Environment Condition: Temperature 21.8 °C ± 0.5 °C
Relative Humidity 50.5 % ± 1.8 %

Calibration Place: ALS Laboratory Group (Thailand) Co.,Ltd. (Rayong Branch)
(Wet Chemistry) 616/10 Moo 5 T.Maenamkoo,
A.Pluakdaeng, Rayong 21140, Thailand.

Calibration By: Mr.Nattapat Rungrueang
Calibration Date: 1 December 2025
The Method Used: In house method, CAL-WI-49, base on ASTM D 1125-14 and D 5391-14
Traceability: This certificate is traceable to the SI Units maintained by CRM of NIST(SRM) through CPA chem Co., Ltd. (ISO/IEC 17034) Certificate No. 1100180, 1135990, 1100182, 1066609

(Mr. Nattapat Rungrueang)
Person in charge

(Mr. Udon Srichana)
Authorized signatory

This certificate is issued the units of measurement according to the International System of Units (SI). It provides traceability of measurement to international or national standard or other recognized national standard laboratories.
The measurement uncertainty stated is the expanded uncertainty which is obtained from the standard uncertainty multiplied by the coverage factor (k=2) to provide a level of confidence of approximately 95%. It is determined in accordance with Evaluation of measurement data - Guide to the expression of uncertainty in measurement (JCGM 100).
These results may be affected by deviations from specified conditions. The results relate only to the items tested, calibrated or sampled. The report shall not be reproduced except in full without approval of DKSH Technology Limited.

บริษัท ดีเคเอสเอช เทคโนโลยี จำกัด
DKSH Technology Limited
2533 ถนนสุขุมวิท แขวงบางจาก เขตพระโขนง กรุงเทพมหานคร 10260
2533 Sukhumvit Road, Bangchak, Prakhanong, Bangkok 10260
Phone: +66 2639 7000 Email: info.calibration@dksh.com Website: www.dksh.com/scientific-thailand

Delivering Growth – in Asia and Beyond.

Calibration Results:

Manufacturer: Thermo Scientific **Model :** ORION 013005MD **Electrode Serial No.:** YQ1-11982

Before Adjustment

Standard Conductivity Solution		Unit Under Calibration Reading		Correction		Coverage Factor (k)	Uncertainty (±)	
25.000	µS/cm	27.29	µS/cm	-2.290	µS/cm	2.00	0.28	µS/cm
84.047	µS/cm	88.25	µS/cm	-4.203	µS/cm	2.00	0.68	µS/cm
1413.5	µS/cm	1444	µS/cm	-30.5	µS/cm	2.00	11	µS/cm
12.881	mS/cm	13.26	mS/cm	-0.379	mS/cm	2.00	0.098	mS/cm

After Adjustment ; at 25.000 µS/cm, 84.047 µS/cm, 1413.5 µS/cm, 12.881 mS/cm

Standard Conductivity Solution		Unit Under Calibration Reading		Correction		Coverage Factor (k)	Uncertainty (±)	
25.000	µS/cm	25.03	µS/cm	-0.030	µS/cm	2.00	0.28	µS/cm
84.047	µS/cm	84.06	µS/cm	-0.013	µS/cm	2.00	0.68	µS/cm
1413.5	µS/cm	1413	µS/cm	0.5	µS/cm	2.00	11	µS/cm
12.881	mS/cm	12.89	mS/cm	-0.009	mS/cm	2.00	0.098	mS/cm

The End of Certificate

บริษัท ดีเคเอสเอช เทคโนโลยี จำกัด
DKSH Technology Limited
2533 ถนนสุขุมวิท แขวงบางจาก เขตพระโขนง กรุงเทพมหานคร 10260
2533 Sukhumvit Road, Bangchak, Phrakhanong, Bangkok 10260
Phone: +66 2639 7000 Email: info.calibration@dksh.com Website: www.dksh.com/scientific-thailand

Checklist for Conductivity Meter

Worksheet number: WO-00096654

Instrument type: Conductivity Meter Model: Orion STAR A215 S/N: X58821

Check (receive) 01 Dec 2025 Normal	Check (receive) 01 Dec 2025 Defective	Checklist	Check (send) 01 Dec 2025 Normal	Check (send) 01 Dec 2025 Defective	Note
☑	☐	1. Integrity of the tools	☑	☐	
☑	☐	2. Cleanliness of tools	☑	☐	
☑	☐	3. On-Off Swicth	☑	☐	
☑	☐	4. Keypad	☑	☐	
☑	☐	5. Display, Screen Contrast	☑	☐	
☑	☐	6. Electrode and Connection Cable	☑	☐	
☐	☐	7. Electrode (Dust Protection Hood)	☐	☐	-
☑	☐	8. Stand	☑	☐	

Recommend : _____

Mr.Nattapat Rungrueang
Service Engineer

บริษัท ดีเคเอสเอช เทคโนโลยี จำกัด
DKSH Technology Limited
2533 ถนนสุขุมวิท แขวงบางจาก เขตพระโขนง กรุงเทพมหานคร 10260
2533 Sukhumvit Road, Bangchak, Phrakhanong, Bangkok 10260
Phone: +66 2639 7000 Email: info.calibration@dksh.com Website: www.dksh.com/scientific-thailand

Certificate of Calibration

NSC-TISI-TIS 17025 Calibration 0087

Equipment : Digital Thermometer with Probe
Manufacturer: Thermo Scientific
Model: Orion STAR A215
Serial No.: X58821
ID No.: RYG-EN0200
Condition of the item: Normal

Certificate No. : C15251274
Job No. : WO-00096654
Issued Date : 04 December 2025
Page: 1 of 2

Customer : ALS Laboratory Group (Thailand) Co.,Ltd. (Rayong Branch)
616/10 Moo 5 T.Maenamkoo,
A.Pluakdaeng, Rayong 21140, Thailand.

REVIEW BY Photchanas
APPROVED BY
NEXT CAL. DATE 1/12/26

Environment Condition : Temperature: 30 °C ± 10 °C
Relative Humidity: 55 % ± 25 %
Voltage: 220 VAC ± 10 %

Calibration Place : ALS Laboratory Group (Thailand) Co.,Ltd. (Rayong Branch)
(Wet Chemistry) 616/10 Moo 5 T.Maenamkoo,
A.Pluakdaeng, Rayong 21140, Thailand.

Calibration By : Mr. Nattapat Rungrueang
Calibration Date : 01 December 2025
The Method Used : In house method, CAL-WI-69, by comparison with standard thermometer
Traceability : This certificate is traceable to the International System of Unit maintained by:
Quality Reborn Co.,Ltd. (QR)

(Mr. Nattapat Rungrueang)
Person in charge

(Mr. Tweewong Thaithiang)
Authorized signatory

This certificate is issued the units of measurement according to the International System of Units (SI). It provides traceability of measurement to international or national standard or other recognized national standard laboratories.
The measurement uncertainty stated is the expanded uncertainty which is obtained from the standard uncertainty multiplied by the coverage factor (k=2) to provide a level of confidence of approximately 95%. It is determined in accordance with Evaluation of measurement data - Guide to the expression of uncertainty in measurement (JCGM 100).
These results may be affected by deviations from specified conditions. The results relate only to the items tested, calibrated or sampled. The report shall not be reproduced except in full without approval of DKSH Technology Limited.

บริษัท ดีเคเอสเอช เทคโนโลยี จำกัด
DKSH Technology Limited
2533 ถนนสุขุมวิท แขวงบางจาก เขตพระโขนง กรุงเทพมหานคร 10260
2533 Sukhumvit Road, Bangchak, Phrakhanong, Bangkok 10260
Phone: +66 2639 7000 Email: info.calibration@dksh.com Website: www.dksh.com/scientific-thailand

Reference standard equipment:

Equipment	Certificate no	Cal. date	Next Cal. date
Digital Thermometer with Probe	QR25-2474	11 August 2025	11 August 2026

Calibration Results:

Without Adjustment

Sensor Type: RTD Electrode Serial No. YQ1-11982 Channel: -
Diameter (mm): 15 Length (mm): 120 Immersion (mm): 110

Calibrate Point.(°C)	STD. Reading (°C)	UUC. Reading (°C)	Correction of UUC (°C)	Uncertainty (± °C)
25.0	24.960	24.9	0.060	0.20

The End of Certificate

บริษัท ดีเคเอสเอช เทคโนโลยี จำกัด
DKSH Technology Limited
2533 ถนนสุขุมวิท แขวงบางจาก เขตพระโขนง กรุงเทพมหานคร 10260
2533 Sukhumvit Road, Bangchak, Phrakhanong, Bangkok 10260
Phone: +66 2639 7000 Email: info.calibration@dksh.com Website: www.dksh.com/scientific-thailand

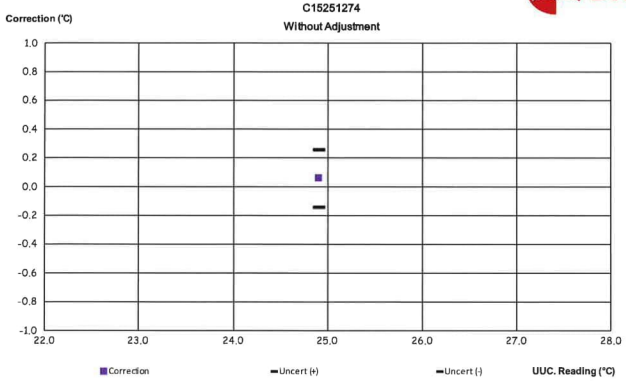

Delivering Growth – in Asia and Beyond.

ใบตรวจสอบสภาพเครื่องมือวัดอุณหภูมิ
(Digital Thermometer Checklist)

Equipment : Digital Thermometer with Probe — Certificate No. : C15251274

Serial No. : X58821 — Model : Orion STAR A215

Check Date 1-Dec-2025 Normal	Check Date 1-Dec-2025 Defective	รายการตรวจเช็ค (Description)	Check before delivery 1-Dec-2025 Normal	Check before delivery 1-Dec-2025 Defective	หมายเหตุ (Remark)
		General			
☑	☐	1. สายไฟ (Electric wire)	☑	☐	
☑	☐	2. Adaptor / Power supply 220 / 110 VAC	☑	☐	
☑	☐	3. การทำงาน (On/Off Switch)	☑	☐	
☑	☐	4. การทำงาน (Selector Key)	☑	☐	
☑	☐	5. หน้าจอแสดงผล (Display)	☑	☐	
☐	☐	6. แบตเตอรี่ (Battery)	☐	☐	ไม่มี
☑	☐	7. สภาพตัวเครื่อง (Equipment Body)	☑	☐	
☑	☐	8. หัววัดเซ็นเซอร์ (Sensor (In / Ex)	☑	☐	

Note : _____

Mr. Nattapat Rungrueang

Service Engineer

บริษัท ดีเคเอสเอช เทคโนโลยี จำกัด
DKSH Technology Limited
2533 ถนนสุขุมวิท แขวงบางจาก เขตพระโขนง กรุงเทพมหานคร 10260
2533 Sukhumvit Road, Bangchak, Phrakhanong, Bangkok 10260
Phone: +66 2639 7000 Email: info.calibration@dksh.com Website: www.dksh.com/scientific-thailand

Delivering Growth – in Asia and Beyond.

TECHNOLOGY PROMOTION ASSOCIATION (THAILAND-JAPAN)
CORPORATE SERVICES 3: EQUIPMENT CALIBRATION AND TESTING SERVICES
534/4 PATTANAKARN ROAD SOI 18, SUANLUANG, SUANLUANG BANGKOK 10250
TEL.0-2717-3000-29 FAX.0-2719-9484

ilac-MRA

NSC-TISI-TIS17025 CALIBRATION 0008

Certificate of Calibration

Cert.No.: 25CH709/1
Page.: 1 of 3

This Certificate was issued to re place to the Certificate No.25CH709

Equipment :	pH Meter
Manufacturer :	Mettler Toledo
Model :	SevenExcellence
Serial No. :	B834291445
ID No. :	RYG_EN0152
Condition As-Received:	Used Item
Received Date :	12 June 2025
Calibration Date :	18 June 2025
Reference :	2506-0407DSC-2
Submitted by :	***ALS Laboratory Group (Thailand) Co.,Ltd. Rayong Branch 616/10 Moo 5, T.Maenam Khu, A.Pluakdaeng, Rayong 21140, Thailand***
Ambient Temperature :	(25 ± 2.5) °C
Relative Humidity :	(50 ± 15) %
Calibration Procedure :	In - house method : - CP-CH5 by direct measurement with DC voltage standard and direct measurement with certified reference material (CRM) - CP-CH8 by comparison with temperature standard

REVIEW BY PhotchanaS

APPROVED BY

NEXT CAL DATE 18/12/26

Calibrated by : Walalak Sirithean

Approved by : Saithip

Approved Signatory

( ) Chakrit Waewwanjua
( ) Ponpan Paipim
(✓) Saithip Meangmai

Issue Date : 1 July 2025

The Uncertainties are for a confidence probability of approximately 95%

This certificate may not be reproduced other than in full, except with the prior written Approval of the head of Corporate Services 3 : Equipment Calibration and Testing Services.

Condition of this calibration result

1. Reference Standard Instrument

Instrument	Serial No.	ID No.	Cert. No.	Due Date
1) Document Process Calibrator	54030049	130RC116	24E2759	25 Aug 2025
2) Ref. Standard Thermometer	4982054	110RC044	24I757	14 July 2025

- This measurement result is traceable to SI throught Technology Promotion Association (Thailand - Japan)

2. Certified Reference Materials :The measurement results are traceable to SI through Hach Lenge GmbH Ltd., Deutsche Akkreditierungsstelle, Accredited No.D-RM-15184-01-00
:The measurement results are traceable to SI through CPA chem Ltd., ANSI-ASQ National Accreditation Board, Accredited No. AR-1835

Buffer Solution	Manufacturer	Lot No.	Exp. date
pH 4.007	CPA chem	1066665	18 Jan 2027
pH 7.000	Hach Lenge GmbH	C03232	02 Dec 2026
pH 10.010	CPA chem	1066669	18 Jan 2026

3. This certificate is valid only to the item calibrated on date and place of calibration.

Calibration Results

Function : mV Measurement

Performing standard curve by Document Process Calibrator at pH (4,7,10)

Unit Under Calibration	Nominal Value	Standard Voltage Input	Actual Reading		Uncertainty of Measurement	Coverage factor
	pH	mV	mV	pH	(±mV)	*k*
pH Meter	4.000	177.48	177.3	4.000	0.058	2.00
S/N.: B834291445	7.000	0.00	-0.1	7.000	0.058	2.00
	10.000	-177.48	-177.5	10.000	0.058	2.00

Calibration Results

Function : pH Measurement

Performing three buffers standard curve by using buffer nominal pH (4,7,10)

Unit Under Calibration	Standard pH Buffer Solution	Actual pH Reading	Actual mV Reading (mV)	Uncertainty of pH Measurement (±)	Coverage factor *k*
pH Electrode	4.007	4.006	181.1	0.0044	2.00
S/N.: 5211504	7.000	7.000	4.9	0.0084	2.00
	10.010	10.007	-170.6	0.0066	2.00

Function : Temperature Measurement

(*) Without adjustment

This equipment was connected with Temperature Probe;

- Model : InLabEXpert Pro-ISM
- Serial No. : 5211504

Dimension of probe

- Length : 120 mm.
- Diameter : 12 mm.
- Immersion Depth : 100 mm.

Calibration Point (°C)	Standard Temperature (°C)	UUC* Reading (°C)	Error (°C)	Uncertainty of measurement (± °C)	Coverage factor *k*
25.0	25.001	25.1	0.099	0.13	2.00

Remark - UUC* = Unit Under Calibration

The reported uncertainty of measurement was based on a standard uncertainty multiplied by a coverage factor *k*, providing a level of confidence of approximately 95 %.

-o0o-

TECHNOLOGY PROMOTION ASSOCIATION (THAILAND-JAPAN)
CORPORATE SERVICES 3: EQUIPMENT CALIBRATION AND TESTING SERVICES
534/4 PATTANAKARN ROAD SOI 18, SUANLUANG, SUANLUANG, BANGKOK 10250
TEL. 0-2717-3000-24 FAX. 0-2719-9484

NSC-TISI-TIS17025
CALIBRATION 0008

Certificate of Calibration

Certificate No. : 25E1979/1
Page : 1 of 2

This Certificate was issued to replace to the Certificate No. 25E1979

Equipment :	pH Meter
Manufacturer:	Mettler Toledo
Model :	SevenExcellence
Serial No.:	B834291445
ID No.:	RYG_EN0152
Condition As-Received:	Used Item
Received Date:	12 June 2025
Calibration Date:	16 June 2025
Reference:	2506-0407DSC
Ambient Temperature:	(23 ± 2) °C
Relative Humidity:	(50 ± 10) %

This certificate may not be reproduced other than in full, except with the prior written approval of the head of Corporate Services 3: Equipment Calibration and Testing Services.

Submitted by: *ALS Laboratory Group (Thailand) Co.,Ltd. Rayong Branch*

616/10 Moo 5, T.Maenam Khu, A.Pluakdaeng, Rayong 21140, Thailand

Procedure used: Calibration were conducted using calibration procedure No. CP-E17 According to EURAMET cg-15.

Condition of this result of calibration

1.Reference standards instruments :

Instrument	Model	Serial No.	Certificate No.	Due Date
1) Multi-Product Calibrator	5500A	6315011	25E1627	19 May 2026

2.This result of calibration was made on requested at the point specified by customer.

3.The certificate is valid only to the item calibrated on date and place of calibration.

4.This measurement result is traceable to the International System of Unit maintained through:-

-Technology Promotion Association (Thailand-Japan), NSC-ONSC Accredited No. Calibration 0008

Calibrated by : Wutchareeporn Peethong
Issue Date : 01 July 2025

Approved Signatory :

[ ] Phalinee Prabpaipal
[✓] Nuntawat Khamchai
[ ] Pongsagorn Boonyaporn

Result of calibration :- (*) Without adjustment ( ) After adjustment

Function: DC voltage measurement **Range:** 2000 mV

Standard Value (mV)	UUC* Reading (mV)	Error (mV)	Uncertainty (± µV)
-200.0000	-199.9	0.1	68
-150.0000	-150.0	0.0	65
-100.0000	-100.0	0.0	63
-50.0000	-50.0	0.0	61
0.0000	0.0	0.0	58
50.0000	50.0	0.0	61
100.0000	100.0	0.0	63
150.0000	149.9	-0.1	65
200.0000	199.9	-0.1	68

The reported uncertainty of measurement was based on a standard uncertainty multiplied by a coverage factor *k* = 2, providing a level of confidence of approximately 95 %

UUC* = Unit Under Calibration.

-o0o-

SARTORIUS

Accredited by

NSC-TISI-TIS 17025
Calibration 0426

NSC-TISI-TIS 17025
CALIBRATION 0426

Calibration certificate

Calibration Certificate No. 26BCI0064

Object	Electronic non-automatic weighing instrument
Manufacturer	Sartorius
Type	MCE224S-2S00-U
Serial | QM Ident. no.	38101399 | RYG_EN0163
Customer	ALS Laboratory Group (Thailand) Co.,Ltd. (Rayong Branch) 616/10 Moo 5 T.Maenamkoo, A.Pluak Daeng, Rayong 21140, Thailand.
Order no.	278579
Number of pages	4
Date of calibration	03 Feb 2026

This calibration certificate documents the traceability to national standards.

Uncertainties of measurements are taken into account when only statements of compliance are made.

This certificate was prepared by Sartorius Corporation in accordance to the current ISO/IEC 17025:2017 standard and Sartorius Work Instruction (Method) SOP WI 08.

This certificate relate and apply this equipment only.

REVIEW BY Thanitak.
APPROVED BY D.Khumon
NEXT CAL DATE 03/02/27

This calibration certificate may not be reproduced other than in full except with the permission of NSC-TISI-TIS-17025 and the issuing laboratory. Calibration certificates without signature are not valid.

The user is obliged to have the object recalibrated at appropriate intervals.

Date of issue	Approval of the Calibration Certificate	Person in charge
03 Feb 2026	Mr. Chonchai Inthana	Chonchai Inthana

Calibration object

Single range instrument

Model	MCE224S-2S00-U
Serial Number	38101399
QM Ident. no | Inventory no.	RYG_EN0163 | ---

Maximum capacity (Max. load)	220.0000 g
Measured up to	220.0000 g
Scale interval	0.0001 g

Place of calibration

Address	According to page 1
Department | Cost center	Laboratory Department. | ---
Building | Floor	--- | 1st Floor.
Room	Balance Room.
Maximum temperature variation at place of calibration	5 K

Calibration procedure

EURAMET Calibration Guide No. 18, Version 4.0 (11/2015) - Guidelines on the Calibration of Non-Automatic Weighing Instruments

Test equipment

Test equipment type	Test equipment ID	Valid until
Thermometer	Testo 174H H/T250743 (Traceable to Si unit through ENTECH)	18 Nov 2026
Test weight set OIML R111 E2	Certificate No.M2508149S ,E2(Traceable to SI unit through TCS)	19 Aug 2027

Adjustment Status

The measuring device was internally adjusted before the calibration.

Environmental and measuring conditions

Date of calibration	03 Feb 2026
Temperature at place of calibration | Temp. diff. $T_{weights}$ - T_{place}	25 °C | 0.5 K
Measuring conditions	The installation site is suitable. The device is level. Balance was loaded up to Max before test.
Comments	Humidity 49.0 %RH.

Measurement results | Measurement uncertainties

Repeatability

Test load (nominal): 10 g | 200 g

	10 g	200 g
1	10.0000 g	200.0000 g
2	10.0000 g	199.9999 g
3	10.0000 g	200.0000 g
4	10.0000 g	200.0001 g
5	9.9999 g	199.9999 g
6	10.0000 g	200.0000 g
7	10.0000 g	199.9999 g
8	10.0000 g	200.0000 g
9	9.9999 g	200.0001 g
10	10.0000 g	200.0000 g
	s = 0.00004 g	s = 0.00007 g

Eccentricity

Test load (nominal):	100 g
Center	100.0001 g
Front left	100.0002 g
Back left	100.0002 g
Back right	100.0000 g
Front right	100.0000 g
Maximum deviation from centric loading indication |ΔE_{ecc}| max = 0.0001 g	

Error of indication

Testload L	Indication I	Error E	Expansion factor k	Uncertainty $U(E)$	Uncertainty relative $U_{rel}(E)$
0.0100 g	0.0100 g	0.0000 g	2.00	0.00012 g	1.2 %
0.1000 g	0.1000 g	0.0000 g	2.00	0.00017 g	0.17 %
0.5000 g	0.5000 g	0.0000 g	2.00	0.00017 g	0.034 %
1.0000 g	1.0000 g	0.0000 g	2.00	0.00017 g	0.017 %
5.0000 g	5.0000 g	0.0000 g	2.00	0.00017 g	0.0034 %
10.0000 g	10.0000 g	0.0000 g	2.00	0.00017 g	0.0017 %
20.0000 g	20.0000 g	0.0000 g	2.00	0.00018 g	0.00088 %
50.0000 g	50.0000 g	0.0000 g	2.00	0.00018 g	0.00037 %
100.0000 g	100.0001 g	0.0001 g	2.00	0.00021 g	0.00021 %
200.0000 g	200.0000 g	0.0000 g	2.00	0.00030 g	0.00015 %
220.0000 g	220.0001 g	0.0001 g	2.00	0.00034 g	0.00015 %
Maximum error of indication		|E|max = 0.0001 g			

$U_{rel}(E)$ is the quotient of $U(E)$ and test load L. The uncertainty of measurement $U(E)$ is valid only if error E is considered. You will find reference notes on the uncertainty of measurement in use under: Appendix to the calibration certificate | Interpretation of measurement results.
Reference note: The reported expanded uncertainty of measurement is stated as the standard uncertainty of measurement multiplied by the documented Expansion factor, determined in accordance with the European Calibration Guideline EURAMET cg-18, V4.0. There is a 95 % probability that the value of the measurand will be in the assigned value range.

End of calibration certificate

Uncertainty of measurement in use

Device adjusted before measurement	Yes
Temperature deviation considered	1.5 K (isoCAL active)
Temperature coefficient considered	1 · 10⁻⁶/K
Uncertainty of the weighing result $U_{gl}(W)$	**$U_{gl}(W)$ = 0.00017 g + 4.25 · 10⁻⁶ · R**

Reference note: The current uncertainty of measurement is calculated by entering of the reading R into this formula. In relation to this, there is no need for a correction of the indication error. The reported expanded uncertainty of measurement is stated as the standard uncertainty of measurement multiplied with an Expansion factor of 2, determined in accordance with the European Calibration Guideline EURAMET cg-18, V4.0. There is a 95 % probability that the value of the measurand will be in the assigned value range.

Indication in % from max load	Net indication R	Uncertainty $U_{gl}(W)$	Uncertainty relative $U_{gl}(W)_{rel}$
1 %	2.2000 g	0.00018 g	0.0082 %
25 %	55.0000 g	0.00040 g	0.00073 %
50 %	110.0000 g	0.00064 g	0.00058 %
75 %	165.0000 g	0.00087 g	0.00053 %
100 %	220.0000 g	0.0011 g	0.00050 %

Graphic realization of the relative uncertainty of measurement | process accuracy

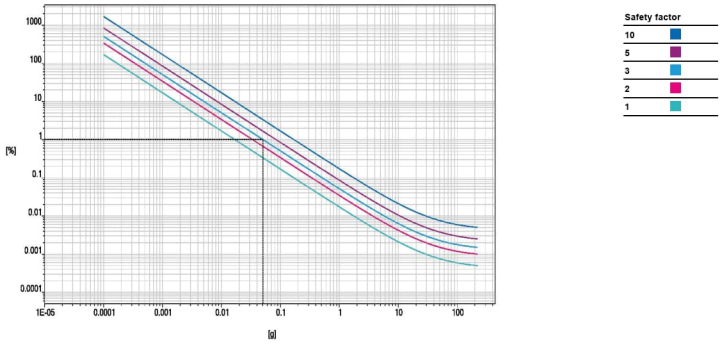

Displayed example

Process accuracy	1.00 %
Safety factor	3
Minimum sample weight	0.0507 g

SCG
Metrology Center
SCI ECO Services Company Limited
51 Moo 8, Tubkwang, Kaeng Khoi, Saraburi, Thailand 18260
Bangkok Tel : +668 9205 6851 , +669 81924 0059
Saraburi Tel : +669 8247 2360
Website : www.scieco.co.th E-Mail : calibrate@scg.co.th
NSC-TISI-TIS 17025
CALIBRATION 0244

Certificate No. T251530 **Page 1 of 3**

Certificate of Calibration

Equipment	:	**Chamber (Oven)**
Manufacturer	:	**MEMMERT**
Model	:	**UF 110**
Serial No.	:	**B416.2420**
Customer Code	:	**RYG_EN0012**
ID No.	:	**T6444A5**
Customer	:	**ALS Laboratory Group (Thailand) Co.,Ltd. (Rayong Branch)**
		616/10 Moo 5 T.Maenamkoo,
		A.Pluakdaeng, Rayong 21140
Customer Location	:	**ENVIRONMENT LABORATORY**
Date of Receipt	:	**3 September 2025**
Calibrated By	:	**Sujjar Naknakred (Site Calibration Manager)**
Approved By	:	**Boonchai Suriyawong (Site Calibration Manager)**
Date of Issue	:	**17 SEP 2025**

REVIEW BY Thanitch.
APPROVED BY D. Lai
NEXT CAL. DATE 10/09/27

The uncertainties are for a confidence probability of approximately 95%.

This Certificate is issued in accordance with the conditions of accreditation granted by the Thai Laboratory Accreditation Scheme which has assessed the measurement capability of the laboratory and its traceability to recognized national standards and to the units of measurement realized at the corresponding national standard laboratory. This certificate may not be reproduced other than in full except with the prior written approval of the Metrological Center.

Certificate No. T251530 Page 2 of 3

Calibration Report

Equipment : **Chamber (Oven)**
Date of Calibration : **10 September 2025**
Environment : **Temperature : 35.7-36.6 °C**
Line Voltage : 226.8-233.7 V
Relative Humidity : 55 - 65 %RH

Condition of this results of calibration :

1. This equipment was calibrated by insert nine resistance thermometer detectors into its chamber , the other one resistance thermometer detector use for ambient temperature measurement . The calibration was done in according to WI-T20 (based on ASTM E145-94 (Reapproved 2019) and AS2853-1986).
   All data show below were final values and the initial data from customer request . The temperature scale used was based on ITS - 90 .
2. Reference Standard Instrument :

Instrument	Model	Instrument No.	Certificate No.	Due Date
RTD	100 ohm	30-(CH1-10)	T242203	9 November 2025
DATA LOGGER	34970A	T47	T242203	9 November 2025

3. This certificate is traceable to :
   National Institute of Metrology (Thailand) through Metrological Center (NSC-TISI-TIS 17025 CALIBRATION 0244.
4. Condition of calibrated item : good
   Equipment Description :
   Time Constant 3 Hour 29 Minute At 104 °C
   Fresh Air Damper [X] Open [X] Min [ ] Medium [ ] Max
   [ ] Close
   [ ] Not Available
5. Adjustment :
   ( ) without adjustment (X) after adjustment

Approved By. _____

SCG
Metrology Center
SCI ECO Services Company Limited
51 Moo 8, Tubkwang, Kaeng Khoi, Saraburi, Thailand 18260
NSC-TISI-TIS 17025 CALIBRATION 0244

Certificate No. T251530 Page 3 of 3

Calibration Report

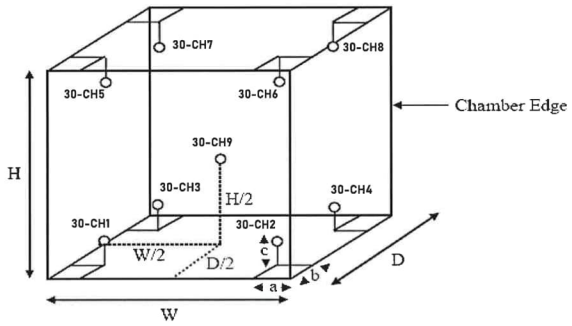

Remark : Internal Dimensions of Chamber : W (Width) = 56 cm. , H (Height) = 48 cm. and D (Depth) = 40 cm.
Size of Installed Standard sensor number 30-CH1 to number 30-CH8 : a = 5 cm. ,b = 5 cm. and c = 5 cm.
Size of Installed Standard sensor number 30-CH9 : W/2 = 56 cm./2 , H/2 = 48 cm./2 and D/2 = 40cm./2

Measurement Results

Calibration Point	Average Standard Reading at each position (°C)								
	30-CH1	30-CH2	30-CH3	30-CH4	30-CH5	30-CH6	30-CH7	30-CH8	30-CH9
104	104.02	103.70	104.01	104.16	104.11	104.08	104.01	104.33	103.61
180	180.67	178.78	180.38	179.85	179.16	180.27	180.98	181.04	179.49

Chamber (Oven)			Temperature Distribution				
Setting °C	Reading (°C)		Average (°C)	Stability (± °C)	Uniformity (°C)	Uncertainty (± °C)	Coverage Factor *k*
	Min , Max	Average					
104.0	103.9 , 104.1	104.0	104.00	0.08	0.61	0.42	2.00
180.0	179.9 , 180.1	180.0	180.07	0.21	1.51	0.52	2.00

* The quoted uncertainty exclude "uniformity"
The calibration result apply only the above calibrated item.
The result of test was found accurate as shown on date and place of test only.
The reported expanded uncertainty is based on a standard uncertainty multiplied by a coverage factor k which for a t-distribution, providing a level of confidence of approximately 95 % .

End of Certificate.

Approved By. _____

SCG
Metrology Center
SCI ECO Services Company Limited
51 Moo 8, Tubkwang, Kaeng Khoi, Saraburi, Thailand 18260
Bangkok Tel : +668 9205 6851 , +669 81924 0059
Saraburi Tel : +669 8247 2360
Website : www.scieco.co.th E-Mail : calibrate@scg.co.th

Certificate No. T251529 Page 1 of 3

Certificate of Calibration

Equipment : **DIGESTION UNIT**
Manufacturer : **Gerhardt, Germany**
Model : **KT - 20S**
Serial No. : **572021009**
Customer Code : **RYG_EN0188**
ID No. : **T6452A5**
Customer : **ALS Laboratory Group (Thailand) Co.,Ltd. (Rayong Branch)**
616/10 Moo 5 T.Maenamkoo,
A.Pluakdaeng, Rayong 21140
Customer Location : **ENVIRONMENT LABORATORY**
Date of Receipt : **3 September 2025**
Calibrated By : **Sujjar Naknakred (Site Calibration Manager)**
Approved By : _____ **/ Boonchai Suriyawong (Site Calibration Manager)**
Date of Issue : 17 SEP 2025

REVIEW BY Thanitall.
APPROVED BY
NEXT CAL. DATE 90/09/27

The uncertainties are for a confidence probability of approximately 95%.

This Certificate is issued in accordance with the conditions of accreditation granted by the Thai Laboratory Accreditation Scheme which has assessed the measurement capability of the laboratory and its traceability to recognized national standards and to the units of measurement realized at the corresponding national standard laboratory. This certificate may not be reproduced other than in full except with the prior written approval of the Metrological Center.

SCG
Metrology Center
SCI ECO Services Company Limited
51 Moo 8, Tubkwang, Kaeng Khoi, Saraburi, Thailand 18260

Certificate No. T251529 Page 2 of 3

Calibration Report

Equipment : **DIGESTION UNIT**
Date of Calibration : **10 September 2025**
Environment : **Temperature : 21.7 - 24.3 °C**
Line Voltage : 226.9 - 232.1 V
Relative Humidity : 55 - 65 %RH

Condition of this results of calibration :

1. This equipment was calibrated by insert four standard thermocouples type S into its chamber , the other one thermocouple type T use for ambient temperature measurement . The calibration was done in according to WI-T10.
2. Reference Standard Instrument :

Instrument	Model	Instrument No.	Certificate No.	Due Date
TC	Type S	M20A1-(CH1-CH4)	T250750	14 May 2026
DATA LOGGER	34970A	T261	T250750	14 May 2026

3. This certificate is traceable to :
   National Institute of Metrology (Thailand) through Metrological Center (NSC-TISI-TIS 17025 CALIBRATION 0244.)
4. Condition of calibrated item : good
   Equipment Description :
   Time Constant 1 Hour 46 Minute At 380 °C
   Fresh Air Damper [ ] Open [ ] Min [ ] Medium [ ] Max
   [ ] Close
   [X] Not Available
5. Adjustment :
   (X) without adjustment ( ) after adjustment

Approved By. _____

Calibration Report

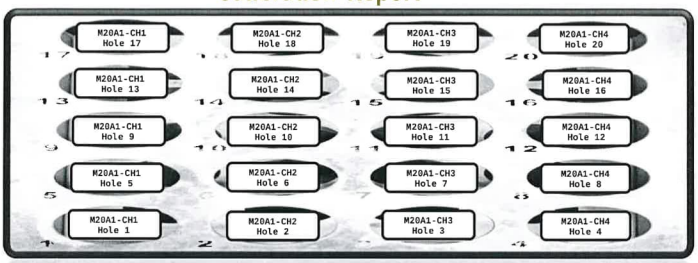

DISPLAY CONTROL (FRONT)

Measurement Results

Cal.Point	Setting	Reading	STD.	Position of Stardards at Block									
(°C)	(°C)	(°C)	Reading	M20A1-CH1 Hole 1	M20A1-CH2 Hole 2	M20A1-CH3 Hole 3	M20A1-CH4 Hole 4	M20A1-CH1 Hole 5	M20A1-CH2 Hole 6	M20A1-CH3 Hole 7	M20A1-CH4 Hole 8	M20A1-CH1 Hole 9	M20A1-CH2 Hole 10
380	360	360	Max °C	381.2	380.5	381.0	381.0	379.2	380.8	381.3	377.7	382.8	381.5
			Min °C	380.7	380.0	380.4	380.5	378.6	380.1	380.9	377.2	381.9	380.9
			Average °C	381.0	380.3	380.7	380.8	378.9	380.4	381.1	377.5	382.4	381.2
			Stability ±°C	0.3	0.3	0.3	0.2	0.3	0.3	0.2	0.2	0.5	0.3

Cal.Point	Setting	Reading	STD.	Position of Stardards at Block									
(°C)	(°C)	(°C)	Reading	M20A1-CH3 Hole 11	M20A1-CH4 Hole 12	M20A1-CH1 Hole 13	M20A1-CH2 Hole 14	M20A1-CH3 Hole 15	M20A1-CH4 Hole 16	M20A1-CH1 Hole 17	M20A1-CH2 Hole 18	M20A1-CH3 Hole 19	M20A1-CH4 Hole 20
380	360	360	Max °C	382.5	377.2	378.7	378.8	378.5	379.9	383.3	381.0	382.4	381.1
			Min °C	381.7	376.5	378.5	378.5	378.1	379.5	382.7	380.6	381.6	380.4
			Average °C	382.1	376.8	378.6	378.7	378.3	379.7	383.0	380.8	382.0	380.8
			Stability ±°C	0.4	0.4	0.1	0.2	0.2	0.2	0.3	0.2	0.4	0.4

The expanded uncertainty of temperature measurement was ± 1.8 °C
The calibration result apply only the above calibrated item.
The result of test was found accurate as shown on date and place of test only.
The reported expanded uncertainty is based on a standard uncertainty multiplied by a coverage factor k=2 , providing a level of confidence of approximately 95 % .

End of Certificate.

Approved By. _____

FM-TL05 I02/27-03-68

SARTORIUS

Accredited by
NSC-TISI-TIS 17025
Calibration 0426

NSC-TISI-TIS 17025
CALIBRATION 0426

Calibration certificate

Calibration Certificate No. 25BCI0265

Object	Electronic non-automatic weighing instrument
Manufacturer	Sartorius
Type	MSE224S-100-DU
Serial | QM Ident. no.	27405555 | BKK_EN0003
Customer	ALS Laboratory Group (Thailand)Co., Ltd. 104 Phatthanakarn 40,Phattanakarn Rd.,Khwaeng Phatthanakarn ,Khet Suan Luang,Bangkok 10250
Order no.	265054
Number of pages	4
Date of calibration	17 Jul 2025

This calibration certificate documents the traceability to national standards.

Uncertainties of measurements are taken into account when only statements of compliance are made.

This certificate was prepared by Sartorius Corporation in accordance to the current ISO/IEC 17025:2017 standard and Sartorius Work Instruction (Method) SOP WI 08.

This certificate relate and apply this equipment only.

REVIEW BY Jinda K.....
APPROVED BY Siriluk P.....
NEXT CAL DATE 17/07/26.....

This calibration certificate may not be reproduced other than in full except with the permission of NSC-TISI-TIS-17025 and the issuing laboratory. Calibration certificates without signature are not valid.

The user is obliged to have the object recalibrated at appropriate intervals.

Date of issue	Approval of the Calibration Certificate	Person in charge
17 Jul 2025	Mr. Chonchai Inthana	Chonchai Inthana

Calibration object

Single range instrument

Model	MSE224S-100-DU
Serial Number	27405555
QM Ident. no | Inventory no.	BKK_EN0003 | ---
Maximum capacity (Max. load)	220.0000 g
Measured up to	220.0000 g
Scale interval	0.0001 g

Place of calibration

Address	According to page 1
Department | Cost center	ENVI Department | ---
Building | Floor	--- | 1st Floor.
Room	Laboratory Room.
Maximum temperature variation at place of calibration	5 K

Calibration procedure

EURAMET Calibration Guide No. 18, Version 4.0 (11/2015) - Guidelines on the Calibration of Non-Automatic Weighing Instruments

Test equipment

Test equipment type	Test equipment ID	Valid until
Thermometer	Testo 174(Traceable to Si unit through ENTECH)	11 Nov 2025
Test weight set OIML R111 E2	Certificate No.M2308197S ,E2(Traceable to SI unit through TCS)	23 Aug 2025

Calibration certificate No.: **25BCI0265**
Calibration Certificate

Adjustment Status

The measuring device was internally adjusted before the calibration.

Environmental and measuring conditions

Date of calibration	17 Jul 2025
Temperature at place of calibration | Temp. diff. $T_{weights}$ - T_{place}	22.5 °C | 0.7 K
Measuring conditions	The installation site is suitable. The device is level. Balance was loaded up to Max before test.
Comments	Humidity 58.0 %RH.

Measurement results | Measurement uncertainties

Repeatability

Test load (nominal): 10 g | 200 g		
	10 g	200 g
1	10.0000 g	200.0000 g
2	10.0000 g	199.9999 g
3	10.0000 g	200.0000 g
4	10.0000 g	200.0000 g
5	10.0001 g	199.9999 g
6	10.0000 g	200.0000 g
7	10.0000 g	200.0000 g
8	10.0001 g	200.0000 g
9	10.0000 g	200.0000 g
10	10.0000 g	199.9999 g
	s = 0.00004 g	s = 0.00005 g

Eccentricity

Test load (nominal):	100 g
Center	100.0000 g
Front left	100.0001 g
Back left	100.0000 g
Back right	100.0001 g
Front right	100.0001 g
Maximum deviation from centric loading indication |ΔE_{ecc}| max = 0.0001 g	

Error of indication

Testload L	Indication I	Error E	Expansion factor k	Uncertainty $U(E)$	Uncertainty relative $U_{rel}(E)$
0.0100 g	0.0100 g	0.0000 g	2.00	0.00012 g	1.2 %
0.1000 g	0.1000 g	0.0000 g	2.00	0.00013 g	0.13 %
1.0000 g	1.0000 g	0.0000 g	2.00	0.00013 g	0.013 %
2.0000 g	2.0000 g	0.0000 g	2.00	0.00013 g	0.0065 %
5.0000 g	5.0000 g	0.0000 g	2.00	0.00013 g	0.0026 %
10.0000 g	10.0000 g	0.0000 g	2.00	0.00013 g	0.0013 %
20.0000 g	20.0000 g	0.0000 g	2.00	0.00014 g	0.00068 %
50.0000 g	50.0000 g	0.0000 g	2.00	0.00015 g	0.00029 %
100.0000 g	100.0000 g	0.0000 g	2.00	0.00018 g	0.00018 %
200.0000 g	200.0000 g	0.0000 g	2.00	0.00028 g	0.00014 %
220.0000 g	220.0001 g	0.0001 g	2.00	0.00032 g	0.00015 %
Maximum error of indication		$\|E\|_{max}$ = 0.0001 g			

$U_{rel}(E)$ is the quotient of $U(E)$ and test load L. The uncertainty of measurement $U(E)$ is valid only if error E is considered. You will find reference notes on the uncertainty of measurement in use under: Appendix to the calibration certificate | Interpretation of measurement results.
Reference note: The reported expanded uncertainty of measurement is stated as the standard uncertainty of measurement multiplied by the documented Expansion factor, determined in accordance with the European Calibration Guideline EURAMET cg-18, V4.0. There is a 95 % probability that the value of the measurand will be in the assigned value range.

End of calibration certificate

Uncertainty of measurement in use

Device adjusted before measurement	Yes
Temperature deviation considered	1.5 K (isoCAL active)
Temperature coefficient considered	1 · 10⁻⁶/K

Uncertainty of the weighing result $U_{gl}(W)$ $U_{gl}(W) = 0.00013\ g + 4.19 \cdot 10^{-6} \cdot R$

Reference note: The current uncertainty of measurement is calculated by entering of the reading *R* into this formula. In relation to this, there is no need for a correction of the indication error. The reported expanded uncertainty of measurement is stated as the standard uncertainty of measurement multiplied with an Expansion factor of 2, determined in accordance with the European Calibration Guideline EURAMET cg-18, V4.0. There is a 95 % probability that the value of the measurand will be in the assigned value range.

Indication in % from max load	Net indication *R*	Uncertainty $U_{gl}(W)$	Uncertainty relative $U_{gl}(W)_{rel}$
1 %	2.2000 g	0.00014 g	0.0063 %
25 %	55.0000 g	0.00036 g	0.00066 %
50 %	110.0000 g	0.00059 g	0.00054 %
75 %	165.0000 g	0.00082 g	0.00050 %
100 %	220.0000 g	0.0011 g	0.00048 %

Graphic realization of the relative uncertainty of measurement | process accuracy

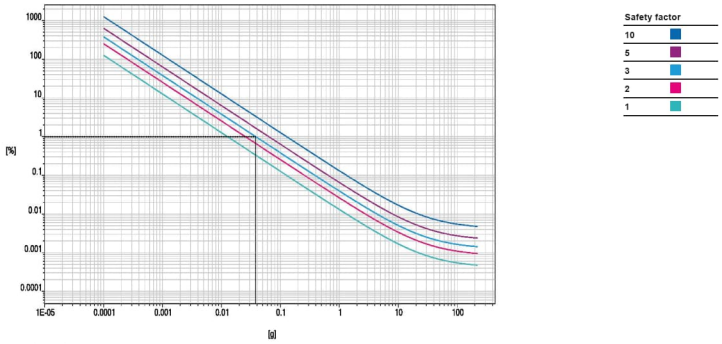

Displayed example

Process accuracy	1.00 %
Safety factor	3
Minimum sample weight	0.0380 g

TECHNOLOGY PROMOTION ASSOCIATION (THAILAND-JAPAN)
CORPORATE SERVICES 3: EQUIPMENT CALIBRATION AND TESTING SERVICES
534/4 PATTANAKARN ROAD SOI 18, SUANLUANG, SUANLUANG BANGKOK 10250
TEL.0-2717-3000-29 FAX.0-2719-9484

NSC-TISI-TIS17025
CALIBRATION 0008

Certificate of Calibration

Cert. No.: 25TM528
Page : 1 of 3

Equipment :	Water Bath
Manufacturer :	Memmert
Model :	WNE 29
Serial No. :	L622.0282
ID No. :	BKK_EN0439
Submitted by :	ALS Laboratory Group (Thailand) Co.,Ltd. 104 Phatthanakan 40, Phatthanakan Rd., Khwaeng Phatthanakan, Khet Suan Luang, Bangkok 10250 Thailand
Location :	Organic Preparation Lab
Received Order :	08 October 2025
Calibration Date :	09 October 2025
Ambient Temperature :	(26 ± 10) °C
Relative Humidity :	(50 ± 30) %
AC Line Voltage :	(220 ± 22) V
Calibrated by :	Kunchit Promprat
Approved by :	Approved Signatory

REVIEW BY Sinda K.
APPROVED BY Siriluk P.
NEXT CAL DATE 09/10/26

( ) Chakrit Waewwanjua
( ) Ponpan Paipim
(✓) Suwit Imjai

Issue Date : 28 October 2025

The Uncertainties are for a confidence probability of approximately 95%

This certificate may not be reproduced other than in full, except with the prior written Approval of the head of Corporate Services 3 : Equipment Calibration and Testing Services.

Equipment : Water Bath
Condition As-Received : Used Item
Reference : 2510-0042OC-13

Cert. No.: 25TM528
Page : 2 of 3

Procedure Used :-

Calibration were conducted using in-house calibration procedure CP-OT04 Based on ASTM E715 according to direct measurement method with Data Acquisition which connected with Industrial Platinum Resistance Thermometer (IPRT).

The temperature scale used was based on ITS-90.

Condition of this result of calibration

1. Reference standard instrument:-

Instrument	Serial No.	Cert. No.	Traceable	Due Date
1) Data Acquisition	MY58041391	25LM20	TPA	08 Feb 2026

2. This certificate is valid only to the item calibrated on date and place of calibration.
3. This measurement result is traceable to the International System of Unit maintained through :

Remark : TPA : Technology Promotion Association (Thailand - Japan)

Result of Calibration :- (*) Without Adjustment
Function of UUC* : Temperature Source
Heat transfer medium used : Water

	Environmental		AC Voltage Supply
	(°C)	(%R.H.)	(Volt)
Beginning of Calibration	24	63	224
Finished of Calibration	24	58	224

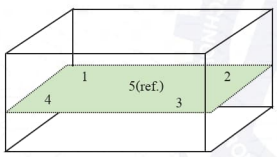

Front

Position :	Ref. Std. ID No.:
1	70RC143
2	70RC144
3	70RC145
4	70RC146
5(ref.)	70RC147

Equipment : Water Bath
Condition As-Received : Used Item
Reference : 2510-0042OC-13
Result of Calibration :- (*) Without Adjustment
Function of UUC* : Temperature Source

Cert. No.: 25TM528
Page : 3 of 3

Calibration point (°C)	UUC* Setting (°C)	UUC* Reading (°C)	Average* Standard Reading (°C) Position					Uncertainty (± °C)
			1	2	3	4	5 (ref.)	
85.0	85.0	85.0	84.863	84.748	84.869	84.990	84.966	0.21

Calibration point (°C)	Uniformity (°C)	Stability (± °C)	Coverage Factor *k*
85.0	0.33	0.12	2

Average* : The average of 30 values in each position.
Uniformity : The maximum difference of measured temperatures at any sensors and the measured temperature at the reference location which are observed at the same time or at as close an observation time as possible to determine the temperature pattern or homogeneity within the chamber under steady-state conditions.
Stability : One-half of the greatest maximum difference of measured temperature at any one probe.
UUC* : Unit Under Calibration
Note : The reported uncertainty of measurement was included stability and excluded uniformity.

The reported uncertainty of measurement was based on a standard uncertainty multiplied by a coverage factor ***k***, providing a level of confidence of approximately 95 %.

-o0o-

SCG
Metrology Center
SCI ECO Services Company Limited
51 Moo 8, Tubkwang, Kaeng Khoi, Saraburi, Thailand 18260
Bangkok Tel : +668 9205 6851 , +669 81924 0059
Saraburi Tel : +669 8247 2360
Website : www.scieco.co.th E-Mail : calibrate@scg.co.th

Certificate No. T260371

Certificate of Calibration

Equipment	:	Digestion Unit
Manufacturer	:	SCP Science
Model	:	DigiPRER HT
Serial No.	:	HTC1120480658
Customer Code	:	BKK_EN0366
ID No.	:	T2635A5
Customer	:	ALS Laboratory Group (Thailand) Co.,Ltd.
		104 Phatthanakan 40, Phatthanakan Rd.,
		Khwaeng Phatthanakan, Khet Suan Luang, Bangkok 10250
Customer Location	:	Wet Chemistry Lab 1
Date of Receipt	:	25 February 2026
Calibrated By	:	Atiphong Rongrat (Technician)
Approved By	:	/ Boonchai Suriyawong (Site Calibration Manager)
Date of Issue	:	05 MAY 2026

REVIEW BY Linda K.
APPROVED BY Sirilak P.
NEXT CAL. DATE 02/03/27

The uncertainties are for a confidence probability of approximately 95%.

This Certificate is issued in accordance with the conditions of accreditation granted by the Thai Laboratory Accreditation Scheme which has assessed the measurement capability of the laboratory and its traceability to recognized national standards and to the units of measurement realized at the corresponding national standard laboratory. This certificate may not be reproduced other than in full except with the prior written approval of the Metrological Center.

SCG
Metrology Center
SCI ECO Services Company Limited
51 Moo 8, Tubkwang, Kaeng Khoi, Saraburi, Thailand 18260

Certificate No. T260371

Calibration Report

Equipment	:	Digestion Unit
Date of Calibration	:	2 March 2026
Environment	:	Temperature : 23.9 - 26.3 °C
		Line Voltage : 221.8 - 225.9 V
		Relative Humidity : 55 - 65 %RH

Condition of this results of calibration :

1. This equipment was calibrated by insert four standard thermocouples type S into its chamber , the other one thermocouple type T use for ambient temperature measurement . The calibration was done in according to WI-T10.
   All data show below were final values and the initial data from customer request . The temperature scale used was based on ITS - 90 .
2. Reference Standard Instrument :

Instrument	Model	Instrument No.	Certificate No.	Due Date
TC	Type S	M15-(CH1-CH4)	T250749	14 May 2026
DATA LOGGER	34970A	T193	T250749	14 May 2026

3. This certificate is traceable to :
   National Institute of Metrology (Thailand) through Metrological Center (NSC-TISI-TIS 17025 CALIBRATION 0244.)
4. Condition of calibrated item : good
   Equipment Description :
   Time Constant 2 Hour 40 Minute At 380 °C
   Fresh Air Damper ☐ Open ☐ Min ☐ Medium ☐ Max ☐ Close ☒ Not Available
5. Adjustment :
   (X) without adjustment ( ) after adjustment

Approved By.

SCG
Metrology Center
SCI ECO Services Company Limited
51 Moo 8, Tubkwang, Kaeng Khoi, Saraburi, Thailand 18260

Certificate No. T260371

Calibration Report



FRONT

Measurement Results

Cal. Point	Setting	Reading	STD.	Position of Stardards at Block							
(°C)	(°C)	(°C)	Reading	M15-CH1 Hole 1	M15-CH2 Hole 2	M15-CH3 Hole 3	M15-CH4 Hole 4	M15-CH1 Hole 5	M15-CH2 Hole 6	M15-CH3 Hole 7	M15-CH4 Hole 8
380.0	380.0	379.8 - 380.2	Max °C	379.9	380.7	380.9	381.1	381.3	381.5	380.5	379.5
			Min °C	379.5	380.2	380.5	380.7	381.0	381.1	380.2	379.2
			Average °C	379.7	380.5	380.7	380.9	381.2	381.3	380.4	379.4
			Stability ± °C	0.2	0.3	0.2	0.2	0.1	0.2	0.2	0.2

Cal. Point	Setting	Reading	STD.	Position of Stardards at Block							
(°C)	(°C)	(°C)	Reading	M15-CH1 Hole 9	M15-CH2 Hole 10	M15-CH3 Hole 11	M15-CH4 Hole 12	M15-CH1 Hole 13	M15-CH2 Hole 14	M15-CH3 Hole 15	M15-CH4 Hole 16
380.0	380.0	379.8 - 380.2	Max °C	380.1	380.3	380.6	381.1	380.4	380.6	380.3	380.7
			Min °C	379.6	379.8	380.2	380.6	380.1	380.2	379.7	380.4
			Average °C	379.8	380.1	380.4	380.9	380.3	380.4	380.0	380.5
			Stability ± °C	0.2	0.3	0.2	0.2	0.2	0.2	0.3	0.2

Approved By.

SCG
Metrology Center
SCI ECO Services Company Limited
51 Moo 8, Tubkwang, Kaeng Khoi, Saraburi, Thailand 18260

Certificate No. T260371

Calibration Report

Measurement Results

Cal. Point	Setting	Reading	STD.	Position of Stardards at Block							
(°C)	(°C)	(°C)	Reading	M15-CH1 Hole 17	M15-CH2 Hole 18	M15-CH3 Hole 19	M15-CH4 Hole 20	M15-CH1 Hole 21	M15-CH2 Hole 22	M15-CH3 Hole 23	M15-CH4 Hole 24
380.0	380.0	379.8 - 380.2	Max °C	383.0	380.6	380.7	381.2	380.0	380.6	379.3	381.0
			Min °C	382.4	379.8	380.1	380.6	379.3	380.1	378.8	380.5
			Average °C	382.7	380.2	380.4	380.9	379.6	380.4	379.1	380.7
			Stability ± °C	0.3	0.4	0.3	0.3	0.3	0.2	0.3	0.2

Cal. Point	Setting	Reading	STD.	Position of Stardards at Block							
(°C)	(°C)	(°C)	Reading	M15-CH1 Hole 25	M15-CH2 Hole 26	M15-CH3 Hole 27	M15-CH4 Hole 28	M15-CH1 Hole 29	M15-CH2 Hole 30	M15-CH3 Hole 31	M15-CH4 Hole 32
380.0	380.0	379.8 - 380.2	Max °C	381.3	380.1	380.6	381.4	380.9	381.3	379.9	380.6
			Min °C	381.0	379.7	380.1	380.9	380.5	380.8	379.3	380.2
			Average °C	381.1	379.9	380.3	381.2	380.7	381.0	379.6	380.4
			Stability ± °C	0.2	0.2	0.3	0.3	0.2	0.2	0.3	0.2

Cal. Point	Setting	Reading	STD.	Position of Stardards at Block							
(°C)	(°C)	(°C)	Reading	M15-CH1 Hole 33	M15-CH2 Hole 34	M15-CH3 Hole 35	M15-CH4 Hole 36	M15-CH1 Hole 37	M15-CH2 Hole 38	M15-CH3 Hole 39	M15-CH4 Hole 40
380.0	380.0	379.8 - 380.2	Max °C	381.3	383.0	383.2	382.3	380.2	380.3	380.2	381.0
			Min °C	380.9	382.4	382.9	381.9	379.9	380.0	379.8	380.7
			Average °C	381.1	382.7	383.0	382.1	380.0	380.2	380.0	380.8
			Stability ± °C	0.2	0.3	0.2	0.2	0.2	0.2	0.2	0.1

The expanded uncertainty of temperature measurement was ± 1.68 °C
The calibration result apply only the above calibrated item.
The result of test was found accurate as shown on date and place of test only.
The reported expanded uncertainty is based on a standard uncertainty multiplied by a coverage factor k=2 , providing a level of confidence of approximately 95 % .

Approved By.

บริษัท ซีจี ไซแอนติฟิค จำกัด
CG SCIENTIFIC CO., LTD.

BKK_EN0438

Report number CGS250901

Calibration Instrument Report

Instrument: Automated Discrete Analyzer
Manufacturer: AMS
Model: SmartChem 600
Serial number: 2401055

REVIEW BY Arraya M.
APPROVED BY Siriluk P
NEXT CAL. DATE 3/9/2026

Customer: ALS Laboratory Group (Thailand) Co., Ltd.
Address: 104 Phatthanakan 40 Alley, Phatthanakan, Suan Luang, Bangkok 10250

Calibration date: 3 Sep 2025
Place: ALS Laboratory Group (Thailand) Co., Ltd.

Check fluid to validate the correct functioning of the instrument

INTENDED USE
Check fluid to validate the correct functioning of the instrument.

Purpose
The purpose of this document is to aim at the correct execution of the method and the installation of the Check fluid to validate the correct functioning of the instrument.

COMPOSITION
Fluidic Test CHECK-01 20 x 4.5 mL (liquid) Lot number: 45751 Expiry date: 2027-04

PROCEDURE
The reagent is ready to use. Check fluid to validate the correct functioning of the instrument following method CHECK-01 and WORKPLAN CHECK01 DILUTION.

Results For the correct operation of the machine, the expected results are as follows:

1. Evaluation of calibration Results: R^2

	R^2
Result	1
Range	>0.995 - 1

2. Evaluation of Samples Results:

Dilution	Replicates	Results mg/L	Range	CV% calculated	CV%
1/1	x10	0.604	0.599 – 0.610	0.17	≤ 1
1/10	x10	0.611	0.590 – 0.625	1.37	≤ 2
1/20	x10	0.643	0.535 – 0.675	3.49	≤ 5
1/50	x10	0.689	0.510 – 0.750	7.70	≤ 10
1/75	x10	0.758	0.500 – 0.895	11.11	≤ 15

Validation by (.....)
Apirom Ekviriyakul

1194 Soi Wachirathamsathit 57, Sukhumvit 101/1 Rd, Bangchak, Phrakhanong, Bangkok, Thailand 10260
1194 ซอยวชิรธรรมสาธิต 57 ถนนสุขุมวิท 101/1 แขวงบางจาก เขตพระโขนง กรุงเทพมหานคร 10260

แบบฟอร์มการประเมินเครื่อง Discrete Analyzer หลังการสอบเทียบ

ชื่อเครื่องมือ :Discrete Analyzer

ID No. BKK_EN0438

S/N :2401055

Parameter	Range	Test Results	Pass	Fail	Remark
Evaluation of calibration	>0.995 -1	1.00	☑	☐	
CV% calculated Dilution1/1	≤ 1	0.17	☑	☐	
CV% calculated Dilution1/10	≤ 2	1.4	☑	☐	
CV% calculated Dilution1/20	≤ 5	3.5	☑	☐	
CV% calculated Dilution1/50	≤ 10	7.70	☑	☐	
CV% calculated Dilution1/75	≤ 15	11.11	☑	☐	

ผู้ตรวจสอบ Arraya M.
(Arraya Meechai)
(05/09/2025)

ผู้อนุมัติ: Siriluk P.
(Siriluk Bunnak)
(05/09/2025)

RYG_EN0224

© 2025 by Agilent Technologies

Agilent CrossLab Compliance Services

Certificate of System Qualification

ES-IQ

System ID:	MY2530CQ06
Organization Name:	ALS Laboratory Group (Thailand) Co,Ltd.
Organization Location:	616/10 Moo 5, T. Mae Nam Khu, A. Pluak Daeng, Rayong. 21140
Date:	August 22, 2025 3:25:12 PM
EQP Name:	AgilentRecommended
EQP Revision:	ES.02.50
Overall Qualification Status:	Pass

REVIEW BY Thanitsk.
APPROVED BY D.
NEXT CAL. DATE 22 Aug 2026

Purchase Order Details
Overall Test Status Completed

Preparation and Installation Details
Overall Test Status Completed

Documentation
Overall Test Status Completed

Product Quality Assurance Details
Overall Test Status Completed

Startup
Overall Test Status Pass

© 2025 by Agilent Technologies

Agilent CrossLab Compliance Services

Instrument Details

Purpose

This section describes the as found system configuration.

Details

Spectrometer 1

Manufacturer	Agilent Technologies
Name	5800 VDV
Model Number	G8018A
Sample Introduction	Double pass glass cyclonic spraychamber and seaspray nebulizer
Serial Number	MY2530CQ06
Firmware Revision	6599

Chiller 1

Manufacturer	Agilent Technologies
Name	Other Unspecified
Other Unspecified Name	Recirculating Chiller
Model Number	Other Unspecified
Other Unspecified Model Number	G8496A
Serial Number	2506-00251

Autosampler 1

Manufacturer	Agilent Technologies
Name	SPS4
Model Number	G8410A
Serial Number	AU252321415

Switching Valve Accessory 1

Manufacturer	Agilent Technologies
Name	AVS 7
Model Number	G8495
Serial Number	MY2530MR06

© 2025 by Agilent Technologies

Electronic Signature

Purpose

This signature page was created and published because the ACE sign-off action was executed, which is valid for the entire document, including attachments. The ACE sign-off is an electronic signature that requires two distinct identification components: unique username and personal password. The Agilent representative who has delivered this service understands the meaning and legal status of an electronic signature. As a trained official operator, the Agilent representative has a unique password and logon to access ACE and electronically sign this document. (Other e-signatures can be applied to this document using a Document Content Management or other suitable method defined in your data access and control procedures.)

Details

Full Name of Signer:	Panthep Kurasathain
Logged On User Name:	panthep_kurasathain@agilent.com
Signature Creation Date:	August 22, 2025
Reason for Signature:	Executed protocol and published this original version of document

ACE Self Qualification Status

The installed version of ACE used to deliver this service passed qualification; the results conform with expected values. The self qualification summary report is available in the session folder location SDS\ClearStore\AceSelfQualification.

Regulatory Disclaimer

This document provides a protocol to verify and record instrument configuration and evidence of proper operation. It has been prepared from our interpretation of applicable regulations as well as industry best practices. The document is designed to provide an important component of a complete compliance package. Validation depends upon many factors and use of this protocol alone does not assure compliance. Agilent Technologies makes no promises or representations as to its sufficiency for any specific regulatory program.

Warranty

Agilent Technologies makes no warranty of any kind to this material, including but not limited to, the implied warranties or merchantability and fitness for a particular purpose. Agilent Technologies shall not be liable for errors contained herein or for incidental or consequential damages in connection with the furnishing, performance, or use of this material.

© 2025 by Agilent Technologies
Agilent CrossLab Compliance Services

User Name: panthep_kurasathain
Report Generated by Hostname: AG-5CG31654RX

System Id: MY2530CQ06
Print Date: August 22, 2025 3:25:14 PM

IQHW ALS 5800 22Aug25 Transaction log :

Time	Transaction State	Activity Performed	Type of Transaction	Optional Information
August 22, 2025 3:05:31 PM	Audit	SessionCreated	Session	Host Name: AG-5CG31654RX, Drive Serial Number: ECF6A48D
August 22, 2025 3:05:31 PM	start	Configuration	Session	None
August 22, 2025 3:05:31 PM	Audit	Entitlement	Licensing	User is FieldEngineer and does not require an unlock code
August 22, 2025 3:12:40 PM	Audit	EqpLoaded	Session	EQP details for primary technique [Es] - File path: [ProtocolPacks/Es/Configurations/02.50/Es.02.50.eqp], EQP File Name: [Es.02.50.eqp], EQP Name: [AgilentRecommended],Protocol Revision :[Es.02.50]
August 22, 2025 3:12:43 PM	End	Configuration	Session	None
August 22, 2025 3:12:54 PM	start	Qualification	Session	IQ
August 22, 2025 3:12:55 PM	start	Execution	Purchase Order Details : Purchase Order	None
August 22, 2025 3:13:54 PM	start	Execution	Preparation and Installation Details : Preparation	None
August 22, 2025 3:13:55 PM	End	Execution	Purchase Order Details : Purchase Order	Run Count : 1
August 22, 2025 3:14:22 PM	start	Execution	Documentation : Documentation	None
August 22, 2025 3:14:23 PM	End	Execution	Preparation and Installation Details : Preparation	Run Count : 1

Page 1 / 2

© 2025 by Agilent Technologies
Agilent CrossLab Compliance Services

User Name: panthep_kurasathain
Report Generated by Hostname: AG-5CG31654RX

System Id: MY2530CQ06
Print Date: August 22, 2025 3:25:14 PM

IQHW ALS 5800 22Aug25 Transaction log :

Time	Transaction State	Activity Performed	Type of Transaction	Optional Information
August 22, 2025 3:14:44 PM	start	Execution	Product Quality Assurance Details : Quality Assurance	None
August 22, 2025 3:14:44 PM	End	Execution	Documentation : Documentation	Run Count : 1
August 22, 2025 3:14:56 PM	start	Execution	Startup : Startup	None
August 22, 2025 3:14:57 PM	End	Execution	Product Quality Assurance Details : Quality Assurance	Run Count : 1
August 22, 2025 3:15:04 PM	End	Execution	Startup : Startup	Run Count : 1
August 22, 2025 3:15:10 PM	End	Qualification	Session	IQ
August 22, 2025 3:15:10 PM	start	Reporting	Session	None
August 22, 2025 3:23:41 PM	Audit	Reporting	Session	Report Generated : Certificate
August 22, 2025 3:24:10 PM	Audit	Reporting	Session	Report Generated : Report

Page 2 / 2

SCG

Metrology Center
SCI ECO Services Company Limited
51 Moo 8, Tubkwang, Kaeng Khoi, Saraburi, Thailand 18260
Bangkok Tel : +668 9205 6851 , +669 81924 0059
Saraburi Tel : +669 8247 2360
Website : www.scieco.co.th E-Mail : calibrate@scg.co.th

Certificate No. T251980

Certificate of Calibration

Equipment	:	**Hot Block**
Manufacturer	:	**environmental express**
Model	:	**SC196**
Serial No.	:	**2025CECW6557**
Customer Code	:	**RYG_EN0227**
ID No.	:	**T6795A5**
Customer	:	**ALS Laboratory Group (Thailand) Co.,Ltd. (Rayong Branch)**
		616/10 Moo 5, T.Maenamkoo, A.Pluakdaeng,
		Rayong 21140
Customer Location	:	**Laboratory**
Date of Receipt	:	**29 October 2025**
Calibrated By	:	**Boonchai Suriyawong (Site Calibration Manager)**
Approved By	:	**/ Sujjar Naknakred (Site Calibration Manager)**
Date of Issue	:	14 NOV 2025

REVIEW BY Thanatoll.
APPROVED BY
NEXT CAL. DATE 04/11/26

The uncertainties are for a confidence probability of approximately 95%.

This Certificate is issued in accordance with the conditions of accreditation granted by the Thai Laboratory Accreditation Scheme which has assessed the measurement capability of the laboratory and its traceability to recognized national standards and to the units of measurement realized at the corresponding national standard laboratory. This certificate may not be reproduced other than in full except with the prior written approval of the Metrological Center.

Certificate No. T251980

Calibration Report

Equipment : **Hot Block**
Date of Calibration : **4-5 November 2025**
Environment : **Temperature : 24.4-25.9 °C**
Line Voltage : 221.4-225.2 V
Relative Humidity : 55 - 65 %RH

Condition of this results of calibration :

1. Thisequipment was calibrated by insert 20 standard thermocouples type T into its chamber , the other one standard thermocouples type T use for ambient temperature measurement . The calibration was done in according to WI-T20. All data show below were final values and the initial data from customer request .
   The temperature scale used was based on ITS - 90 .
2. Reference Standard Instrument :

Instrument	Model	Instrument No.	Certificate No.	Due Date
TC	TYPE T	TN91-TN100	T242036	3 December 2025
TC	TYPE T	TN101-TN110	T242036	3 December 2025
DATA LOGGER	34970A	T121	T242036	3 December 2025

3. This certificate is traceable to :
   National Institute of Metrology (Thailand) through Metrological Center (NSC-TISI-TIS 17025 CALIBRATION 0244.)
4. Condition of calibrated item : good
   Equipment Description :
   Time Constant - Hour 40 Minute At 95 °C
   Fresh Air Damper ☐ Open ☐ Min ☐ Medium ☐ Max
   ☐ Close
   ☒ Not Available
5. Adjustment :
   (X) without adjustment ( ) after adjustment

Approved By.

SCG
Metrology Center
SCI ECO Services Company Limited
51 Moo 8, Tubkwang, Kaeng Khoi, Saraburi, Thailand 18260

Certificate No. T251980

Calibration Report



** H = Hole

Approved By.

SCG
Metrology Center
SCI ECO Services Company Limited
51 Moo 8, Tubkwang, Kaeng Khoi, Saraburi, Thailand 18260

Certificate No. T251980

Calibration Report

Measurement Results

Calibration Point	Average Standard Reading at each position (°C)									
	TN91 H.1	TN92 H.2	TN93 H.3	TN94 H.4	TN95 H.5	TN96 H.6	TN97 H.7	TN98 H.8	TN99 H.9	TN100 H.10
95	95.48	95.56	95.43	95.48	95.33	95.15	95.70	95.28	95.31	95.21
	TN101 H.11	TN102 H.12	TN103 H.13	TN104 H.14	TN105 H.15	TN106 H.16	TN107 H.17	TN108 H.18	TN109 H.19	TN110 H.20
	95.36	95.58	95.24	94.92	95.08	94.77	94.93	95.63	95.54	95.75
	TN91 H.21	TN92 H.22	TN93 H.23	TN94 H.24	TN95 H.25	TN96 H.26	TN97 H.27	TN98 H.28	TN99 H.29	TN100 H.30
	95.12	95.85	95.18	95.58	95.44	95.12	95.52	94.80	95.38	94.66
	TN101 H.31	TN102 H.32	TN103 H.33	TN104 H.34	TN105 H.35	TN106 H.36	TN107 H.37	TN108 H.38	TN109 H.39	TN110 H.40
	95.92	96.01	95.96	94.05	94.32	94.13	95.40	95.95	95.91	95.69
	TN91 H.41	TN92 H.42	TN93 H.43	TN94 H.44	TN95 H.45	TN96 H.46	TN97 H.47	TN98 H.48	TN99 H.49	TN100 H.50
	95.42	95.55	95.72	95.43	95.27	96.04	94.04	95.17	95.50	94.36
	TN101 H.51	TN102 H.52	TN103 H.53	TN104 H.54	TN105 H.55	TN106 H.56	TN107 H.57	TN108 H.58	TN109 H.59	TN110 H.60
	95.77	96.03	95.87	94.24	94.09	94.18	94.23	94.49	94.37	94.11
	TN91 H.61	TN92 H.62	TN93 H.63	TN94 H.64	TN95 H.65	TN96 H.66	TN97 H.67	TN98 H.68	TN99 H.69	TN100 H.70
	95.38	95.58	95.51	95.68	95.40	96.00	94.40	95.33	94.93	94.17
	TN101 H.71	TN102 H.72	TN103 H.73	TN104 H.74	TN105 H.75	TN106 H.76	TN107 H.77	TN108 H.78	TN109 H.79	TN110 H.80
	95.00	94.83	95.74	94.45	94.56	94.26	94.31	94.94	94.66	94.26
	TN91 H.81	TN92 H.82	TN93 H.83	TN94 H.84	TN95 H.85	TN96 H.86	TN97 H.87	TN98 H.88	TN99 H.89	TN100 H.90
	95.10	95.00	94.72	94.84	95.06	96.01	94.29	95.61	95.06	95.06
	TN101 H.91	TN102 H.92	TN103 H.93	TN104 H.94	TN105 H.95	TN106 H.96				
	95.86	95.91	95.71	94.35	94.36	95.79				

Approved By.

SCG
Metrology Center
SCI ECO Services Company Limited
51 Moo 8, Tubkwang, Kaeng Khoi, Saraburi, Thailand 18260

Certificate No. T251980

Calibration Report

Measurement Results

Calibration Point	Average Standard Reading at each position (°C)									
	TN91 H.1	TN92 H.2	TN93 H.3	TN94 H.4	TN95 H.5	TN96 H.6	TN97 H.7	TN98 H.8	TN99 H.9	TN100 H.10
105	105.58	105.67	105.62	105.52	105.37	105.69	104.52	105.19	104.69	104.78
	TN101 H.11	TN102 H.12	TN103 H.13	TN104 H.14	TN105 H.15	TN106 H.16	TN107 H.17	TN108 H.18	TN109 H.19	TN110 H.20
	104.99	104.68	104.31	104.54	104.98	104.86	104.97	105.65	105.43	105.18
	TN91 H.21	TN92 H.22	TN93 H.23	TN94 H.24	TN95 H.25	TN96 H.26	TN97 H.27	TN98 H.28	TN99 H.29	TN100 H.30
	105.58	105.67	105.62	105.52	105.37	105.69	104.52	105.19	104.69	104.78
	TN101 H.31	TN102 H.32	TN103 H.33	TN104 H.34	TN105 H.35	TN106 H.36	TN107 H.37	TN108 H.38	TN109 H.39	TN110 H.40
	104.99	104.68	104.31	104.54	104.98	104.86	104.97	105.65	105.43	105.18
	TN91 H.41	TN92 H.42	TN93 H.43	TN94 H.44	TN95 H.45	TN96 H.46	TN97 H.47	TN98 H.48	TN99 H.49	TN100 H.50
	105.78	105.77	105.61	105.55	105.13	105.88	104.59	105.91	105.75	104.49
	TN101 H.51	TN102 H.52	TN103 H.53	TN104 H.54	TN105 H.55	TN106 H.56	TN107 H.57	TN108 H.58	TN109 H.59	TN110 H.60
	105.33	105.53	105.68	104.33	104.61	104.24	104.44	104.76	104.48	104.18
	TN91 H.61	TN92 H.62	TN93 H.63	TN94 H.64	TN95 H.65	TN96 H.66	TN97 H.67	TN98 H.68	TN99 H.69	TN100 H.70
	105.60	105.62	105.53	105.80	105.27	105.85	104.31	105.58	104.75	104.23
	TN101 H.71	TN102 H.72	TN103 H.73	TN104 H.74	TN105 H.75	TN106 H.76	TN107 H.77	TN108 H.78	TN109 H.79	TN110 H.80
	104.89	105.25	105.83	104.33	104.58	104.41	104.76	105.29	104.95	104.55
	TN91 H.81	TN92 H.82	TN93 H.83	TN94 H.84	TN95 H.85	TN96 H.86	TN97 H.87	TN98 H.88	TN99 H.89	TN100 H.90
	105.00	105.03	104.49	104.77	105.08	105.69	104.12	105.53	105.06	104.13
	TN101 H.91	TN102 H.92	TN103 H.93	TN104 H.94	TN105 H.95	TN106 H.96				
	105.71	105.71	105.67	104.99	105.15	104.52				

Approved By.

SCG

Metrology Center

SCI ECO Services Company Limited

51 Moo 8, Tubkwang, Kaeng Khoi, Saraburi, Thailand 18260

Certificate No. T251980 **Page 6 of 6**

Calibration Report

Measurement Results

Hot Block			Temperature Distribution			
Setting (°C)	Reading (°C)		Average (°C)	Stability (±°C)	Uncertainty (±°C)	Coverage Factor *k*
	Min , Max	Average				
94.0	-	94.0	95.31	0.20	0.90	2.00
104.0	-	104.0	105.74	0.20	1.10	2.00

The calibration result apply only the above calibrated item.

The result of test was found accurate as shown on date and place of test only.

The reported expanded uncertainty is based on a standard uncertainty multiplied by a coverage factor *k* which for a t-distribution, providing a level of confidence of approximately 95 % .

End of Certificate

Approved By._____

FM-TL05 I02/27-03-68

RYG_EN0223

ALS Laboratory Group (Thailand) Co., Ltd.

Automatic Mercury Analyzer

RA-7000A with SANPRA ™3

INSTALLATION REPORT

SERIAL No. RA-7000A :	251040235
Soft version :	Ver 1.5.0.0
ROM version :	Ver 1.5.0.00
SERIAL No. SANPRA 3 :	241070094
ROM version :	Ver 1.4.2.00

REVIEW BY Thanisak.

APPROVED BY

NEXT CAL. DATE 21 Jul 2026

DATE : 21 JULY 2025

DUE DATE : 21 JULY 2026

INSPECTED BY : Chayanan T.

(Chayanan T.)

APPROVED BY : Natthaphong P.

(Natthaphong P.)

Kinetic Solutions Company Limited.

2, Soi Lat Krabang 1, Lat Krabang Subdistrict,

Lat Krabang District, Bangkok 10520

Tel. (+66) 062-789-5221

บริษัท คูเนติค โซลูชั่น จำกัด
KINETIC SOLUTIONS CO.,LTD.

Inspection

ITEMS		SPECIFICATIONS	RESULT	JUDGE
1. Quantity	-	Accessories are completed.	GOOD	OK
2. Appearance	2.1 Overall Appearance	No visible damage.	GOOD	OK
	2.2 Parts / Cables	Correctly placed and connected.	GOOD	
3. Indication	Nameplate / Label	Plate and Label are indicated.	GOOD	OK
4. Self check	-	All items are "PASS"	GOOD	OK
5. Calibration Curve	5.1 LOW	0-0.15 µg/L : Max.Dev. 5.0%	3.00%	OK
6. Repeatability	0.05 µg/L (n=5)	Average: 0.05 ± 0.0025 µg/L	0.0498 µg/L	OK
		C.V. ≤ 3.0%	1.69%	OK
7. Blank	After 40ppb	Less than 0.02 (AREA)	0.005	OK
7. Blank	MDL	3 x S.D. < 0.5ppt	0.40219	OK

TITLE 0-0.15ug/L
DATE 2025/07/18 14:07
UNIT RA-7000A[SN:251040235] + SANPRA 3 (UNIT A) [SN:241070094]
OPERATOR Kinetic Solutions

METHOD
Method Name : Method1
Pretreatment : No

P1: (1+1)H2SO4 : 0.9mL
P2: 10w/v% SnCl2 : 0.5mL

CALIBRATION

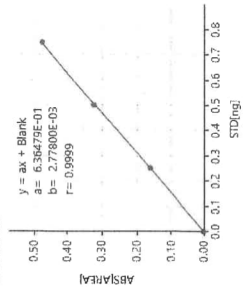

STD TABLE

No.	SMP NO.	STD [ug/L]	SVOL [mL]	CVOL [mL]	DVOL [mL]	STD [ng]	AREA [ON]	MEAS [ng]	DEV [%]	NOTE
1	14	10.000	0.000	5.000	5.000	0.000	0.002778	0.0000	-	
2	2	10.000	0.025	5.000	5.000	0.250	0.161649	0.2496	0.2	
3	11	10.000	0.050	5.000	5.000	0.500	0.324423	0.5054	1.1	
4	10	10.000	0.075	5.000	5.000	0.750	0.417950	0.7466	0.5	

Nippon Instruments Corporation

TITLE MDL
DATE 2025/07/22 09:05
UNIT RA-7000A[SN:251040235] + SANPRA 3 (UNIT A)[SN:241070094]
OPERATOR Kinetic Solutions

CALIBRATION

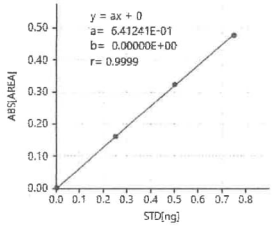

STD TABLE

No.	SMP NO.	STD [ug/L]	SVOL [mL]	CVOL [mL]	DVOL [mL]	STD [ng]	AREA [ON]	MEAS [ng]	DEV [%]	NOTE
1	14	10.000	0.000	5.000	5.000	0.000	0.002778	0.0043	-	
2	2	10.000	0.025	5.000	5.000	0.250	0.161649	0.2521	0.8	
3	11	10.000	0.050	5.000	5.000	0.500	0.324423	0.5059	1.2	
4	10	10.000	0.075	5.000	5.000	0.750	0.477950	0.7454	0.6	

Nippon Instruments Corporation

STD PROFILE

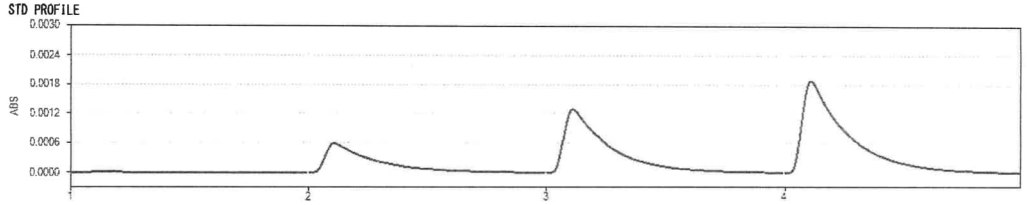

SMP TABLE

No.	SMP NO.	NAME	SVOL [mL]	CVOL [mL]	DVOL [mL]	AREA [ON]	MEAS [ng]	CONC [ug/L]	RECOVERY [%]	NOTE
1	38	Check STD(0.050ug/L)	5.000	5.000	5.000	0.160103	0.2472	0.049	98.0	
2	39	Check STD(0.050ug/L)	5.000	5.000	5.000	0.157533	0.2431	0.049	98.0	
3	40	Check STD(0.050ug/L)	5.000	5.000	5.000	0.162128	0.2504	0.050	100.0	
4	41	Check STD(0.050ug/L)	5.000	5.000	5.000	0.161676	0.2497	0.050	100.0	
5	43	Check STD(0.050ug/L)	5.000	5.000	5.000	0.165449	0.2556	0.051	102.0	

STATISTICS

No.	NAME	DATA POINTS	AVE [ug/L]	SD [ug/L]	CV [%]
1	Check STD(0.050ug/L)	5	0.0498	0.00084	1.69

Nippon Instruments Corporation

STD PROFILE

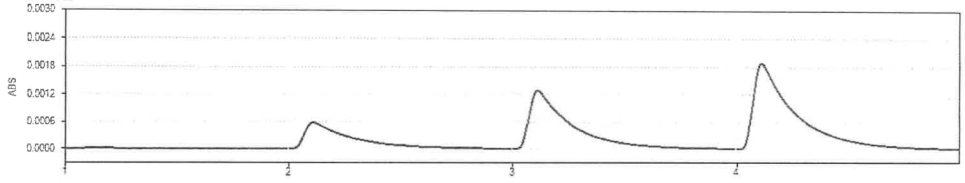

SMP TABLE

No.	SMP NO.	NAME	SVOL [mL]	CVOL [mL]	DVOL [mL]	AREA [ON]	MEAS [ng]	CONC [ppt]	NOTE
1	11	MDL	5.000	5.000	5.000	0.005288	0.0082	1.640000	
2	12	MDL	5.000	5.000	5.000	0.005637	0.0088	1.760000	
3	14	MDL	5.000	5.000	5.000	0.004926	0.0077	1.540000	
4	15	MDL	5.000	5.000	5.000	0.005025	0.0078	1.560000	
5	12	MDL	5.000	5.000	5.000	0.004222	0.0066	1.320000	
6	14	MDL	5.000	5.000	5.000	0.004279	0.0067	1.340000	
7	14	MDL	5.000	5.000	5.000	0.004938	0.0077	1.540000	
8	13	MDL	5.000	5.000	5.000	0.005120	0.0080	1.600000	
9	14	MDL	5.000	5.000	5.000	0.004594	0.0072	1.440000	
10	15	MDL	5.000	5.000	5.000	0.005055	0.0079	1.580000	

STATISTICS

No.	NAME	DATA POINTS	AVE [ppt]	SD [ppt]	CV [%]
1	MDL	10	1.532000	0.1340647	8.75

Nippon Instruments Corporation

SMP PROFILE

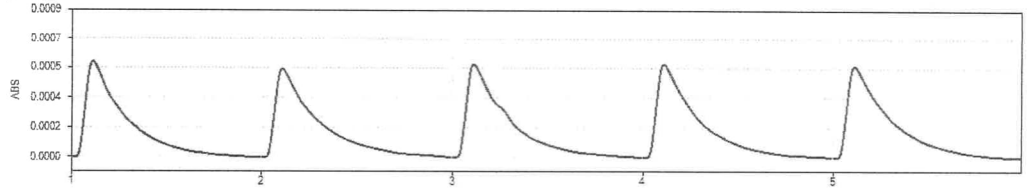

SELF CHECK
Date : 2025/07/18 17:22:09

GLP Counter
Mercury Lamp(5000hr) : PASS 3hr (2025/05/09)
Membrane Filter(2000hr) : PASS 1hr (2025/05/09)
Air Pump(2000hr) : PASS 1hr (2025/05/09)
Drain Pump Tube(700hr) : PASS 0hr (2025/05/09)
No. of Measurements : 35
Adsorbed Hg(1000mg) : PASS 0.00004mg (2025/05/09)
P1 Tube(700hr) : PASS 0hr (2025/05/09)
P2 Tube(700hr) : PASS 0hr (2025/05/09)
P3 Tube(700hr) : PASS 0hr (2025/05/09)
P4 Tube(700hr) : PASS 0hr (2025/05/09)
P5 Tube(700hr) : PASS 0hr (2025/05/09)

Check/Test Result
Flow Rate Adjustment : PASS (FLOW=0.20L/min[DUTY= 50])
Sig/Ref : PASS (Sig:3.98V, Ref:4.02V)
Drift : PASS (DRIFT ABS= 0.0000162)
Sample Tube Sensor : PASS

Nippon Instruments Corporation



SCG
Metrology
SCI ECO Services Company Limited
33/2 Moo 3, T.Banpa, A.Kaengkhoi, Saraburi 18110, Thailand.
Saraburi Tel : +66 3627 3096 Fax : +66 3627 3100
Bangkok Tel : +668 9205 6851 , +669 8247 2360
Website : www.scieco.co.th E-Mail : calibrate@scg.com
NSC-TISI-TIS 17025
CALIBRATION 0244

Certificate No. T250353

Certificate of Calibration

Equipment	:	**Autoclave**
Manufacturer	:	**TOMY**
Model	:	**SX-700**
Serial No.	:	**48134190**
Customer Code	:	**BKK_ML0041**
ID No.	:	**T7725A3**
Customer	:	**ALS Laboratory Group (Thailand) Co.,Ltd.**
		104 Phatthanakan 40, Phatthanakan Rd., Khwaeng Phatthanakan,
		Khet Suan Luang, Bangkok 10250
Customer Location	:	**Washing Room**
Date of Receipt	:	**26 February 2025**
Calibrated By	:	**Boonchai Suriyawong (Site Calibration Manager)**
Approved By	:	**/ Sujjar Naknakred (Site Calibration Manager)**
Date of Issue	:	10 MAR 2025

REVIEW BY Sithichok
APPROVED BY
NEXT CAL. DATE 04/09/26

The uncertainties are for a confidence probability of approximately 95%.

This Certificate is issued in accordance with the conditions of accreditation granted by the Thai Laboratory Accreditation Scheme which has assessed the measurement capability of the laboratory and its traceability to recognized national standards and to the units of measurement realized at the corresponding national standard laboratory. This certificate may not be reproduced other than in full except with the prior written approval of the Metrology.

SCG
Metrology
SCI ECO Services Company Limited
33/2 Moo 3, T.Banpa, A.Kaengkhoi, Saraburi 18110, Thailand.
NSC-TISI-TIS 17025
CALIBRATION 0244

Certificate No. T250353

Calibration Report

Equipment	:	**Autoclave**
Date of Calibration	:	**4 March 2025**
Environment	:	**Temperature : 22.2-25.4 °C**
		Line Voltage : 221.1-224.7 V
		Relative Humidity : 55 - 65 %RH

Condition of this results of calibration :

1. This equipment was calibrated by insert 3 standard temperature recorder into its chamber and test according to WI-T23 inhouse method.(based on BS 2646-1 : 2021)
   All data show below were final values and the initial data from customer request . The temperature scale used was based on ITS - 90 .
2. Reference Standard Instrument :

Instrument	Model	Standard No.	Certificate No.	Due Date
1. Temperature recorder	RTD	T210	T242028	11 December 2025
2. Temperature recorder	RTD	T211	T242029	11 December 2025
3. Temperature recorder	RTD	T212	T242030	11 December 2025

3. This certificate is traceable to :
   National Institute of Metrology (Thailand) through Metrological Center (NSC-TISI-TIS 17025 CALIBRATION 0244.)
4. Condition of calibrated item : good
   Equipment Description :
   Pressure Indicator 0.11-0.12 MPa At 121 °C Holding time 20 minute
5. Adjustment :
   (X) without adjustment ( ) after adjustment

Approved By.

SCG
Metrology
SCI ECO Services Company Limited
33/2 Moo 3, T.Banpa, A.Kaengkhoi, Saraburi 18110, Thailand.
NSC-TISI-TIS 17025
CALIBRATION 0244

Certificate No. T250353

Calibration Report

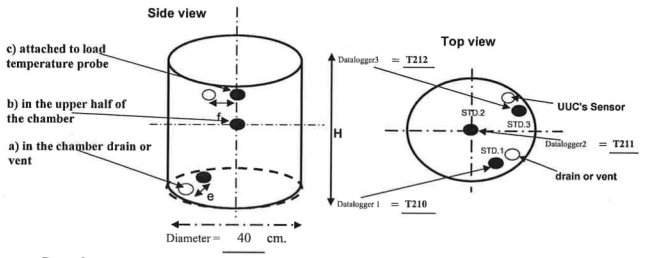

Remark :

Size of Installed Standard sensor STD.1 : Distance the chamber drain or vent e ≤ 10 cm.(less than or be equal to 10 cm.)
Size of Installed Standard sensor STD.2 : Geometric Center (upper half of the chamber)
Size of Installed Standard sensor STD.3 : Distance UUC's Sensor f = 2 cm.

Measurement Results :

	Average Standard Reading at each position (°C)		
Calibration Point	**T210**	**T211**	**T212**
121	121.2	121.1	121.1

Autoclave			Temperature Distribution				
Setting (°C)	Reading (°C)		Average	Stability	Uniformity	Uncertainty	Coverage
	Min , Max	Average	(°C)	(±°C)	(±°C)	(±°C)	Factor *k*
121	-	121	121.2	0.1	0.1	0.65	2.00

*** The quoted uncertainty exclude "uniformity"**

The calibration result apply only the above calibrated item.

The result of test was found accurate as shown on date and place of test only.

The reported expanded uncertainty is based on a standard uncertainty multiplied by a coverage factor *k* which for a t-distribution, providing a level of confidence of approximately 95 % .

End of Certificate

Approved By.

Metrological Center
SCI ECO Services Company Limited
33/2 Moo 3, T.Banpa, A.Kaengkhoi, Saraburi 18110
Telephone : +66 2 586 5792-4 Fax : +66 2 586 5109
Website : www.scieco.co.th E-Mail : calibrate@scg.co.th

Calibration Report

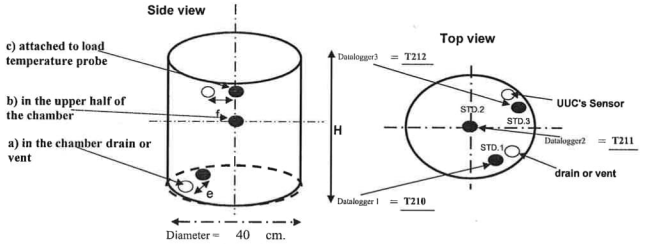

Remark :

Size of Installed Standard sensor STD.1 : Distance the chamber drain or vent e ≤ 10 cm.(less than or be equal to 10 cm.)
Size of Installed Standard sensor STD.2 : Geometric Center (upper half of the chamber)
Size of Installed Standard sensor STD.3 : Distance UUC's Sensor f = 2 cm.

Measurement Results :

	Average Standard Reading at each position (°C)		
Calibration Point	T210	T211	T212
121	121.18	121.12	121.13

Autoclave			Temperature Distribution				
Setting (°C)	Reading (°C)		Average (°C)	Stability (±°C)	Uniformity (±°C)	Uncertainty (±°C)	Coverage Factor *k*
	Min , Max	Average					
121	-	121	121.16	0.10	0.10	0.65	2.00

*** The quoted uncertainty exclude "uniformity"**

The calibration result apply only the above calibrated item.

The result of test was found accurate as shown on date and place of test only.

The reported expanded uncertainty is based on a standard uncertainty multiplied by a coverage factor *k* which for a t-distribution, providing a level of confidence of approximately 95 % .

End of Certificate

Approved By.

TECHNOLOGY PROMOTION ASSOCIATION (THAILAND-JAPAN)
CORPORATE SERVICES 3: EQUIPMENT CALIBRATION AND TESTING SERVICES
534/4 PATTANAKARN ROAD SOI 18, SUANLUANG, SUANLUANG BANGKOK 10250
TEL.0-2717-3000-29 FAX.0-2719-9484

NSC-TISI-TIS17025 CALIBRATION 0008

Certificate of Calibration

REVIEW BY ..... SithichokT.
APPROVED BY .....
NEXT CAL DATE..... 21/08/26

Equipment : Incubator
Manufacturer : Memmert
Model : IPP750eco
Serial No. : V821.0172
ID No. : BKK_ML0231

Submitted by : ALS Laboratory Group (Thailand) Co.,Ltd.
104 Phatthanakan 40, Phatthanakan Rd.,
Khwaeng Phatthanakan, Khet Suan Luang ,
Bangkok 10250 Thailand

Location : Incubation & Microbiological Reading

Received Order : 21 August 2025
Calibration Date : 21 August 2025
Ambient Temperature : (26 ± 10) °C
Relative Humidity : (50 ± 30) %
AC Line Voltage : (220 ± 22) V

Calibrated by : Khit Ruttanaprapachai

Approved by : Kunchit
Approved Signatory

( ) Chakrit Waewwanjua
( ) Suwit Imjai
(✓) Kunchit Promprat

Issue Date : 25 August 2025

The Uncertainties are for a confidence probability of approximately 95%

This certificate may not be reproduced other than in full, except with the prior written Approval of the head of Corporate Services 3 : Equipment Calibration and Testing Services.

Procedure Used :-

Calibration were conducted using calibration procedure CP-OT02 based on TLAS G-20 according to direct measurement method with Data Acquisition which connected with Resistance Temperature Detector (RTD).
The temperature scale used was based on ITS-90.

Condition of this result of calibration

1. Reference standard instrument:-

Instrument	Serial No.	Cert. No.	Traceable	Due Date
1) Data Acquisition	MY44073381	25LM82	TPA	17 May 2026

2. This certificate is valid only to the item calibrated on date and place of calibration.
3. This measurement result is traceable to the International System of Unit maintained through :

Remark : TPA : Technology Promotion Association (Thailand - Japan)

Result of Calibration :- (*) Without Adjustment
Function of UUC* : Temperature Source
Fresh air setting : Not Available

Environment during calibration		
	Beginning	Finished
Temp. (°C)	21	20
REL.Humid. (%)	62	65
AC Supply (Volt)	222	221

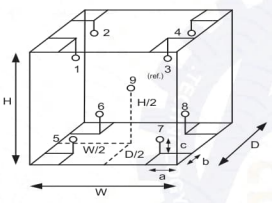

Position :	Ref. Std. ID No.:
1	25-01RTD-01
2	25-01RTD-02
3	25-01RTD-03
4	25-01RTD-04
5	25-01RTD-05
6	25-01RTD-06
7	25-01RTD-07
8	25-01RTD-08
9 (ref.)	25-01RTD-09

Probe Installation Details :

a = 10 cm
b = 10 cm
c = 10 cm

Dimension of Chamber :

D = 0.60 m
W = 1.0 m
H = 1.2 m
Capacity = 0.75 m³

Result of Calibration :- (*) Without Adjustment
Function of UUC* : Temperature Source
Fresh air setting : Not Available

Calibration Point (°C)	UUC* Setting (°C)	UUC* Reading (°C)	Temperature stability (± °C)	Temperature uniformity (°C)	Overall Variation (°C)	Coverage Factor *k*
35.0	35.0	35.0	0.12	0.37	0.43	2
37.0	37.0	37.0	0.15	0.47	0.49	2
41.5	41.5	41.5	0.13	0.79	0.84	2

Calibration Point (°C)	Measured Temperature (°C) Position									Uncertainty (±°C)
	1	2	3	4	5	6	7	8	9 (ref.)	
35.0	34.834	34.929	34.924	34.849	34.856	34.954	35.002	35.002	35.127	0.30
37.0	36.940	37.065	37.010	36.921	36.883	36.973	37.043	37.045	37.235	0.31
41.5	41.641	41.838	41.742	41.484	41.249	41.427	41.466	41.495	41.926	0.34

Average* : The average of 30 values in each position.
Temperature stability : One-half of the greatest maximum difference of measured temperature at any one sensor.
Temperature uniformity : The maximum difference of measured temperatures at any sensors and the measured temperature at the reference location which are observed at the same time or at as close an observation time as possible to determine the temperature pattern or homogeneity within the chamber under steady-state conditions.
Overall Variation : The Difference of the maximum and minimum measured temperatures throughout observation.
UUC* : Unit Under Calibration
Note : The reported uncertainty of measurement was included stability and excluded uniformity .

The reported uncertainty of measurement was based on a standard uncertainty multiplied by a coverage factor ***k***, providing a level of confidence of approximately 95 %.

-o0o-

TECHNOLOGY PROMOTION ASSOCIATION (THAILAND-JAPAN)
CORPORATE SERVICES 3: EQUIPMENT CALIBRATION AND TESTING SERVICES
534/4 PATTANAKARN ROAD SOI 18, SUANLUANG, SUANLUANG BANGKOK 10250
TEL.0-2717-3000-29 FAX.0-2719-9484

NSC-TISI-TIS17025 CALIBRATION 0008

Certificate of Calibration

Cert. No.: 25TM525
Page : 1 of 3

Equipment :	Hot Air Oven
Manufacturer :	Binder
Model :	ED 240/E2
Serial No. :	00-15533
ID No. :	BKK_ML0013

REVIEW BY ..... SithichokT .....
APPROVED BY.....
NEXT CAL DATE..... 09/04/27 .....

Submitted by :	ALS Laboratory Group (Thailand) Co.,Ltd. 104 Phatthanakan 40, Phatthanakan Rd., Khwaeng Phatthanakan, Khet Suan Luang, Bangkok 10250 Thailand
Location :	Media Preparation Room
Received Order :	08 October 2025
Calibration Date :	09 October 2025
Ambient Temperature :	(26 ± 10) °C
Relative Humidity :	(50 ± 30) %
AC Line Voltage :	(220 ± 22) V
Calibrated by :	Uthen Kankawi
Approved by :	Approved Signatory

( ) Chakrit Waewwanjua
( ) Suwit Imjai
(✓) Kunchit Promprat

Issue Date : 16 October 2025

The Uncertainties are for a confidence probability of approximately 95%

This certificate may not be reproduced other than in full, except with the prior written Approval of the head of Corporate Services 3 : Equipment Calibration and Testing Services.

Procedure Used :-

Calibration were conducted using calibration procedure CP-OT02 based on TLAS G-20 according to direct measurement method with Data Acquisition which connected with Thermocouple Type T.

The temperature scale used was based on ITS-90.

Condition of this result of calibration

1. Reference standard instrument:-

Instrument	Serial No.	Cert. No.	Traceable	Due Date
1) Data Acquisition	MY59003411	24LM192	TPA	24 Dec 2025

2. This certificate is valid only to the item calibrated on date and place of calibration.
3. This measurement result is traceable to the International System of Unit maintained through :

Remark : TPA : Technology Promotion Association (Thailand - Japan)

Result of Calibration :- (*) Without Adjustment
Function of UUC* : Temperature Source
Fresh air setting : Close

Environment during calibration		
	Beginning	Finished
Temp. (°C)	23	24
REL.Humid. (%)	54	56
AC Supply (Volt)	220	221

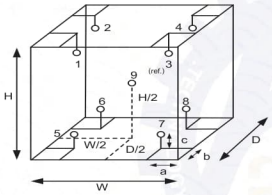

Position :	Ref. Std. ID No.:
1	23-20TC-01
2	23-20TC-02
3	23-20TC-03
4	23-20TC-04
5	23-20TC-05
6	23-20TC-06
7	23-20TC-07
8	23-20TC-08
9 (ref.)	23-20TC-09

Probe Installation Details :

a =	5.0	cm
b =	5.0	cm
c =	5.0	cm

Dimension of Chamber :

D =	0.50	m
W =	0.80	m
H =	0.60	m
Capacity =	0.24	m³

Calibration Point (°C)	UUC* Setting (°C)	UUC* Reading (°C)	Temperature stability (± °C)	Temperature uniformity (°C)	Overall Variation (°C)	Coverage Factor *k*
170	170	170	0.45	1.3	2.3	2

Calibration Point	Measured Temperature (°C) Position								Uncertainty
(°C)	1	2	3	4	5	6	7	8	9 (ref.)	(±°C)
170	169.588	170.427	168.486	168.900	169.725	169.499	168.946	169.327	169.529	1.3

Average* : The average of 30 values in each position.
Temperature stability : One-half of the greatest maximum difference of measured temperature at any one sensor.
Temperature uniformity : The maximum difference of measured temperatures at any sensors and the measured temperature at the reference location which are observed at the same time or at as close an observation time as possible to determine the temperature pattern or homogeneity within the chamber under steady-state conditions.
Overall Variation : The Difference of the maximum and minimum measured temperatures throughout observation.
UUC* : Unit Under Calibration
Note : The reported uncertainty of measurement was included stability and excluded uniformity .

The reported uncertainty of measurement was based on a standard uncertainty multiplied by a coverage factor ***k***, providing a level of confidence of approximately 95 %.

-o0o-

TECHNOLOGY PROMOTION ASSOCIATION (THAILAND-JAPAN)
CORPORATE SERVICES 3: EQUIPMENT CALIBRATION AND TESTING SERVICES
534/4 PATTANAKARN ROAD SOI 18, SUANLUANG, SUANLUANG BANGKOK 10250
TEL.0-2717-3000-29 FAX.0-2719-9484

NSC-TISI-TIS17025 CALIBRATION 0008

Certificate of Calibration

Cert. No.: 26TM111
Page : 1 of 3

Equipment :	Water Bath
Manufacturer :	Memmert
Model :	WNE 45
Serial No. :	L712.0429
ID No. :	BKK_ML0056

REVIEW BY ..... SithichokT .....
APPROVED BY.....
NEXT CAL DATE..... 04/02/27 .....

Submitted by :	ALS Laboratory Group (Thailand) Co.,Ltd. 104 Phatthanakan 40, Phatthanakan Rd., Khwaeng Phatthanakan, Khet Suan Luang, Bangkok 10250 Thailand
Location :	Incubation & Microbiological Reading
Received Order :	04 February 2026
Calibration Date :	04 - 05 February 2026
Ambient Temperature :	(26 ± 10) °C
Relative Humidity :	(50 ± 30) %
AC Line Voltage :	(220 ± 22) V
Calibrated by :	Preecha Hlahib
Approved by :	Approved Signatory

( ) Chakrit Waewwanjua
(✓) Suwit Imjai
( ) Kunchit Promprat

Issue Date : 16 February 2026

The Uncertainties are for a confidence probability of approximately 95%

This certificate may not be reproduced other than in full, except with the prior written Approval of the head of Corporate Services 3 : Equipment Calibration and Testing Services.

Equipment : Water Bath **Cert. No.:** 26TM111
Condition As-Received : Used Item **Page :** 2 of 3
Reference : 2602-0026OC-1
Procedure Used :-

Calibration were conducted using in-house calibration procedure CP-OT04 Based on ASTM E715 according to direct measurement method with Data Acquisition which connected with Industrial Platinum Resistance Thermometer (IPRT).

The temperature scale used was based on ITS-90.

Condition of this result of calibration

1. Reference standard instrument:-

Instrument	Serial No.	Cert. No.	Traceable	Due Date
1) Data Acquisition	MY59003411	25LM177	TPA	26 Dec 2026

2. This certificate is valid only to the item calibrated on date and place of calibration.
3. This measurement result is traceable to the International System of Unit maintained through :

Remark : TPA : Technology Promotion Association (Thailand - Japan)

Result of Calibration :- (*) Without Adjustment
Function of UUC* : Temperature Source
Heat transfer medium used : Water

	Environmental		AC Voltage Supply
	(°C)	(%R.H.)	(Volt)
Beginning of Calibration	25	55	220
Finished of Calibration	20	69	220

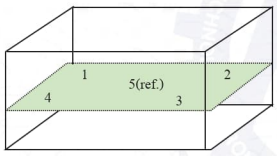

Front

Position :	Ref. Std. ID No.:
1	4804539-001
2	4804539-002
3	4804539-003
4	4804539-004
5(ref.)	4804539-005

Equipment : Water Bath **Cert. No.:** 26TM111
Condition As-Received : Used Item **Page :** 3 of 3
Reference : 2602-0026OC-1
Result of Calibration :- (*) Without Adjustment
Function of UUC* : Temperature Source

Calibration point (°C)	UUC* Setting (°C)	UUC* Reading (°C)	Average* Standard Reading (°C) Position					Uncertainty
			1	2	3	4	5 (ref.)	(± °C)
44.5	44.4	44.4	44.462	44.470	44.480	44.460	44.457	0.15
45.0	44.9	44.9	44.958	44.971	44.983	44.965	44.966	0.15

Calibration point (°C)	Uniformity (°C)	Stability (± °C)	Coverage Factor *k*
44.5	0.051	0.025	2
45.0	0.047	0.032	2

Average* : The average of 30 values in each position.
Uniformity : The maximum difference of measured temperatures at any sensors and the measured temperature at the reference location which are observed at the same time or at as close an observation time as possible to determine the temperature pattern or homogeneity within the chamber under steady-state conditions.
Stability : One-half of the greatest maximum difference of measured temperature at any one probe.
UUC* : Unit Under Calibration
Note : The reported uncertainty of measurement was included stability and excluded uniformity.

The reported uncertainty of measurement was based on a standard uncertainty multiplied by a coverage factor ***k***, providing a level of confidence of approximately 95 %.

-o0o-

BKK_EL0128

REVIEW BY Orawan T.
APPROVED BY Samitr N.
NEXT CAL. DATE 27/11/2026

Scientist Instrument

Performance Verification Certificate
for Mercury Analyzer

PRODUCT ID *Quicktrace M-8000 , Teledyne Leeman Labs*

Equipment ID BKK_EL0128 Mercury Analyzer
S/N: US22133002

BKK_EL0129 Autosampler
S/N : 052222A560

Customer Name ALS Laboratory Group (Thailand) Co., Ltd.
Address 104 Soi Pattana 40, Pattana Rd. Suan Luang, Suan Luang Bangkok 10250 Thailand

Date of Qualified November 27, 2025
Next Due date November 27, 2026

This certifies for products which was performed in acceptable criteria specifications

Autosampler & Sample Introduction	**PASSED**
Analyzer	**PASSED**
Gas Liquid Separator & Dryer	**PASSED**
CVAFS Detector	**PASSED**
Electronics/Mechanical	**PASSED**
Data station/PC	**PASSED**
Analytical test	**PASSED**

Provided by

Scientist Instrument Co.,Ltd.
113 Soi Ekachai 44, Ekachai Road
Khlong Bang Phran, Bangbon
Bangkok 10150 Thailand

Certified by .....
Thunraphol Sakdayos
Service Engineer

BKK_EL0037

Agilent Technologies

Agilent Technologies (Thailand) Limited
U CHU LIANG BLDG. 22/F UNIT A,D
968 RAMA 4 ROAD, SILOM, BANGRAK
Bangkok 10500 Thailand

Tel. +662 637 6363
Fax: +662 632 4334
Email: ccc-smt@agilent.com
Website: www.agilent.com/chem

Customer Contact:
ALS Laboratory Group (Thailand) Co Ltd Head Office

104 Phatthanakan 40 Phatthanakan Rd Khwaeng Phatthanakan Khet Suan
TAX ID : 0105540004859
supakwan.mak@alsglobal.com
087-622-7264

Invoice To:
ALS Laboratory Group (Thailand) Co Ltd Head Office

104 Phatthanakan 40 Phatthanakan Rd Khwaeng Phatthanakan Khet Suan

SERVICE REPORT

Customer Purchase Order Number:	**Customer Number:** 70371013
Service Request:	**Service Request Date:**
Service Order: 6008258477	**Service Confirmation:** 6906892140

REVIEW BY Phonphen C.
APPROVED BY Samitr N.
NEXT CAL. DATE 28 Feb 2027

Delivery Site:
ALS Laboratory Group (Thailand) Co Ltd Head Office

104 Phatthanakan 40 Phatthanakan Rd Khwaeng Phatthanakan Khet Suan

Location:
Room
Bldg
Lab
Dept

Direct Inquiries to:
Contact Name: Customer Contact Center
Contact E-mail: ccc-smt@agilent.com
Contact Telephone: +662 637 6363
Contact Fax: +662 632 4334

products | applications | software | services

Learn more about Agilent's Special Offers, Products, Services and our full range of laboratory productivity solutions optimized for your applications and workflows. Visit us at www.agilent.com/chem

Service Instrument:

Model Number	Model Description	Serial Number	System Handle	Parent Asset
SYS-IO-5100	ICP-OES 5100/5110 System			
G8010A	Agilent 5100 SVDV ICP-OES Spectrometer	MY16010005	ICP OES 5100	SYS-IO-5100
G8410A	SPS 4 Autosampler	AU15440764	ICP OES 5100	SYS-IO-5100

Service Items:

Item	Service/Part #	Description	Qty	Entitlement	Service Start	Service End
1000	EOQ	Enterprise Operational Qualification	1.00	Agreement Entitlement - 100 % covered	23.02.2026	23.02.2026
1010	6610030100	Bottle ICP-OES Wavecal soln 500mL 5 ppm	1.00	Agreement Entitlement - 100 % covered		
1020	5190-7001	Calibration blank solution 5pct HNO3	1.00	Agreement Entitlement - 100 % covered		

Additional Information:

Service Information:

Problem Description:
TT-EOQ-IO-5100-5001541158

```
-Perform OQ Hardware completed.
-Instrument ID: ICPOES-BKK_EL0037.
-Instrument Tests are all Passed.
```

Service Overview Code:
Reason Code: Scheduled Service
Diagnosis Code: Scheduled Service
Resolution Code: Scheduled Service

Reported Hours: 2.5	**Travel Hours:** 1.5	
Customer Field Service Representative Name: Uthai Ngamlertsirichai	**Customer Field Service Representative Signature:** Uthai Ng	**Date:** 23 Feb 2026
Customer Name: Pronphen Chobson	**Customer Signature:** Pronphen C.	**Date:** 23 Feb 2026

Additional Comments:

Metrological Center
SCI ECO Services Company Limited
33/2 Moo 3, T.Banpa, A.Kaengkhoi, Saraburi 18110
Telephone : +66 2 586 5792-4 Fax : +66 2 586 5109
Website : www.scieco.co.th E-Mail : calibrate@scg.co.th

Certificate No. T250355 **Page 1 of 6**

Certificate of Calibration

Equipment : HEATING BLOCK
Manufacturer : Environmental Express
Model : SC 196
Serial No. : 6974CECW3285
Customer Code : BKK_EL0054
ID No. : T5306A3
Customer : ALS Laboratory Group (Thailand) Co.,Ltd.
104 Phatthanakan 40, Phatthanakan Rd.,
Khwaeng Phatthanakan, Khet Suan Luang, Bangkok 10250
Customer Location : Acid Digestion Lab
Date of Receipt : 26 February 2025
Calibrated By : Atiphong Rongrat (Technician)
Approved By : _____ / Boonchai Suriyawong (Site Calibration Manager)
Date of Issue : 17 MAR 2025

REVIEW BY Tattaporn C.
APPROVED BY Sawitra N.
NEXT CAL. DATE ~~04/09/26~~ 04/09/26 Sawitra N.

The uncertainties are for a confidence probability of approximately 95%.

This Certificate is issued in accordance with the conditions of accreditation granted by the Thai Laboratory Accreditation Scheme which has assessed the measurement capability of the laboratory and its traceability to recognized national standards and to the units of measurement realized at the corresponding national standard laboratory. This certificate may not be reproduced other than in full except with the prior written approval of the Metrological Center.

Metrological Center
SCI ECO Services Company Limited
33/2 Moo 3, T.Banpa, A.Kaengkhoi, Saraburi 18110
Telephone : +66 2 586 5792-4 Fax : +66 2 586 5109
Website : www.scieco.co.th E-Mail : calibrate@scg.co.th

Certificate No. T250355 **Page 2 of 6**

Calibration Report

Equipment : **HEATING BLOCK**
Date of Calibration : **4 March 2025**
Environment : **Temperature : 24.4-24.9 °C**
Line Voltage : 221.6-226.3 V
Relative Humidity : 55 - 65 %RH

Condition of this results of calibration :

1. This equipment was calibrated by insert nine standard thermocouples type T into its chamber , the other one standard thermocouples type T use for ambient temperature measurement . The calibration was done in according to WI-T20.
   All data show below were final values and the initial data from customer request . The temperature scale used was based on ITS - 90 .
2. Reference Standard Instrument :

Instrument	Model	Instrument No.	Certificate No.	Due Date
TC	TYPE T	TN221-TN230	T240712	19 April 2025
TC	TYPE T	TN231-TN240	T240712	19 April 2025
TC	TYPE T	TN241-TN250	T240401	16 March 2025
TC	TYPE T	TN251-TN260	T240401	16 March 2025
DATA LOGGER	34970A	T193	T240401	16 March 2025

3. This certificate is traceable to :
   National Institute of Metrology (Thailand) through Metrological Center (NSC-TISI-TIS 17025 CALIBRATION 0244.)
4. Condition of calibrated item : good
   Equipment Description :
   Time Constant 2 Hour 40 Minute At 95 °C
   Fresh Air Damper ☐ Open ☐ Min ☐ Medium ☐ Max
   ☐ Close
   ☒ Not Available
5. Adjustment :
   ( ) without adjustment (X) after adjustment

Approved By: _____

Metrological Center

SCI ECO Services Company Limited

33/2 Moo 3, T.Banpa, A.Kaengkhoi, Saraburi 18110

Telephone : +66 2 586 5792-4 Fax : +66 2 586 5109

Website : www.scieco.co.th E-Mail : calibrate@scg.co.th

Calibration Report



FRONT CONTROL

Approved By._____

Metrological Center

SCI ECO Services Company Limited

33/2 Moo 3, T.Banpa, A.Kaengkhoi, Saraburi 18110

Telephone : +66 2 586 5792-4 Fax : +66 2 586 5109

Website : www.scieco.co.th E-Mail : calibrate@scg.co.th

Calibration Report

Measurement Results

Calibration Point		Average Standard Reading at each position (°C)					
R1 Hole1-Hole6		TN221	TN222	TN223	TN224	TN225	TN226
CAL POINT	Max	94.85	95.37	95.03	95.25	95.52	94.75
95	Min	94.17	94.66	94.38	94.63	94.87	94.12
	Average	94.51	95.02	94.70	94.94	95.20	94.43
R2 Hole7-Hole12		TN227	TN228	TN229	TN230	TN231	TN232
	Max	94.71	94.56	94.79	95.32	95.44	95.06
	Min	94.05	93.88	94.10	94.65	94.90	94.65
	Average	94.38	94.22	94.44	94.99	95.17	94.85
R3 Hole13-Hole18		TN233	TN234	TN235	TN236	TN237	TN238
	Max	95.26	95.43	95.40	95.71	95.41	95.06
	Min	94.54	94.64	94.71	95.10	94.86	94.42
	Average	94.90	95.03	95.06	95.41	95.13	94.74
R4 Hole19-Hole24		TN239	TN240	TN241	TN242	TN243	TN244
	Max	95.13	95.06	95.68	96.16	95.35	95.80
	Min	94.39	94.43	94.86	95.51	94.88	95.12
	Average	94.76	94.75	95.27	95.83	95.12	95.46
R5 Hole25-Hole30		TN245	TN246	TN247	TN248	TN249	TN250
	Max	94.95	95.81	95.39	95.82	95.66	95.66
	Min	94.47	95.03	94.67	94.99	94.84	94.87
	Average	94.71	95.42	95.03	95.41	95.25	95.27
R6 Hole31-Hole36		TN251	TN252	TN253	TN254	TN255	TN256
	Max	96.07	95.34	96.28	95.39	94.95	95.12
	Min	95.28	94.55	95.51	94.62	94.13	94.35
	Average	95.67	94.95	95.90	95.00	94.54	94.73
R7 Hole37-Hole42		TN257	TN258	TN259	TN260	TN241	TN242
	Max	95.15	95.63	96.11	95.09	95.34	95.51
	Min	94.38	94.88	95.32	94.28	94.54	94.72
	Average	94.76	95.25	95.71	94.69	94.94	95.11
R8 Hole43-Hole48		TN243	TN244	TN245	TN246	TN247	TN248
	Max	95.84	95.87	95.44	95.72	95.65	95.75
	Min	95.06	95.10	94.60	94.95	94.87	94.98
	Average	95.45	95.48	95.02	95.34	95.26	95.36

Approved By._____

Metrological Center

SCI ECO Services Company Limited

33/2 Moo 3, T.Banpa, A.Kaengkhoi, Saraburi 18110

Telephone : +66 2 586 5792-4 Fax : +66 2 586 5109

Website : www.scieco.co.th E-Mail : calibrate@scg.co.th

Calibration Report

Measurement Results

Calibration Point		Average Standard Reading at each position (°C)					
R1 Hole1-Hole6		TN221	TN222	TN223	TN224	TN225	TN226
CAL POINT	Max	104.48	104.40	104.60	105.27	105.24	105.19
105	Min	104.15	104.02	104.25	104.94	104.91	104.93
	Average	104.32	104.21	104.42	105.10	105.08	105.06
R2 Hole7-Hole12		TN227	TN228	TN229	TN230	TN231	TN232
	Max	105.20	105.45	105.58	105.96	105.81	106.03
	Min	104.92	105.14	105.29	105.64	105.53	105.79
	Average	105.06	105.29	105.43	105.80	105.67	105.91
R3 Hole13-Hole18		TN233	TN234	TN235	TN236	TN237	TN238
	Max	106.09	106.14	105.83	106.25	105.97	105.88
	Min	105.80	105.89	105.57	106.00	105.69	105.65
	Average	105.94	106.01	105.70	106.13	105.83	105.77
R4 Hole19-Hole24		TN239	TN240	TN241	TN242	TN243	TN244
	Max	105.87	105.75	105.30	105.07	105.22	105.66
	Min	105.62	105.52	105.13	104.90	105.05	105.49
	Average	105.74	105.63	105.21	104.98	105.14	105.57
R5 Hole25-Hole30		TN245	TN246	TN247	TN248	TN249	TN250
	Max	105.62	105.54	105.52	105.75	105.97	105.69
	Min	105.45	105.35	105.31	105.57	105.81	105.49
	Average	105.53	105.44	105.41	105.66	105.89	105.59
R6 Hole31-Hole36		TN251	TN252	TN253	TN254	TN255	TN256
	Max	106.19	106.34	106.47	105.96	105.76	105.35
	Min	106.02	106.16	106.31	105.77	105.58	105.18
	Average	106.10	106.25	106.39	105.87	105.67	105.27
R7 Hole37-Hole42		TN257	TN258	TN259	TN260	TN241	TN242
	Max	106.21	105.59	105.45	105.36	106.08	106.09
	Min	106.04	105.42	105.28	105.20	105.90	105.92
	Average	106.12	105.51	105.37	105.28	105.99	106.00
R8 Hole43-Hole48		TN243	TN244	TN245	TN246	TN247	TN248
	Max	106.54	106.33	105.78	105.38	105.42	105.69
	Min	106.38	106.16	105.60	105.20	105.25	105.52
	Average	106.46	106.25	105.69	105.29	105.33	105.61

Approved By._____

Metrological Center

SCI ECO Services Company Limited

33/2 Moo 3, T.Banpa, A.Kaengkhoi, Saraburi 18110

Telephone : +66 2 586 5792-4 Fax : +66 2 586 5109

Website : www.scieco.co.th E-Mail : calibrate@scg.co.th

Calibration Report

Measurement Results:

HEATING BLOCK			Temperature Distribution	
Setting (°C)	Reading (°C)		Stability (±°C)	Uncertainty (±°C)
	Min , Max	Average		
102.0	-	102.0	0.43	0.83
107.0	-	107.0	0.20	0.70

* The quoted uncertainty exclude " uniformity "

The calibration result apply only the above calibrated item.

The result of test was found accurate as shown on date and place of test only.

The reported expanded uncertainty is based on a standard uncertainty multiplied by a coverage factor *k* which for a t-distribution, providing a level of confidence of approximately 95 % .

Approved By._____

SCG
Metrology Center
SCI ECO Services Company Limited
51 Moo 8, Tubkwang, Kaeng Khoi, Saraburi, Thailand 18260
Bangkok Tel : +668 9205 6851 , +669 81924 0059
Saraburi Tel : +669 8247 2360
Website : www.scieco.co.th E-Mail : calibrate@scg.co.th

NSC-TISI-TIS 17025 CALIBRATION 0244

Certificate of Calibration

Equipment	:	Chamber (Cooling Room)
Manufacturer	:	KOLDTECH
Model	:	KM 320
Serial No.	:	TBN-1012061/05
Customer Code	:	BKK_EN0167
ID No.	:	T2463A3
Customer	:	ALS Laboratory Group (Thailand) Co.,Ltd.
		104 Phatthanakan 40, Phatthanakan Rd., Khwaeng Phatthanakan,
		Khet Suan Luang, Bangkok 10250
Customer Location	:	Laboratory Room
Date of Receipt	:	28 May 2025
Calibrated By	:	Atiphong Rongrat (Technician)
Approved By	:	/ Boonchai Suriyawong (Site Calibration Manager)
Date of Issue	:	19 JUN 2025

REVIEW BY Jinda K.
APPROVED BY Siriluk P.
NEXT CAL DATE 04/12/26

The uncertainties are for a confidence probability of approximately 95%.

This Certificate is issued in accordance with the conditions of accreditation granted by the Thai Laboratory Accreditation Scheme which has assessed the measurement capability of the laboratory and its traceability to recognized national standards and to the units of measurement realized at the corresponding national standard laboratory. This certificate may not be reproduced other than in full except with the prior written approval of the Metrological Center.

SCG
Metrology Center
SCI ECO Services Company Limited
51 Moo 8, Tubkwang, Kaeng Khoi, Saraburi, Thailand 18260

NSC-TISI-TIS 17025 CALIBRATION 0244

Calibration Report

Equipment	:	**Chamber (Cooling Room)**
Date of Calibration	:	**4 June 2025**
Environment	:	**Temperature : 23.4-24.9 °C**
		Line Voltage : 221.4-230.2 V
		Relative Humidity : 55 - 65 %RH

Condition of this results of calibration :

1. Thisequipment was calibrated by insert 16 standard thermocouples type T into its chamber , the other one standard thermocouples type T use for ambient temperature measurement . The calibration was done in according to WI-T20 (based on ASTM E145-94 (Reapproved 2001) and AS2853-1986).
   All data show below were final values and the initial data from customer request . The temperature scale used was based on ITS - 90 .
2. Reference Standard Instrument :

Instrument	Model	Instrument No.	Certificate No.	Due Date
TC	TYPE T	TN91-TN100	T242036	3 December 2025
TC	TYPE T	TN101-TN110	T242036	3 December 2025
DATA LOGGER	34970A	T121	T242036	3 December 2025

3. This certificate is traceable to :
   National Institute of Metrology (Thailand) through Metrological Center (NSC-TISI-TIS 17025 CALIBRATION 0244.)
4. Condition of calibrated item : good
   Equipment Description :
   Time Constant 2 Hour 20 Minute At 3 °C
   Fresh Air Damper ☐ Open ☐ Min ☐ Medium ☐ Max
   ☐ Close
   ☒ Not Available
5. Adjustment :
   (X) without adjustment ( ) after adjustment

Approved By.

SCG
Metrology Center
SCI ECO Services Company Limited
51 Moo 8, Tubkwang, Kaeng Khoi, Saraburi, Thailand 18260

NSC-TISI-TIS 17025 CALIBRATION 0244

Calibration Report

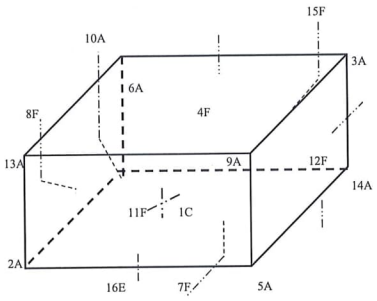

C = Centre , F = Centre of Face , A = Corner , E = Centre of Edge

1C	=	TN91
2A	=	TN92
3A	=	TN93
4F	=	TN94
5A	=	TN95
6A	=	TN96
7F	=	TN97
8F	=	TN98
9A	=	TN99
10A	=	TN100
11F	=	TN101

12F	=	TN102
13A	=	TN103
14A	=	TN104
15F	=	TN105
16E	=	TN106

Approved By.

SCG
Metrology Center
SCI ECO Services Company Limited
51 Moo 8, Tubkwang, Kaeng Khoi, Saraburi, Thailand 18260

NSC-TISI-TIS 17025 CALIBRATION 0244

Calibration Report

Measurement Results

Calibration Point	Average Standard Reading at each position (°C)										
	TN91	TN92	TN93	TN94	TN95	TN96	TN97	TN98	TN99	TN100	TN101	TN102
3.0	2.95	2.92	3.09	2.92	3.16	3.50	3.40	3.03	3.14	2.98	3.44	3.13
	TN103	TN104	TN105	TN106								
	3.19	3.06	3.46	2.92								

Chamber (Cooling Room)			Temperature Distribution			
Setting (°C)	Reading (°C)		Average (°C)	Stability (±°C)	Uniformity (°C)	Uncertainty (±°C)	Coverage Factor *k*
	Min , Max	Average					
3.0	2.8 , 3.9	**3.4**	3.14	1.20	1.30	1.90	2.04

The calibration result apply only the above calibrated item.
The result of test was found accurate as shown on date and place of test only.
The reported expanded uncertainty is based on a standard uncertainty multiplied by a coverage factor *k* which for a t-distribution, providing a level of confidence of approximately 95 % .

Approved By.

TECHNOLOGY PROMOTION ASSOCIATION (THAILAND-JAPAN)
CORPORATE SERVICES 3: EQUIPMENT CALIBRATION AND TESTING SERVICES
534/4 PATTANAKARN ROAD SOI 18, SUANLUANG, SUANLUANG BANGKOK 10250
TEL.0-2717-3000-29 FAX.0-2719-9484

NSC-TISI-TIS17025 CALIBRATION 0008

Certificate of Calibration

Cert.No.: 25CHO537
Page.: 1 of 3

Equipment :	Spectrophotometer
Manufacturer :	HACH
Model :	DR3900
Serial No. :	2021559
ID No. :	BKK_EN0356
Condition As-Received:	Used Item
Received Date :	08 October 2025
Calibration Date :	08 October 2025
Reference :	2510-0042OC-11
Submitted by :	ALS Laboratory Group (Thailand) Co.,Ltd. 104 Phatthanakan 40, Phatthanakan Rd., Khwaeng Phatthanakan, Khet Suan Luang, Bangkok 10250 Thailand
Calibration Place :	Wet Chemistry Lab 2
Ambient Temperature :	(21.9 to 21.9) °C (On-Site)
Relative Humidity :	(62 to 65) % (On-Site)
Calibration Procedure :	In - house method : CP-OCH4 based on ASTM E 275-08
Calibrated by :	Uthen Kankawi
Approved by :	Saithip Approved Signatory

REVIEW BY ..Jinda K.....
APPROVED BY..Siriluk P.....
NEXT CAL DATE.....08/10/26.....

( ) Chakrit Waewwanjua
( ) Ponpan Paipim
(✓) Saithip Meangmai

Issue Date : 9 October 2025

The Uncertainties are for a confidence probability of approximately 95%

This certificate may not be reproduced other than in full, except with the prior written Approval of the head of Corporate Services 3 : Equipment Calibration and Testing Services.

Condition of calibration result

1. Reference Standard Material :

Material	Serial No.	Certificate No.	Due date
1. Absorbance Standard set	44487	122584	31 May 2026
2. Wavelength Standard set	36730	118120	15 Jan 2026
3. Wavelength Standard set	36730	118121	15 Jan 2026

2. This certificate is valid only to the item calibrated on date and place of calibration.
3. This certificate is traceable to the International System of Unit maintained through :
   - Starna Scientific Ltd.
4. Spectral BandWidth : 5 nm
   Scan Speed : - nm/min

Calibration Results : without adjustment

Wavelength Accuracy

Certified Values of Reference Material (nm)	UUC Reading (nm)	Uncertainty of Measurement (± nm)	Coverage Factor *k*
418.40	418	0.59	2.00
479.88	480	0.59	2.00
513.75	513	0.59	2.00
537.00	536	0.59	2.00
638.00	638	0.59	2.00
747.61	748	0.59	2.00
807.04	807	0.59	2.00

Calibration Results : without adjustment

Photometric Accuracy

Wavelength (nm)	Certified Values of Reference Material (Abs)	UUC Reading (Abs)	Uncertainty of Measurement (±Abs)	Coverage Factor *k*
420.0	Zero	0.000	0.0028	2.00
	0.5750	0.573	0.0028	2.00
	0.7156	0.713	0.0028	2.00
	1.0176	1.014	0.0028	2.00
440.0	Zero	0.000	0.0028	2.00
	0.5598	0.557	0.0028	2.00
	0.7037	0.700	0.0028	2.00
	1.0013	0.997	0.0028	2.00
465.0	Zero	0.000	0.0028	2.00
	0.5222	0.522	0.0028	2.00
	0.6646	0.664	0.0028	2.00
	0.9444	0.945	0.0028	2.00
546.1	Zero	0.000	0.0028	2.00
	0.5234	0.523	0.0028	2.00
	0.7007	0.700	0.0028	2.00
	0.9992	0.999	0.0028	2.00
590.0	Zero	0.000	0.0028	2.00
	0.5573	0.556	0.0028	2.00
	0.7760	0.773	0.0028	2.00
	1.1104	1.108	0.0028	2.00
635.0	Zero	0.000	0.0028	2.00
	0.5648	0.565	0.0028	2.00
	0.7654	0.765	0.0028	2.00
	1.0961	1.096	0.0028	2.00

Remark

- Each individual filter is measured against the empty filter holder (blank) used to zero the spectrophotometer
- UUC = Unit Under Calibration

The reported uncertainty of measurement was based on a standard uncertainty multiplied by a coverage factor *k* , providing a level of confidence of approximately 95 %.

-o0o-

ภาคผนวก จ

สำเนาหนังสือใบอนุญาตขึ้นทะเบียนห้องปฏิบัติการวิเคราะห์เอกชน

ที่ อก ๐๓๑๐(๑)/ ๑๖๑๖๘

กรมโรงงานอุตสาหกรรม
ถนนพระรามที่ ๖ แขวงทุ่งพญาไท
เขตราชเทวี กรุงเทพฯ ๑๐๔๐๐

๒๐ พฤศจิกายน ๒๕๖๖

เรื่อง ต่ออายุหนังสือรับขึ้นทะเบียนห้องปฏิบัติการวิเคราะห์เอกชน

เรียน กรรมการผู้จัดการ บริษัท เอแอลเอส แลบอราทอรี กรุ๊ป (ประเทศไทย) จำกัด

อ้างถึง คำขอขึ้นทะเบียน/ต่ออายุ/เปลี่ยนแปลงบุคลากร และชนิดสารมลพิษของห้องปฏิบัติการวิเคราะห์เอกชน ลงวันที่ ๔ สิงหาคม ๒๕๖๖

สิ่งที่ส่งมาด้วย ๑. รายชื่อผู้ควบคุมดูแลห้องปฏิบัติการวิเคราะห์ จำนวน ๑ แผ่น
๒. รายชื่อเจ้าหน้าที่ประจำห้องปฏิบัติการวิเคราะห์ จำนวน ๕ แผ่น
๓. ขอบข่ายสารมลพิษที่ได้รับขึ้นทะเบียนจากกรมโรงงานอุตสาหกรรม จำนวน ๓๑ แผ่น

ตามหนังสือที่อ้างถึง บริษัท เอแอลเอส แลบอราทอรี กรุ๊ป (ประเทศไทย) จำกัด ขอต่ออายุหนังสือรับขึ้นทะเบียนห้องปฏิบัติการวิเคราะห์เอกชน เลขทะเบียน ว-๒๐๔ สถานที่ตั้งเลขที่ ๑๐๔ ซอยพัฒนาการ ๔๐ ถนนพัฒนาการ แขวงพัฒนาการ เขตสวนหลวง กรุงเทพมหานคร ต่อกรมโรงงานอุตสาหกรรม นั้น

กรมโรงงานอุตสาหกรรมพิจารณาแล้ว ให้บริษัท เอแอลเอส แลบอราทอรี กรุ๊ป (ประเทศไทย) จำกัด ต่ออายุหนังสือรับขึ้นทะเบียนห้องปฏิบัติการวิเคราะห์เอกชน โดยมีองค์ประกอบดังนี้

ก. ผู้ควบคุมดูแลห้องปฏิบัติการวิเคราะห์ จำนวน ๖ ราย ตามสิ่งที่ส่งมาด้วย ๑

ข. เจ้าหน้าที่ประจำห้องปฏิบัติการวิเคราะห์ ๑๘๑ ราย ตามสิ่งที่ส่งมาด้วย ๒

ค. ขอบข่ายสารมลพิษที่ได้รับขึ้นทะเบียนให้วิเคราะห์ในน้ำเสีย น้ำใต้ดิน อากาศเสีย สิ่งปฏิกูล หรือวัสดุที่ไม่ใช้แล้ว และดิน ตามสิ่งที่ส่งมาด้วย ๓

หนังสือฉบับนี้จะหมดอายุในวันที่ ๒ กันยายน ๒๕๖๙ หากประสงค์จะต่ออายุหนังสือรับขึ้นทะเบียนห้องปฏิบัติการวิเคราะห์เอกชน ให้ยื่นคำขอต่ออายุพร้อมเอกสารประกอบคำขอต่อกรมโรงงานอุตสาหกรรม ภายใน ๓๐ วัน ก่อนวันสิ้นอายุของหนังสือรับขึ้นทะเบียนห้องปฏิบัติการวิเคราะห์เอกชน ทั้งนี้ สามารถยื่นคำขอผ่านระบบอิเล็กทรอนิกส์ได้ที่หน้าเว็บไซต์กรมโรงงานอุตสาหกรรม

จึงเรียนมาเพื่อทราบ

ขอแสดงความนับถือ

(นายศิระ จันทร์เฉิด)
นักวิทยาศาสตร์เชี่ยวชาญ รักษาราชการแทน
ผู้อำนวยการกองวิจัยและเตือนภัยมลพิษโรงงาน
ปฏิบัติราชการแทนอธิบดีกรมโรงงานอุตสาหกรรม

กองวิจัยและเตือนภัยมลพิษโรงงาน
กลุ่มมาตรฐานวิธีการวิเคราะห์ทดสอบมลพิษและทะเบียนห้องปฏิบัติการ
โทร. ๐ ๒๔๓๐ ๖๓๑๒ ต่อ ๒๑๐๓-๕
โทรสาร ๐ ๒๔๓๐ ๖๓๑๒ ต่อ ๒๑๙๙
ไปรษณีย์อิเล็กทรอนิกส์ saraban@diw.mail.go.th

Green Industry
"อุตสาหกรรมก้าวไกล ประเทศไทยก้าวหน้า ร่วมกันพัฒนา อุตสาหกรรมสีเขียว"

เอกสารแนบท้ายหนังสือรับต่ออายุขึ้นทะเบียนห้องปฏิบัติการวิเคราะห์เอกชน
บริษัท เอแอลเอส แลบอราทอรี กรุ๊ป (ประเทศไทย) จำกัด เลขทะเบียน ว-๒๐๔
ที่ อก ๐๓๑๐(๑)/ ๑๖๑๖๘ ลงวันที่ ๒๐ พฤศจิกายน ๒๕๖๖

ก. ผู้ควบคุมดูแลห้องปฏิบัติการวิเคราะห์ จำนวน ๖ ราย

๑) นางสาวยุพาพร จันทร์เปล่ง	ทะเบียนเลขที่ ว-๒๐๔-ค-๐๐๐๑
๒) นางสาวชัชนัย โกมารกุล ณ นคร	ทะเบียนเลขที่ ว-๒๐๔-ค-๐๐๐๒
๓) นายศรายุทธ จิตรานนท์	ทะเบียนเลขที่ ว-๒๐๔-ค-๐๐๐๓
๔) นางสาวกนกกร เอนก	ทะเบียนเลขที่ ว-๒๐๔-ค-๐๐๐๔
๕) นายสุริยา สอนแก้ว	ทะเบียนเลขที่ ว-๒๐๔-ค-๐๐๐๕
๖) นายวิชาญ ขุณหรัต	ทะเบียนเลขที่ ว-๒๐๔-ค-๐๐๐๖

เอกสารแนบท้ายหนังสือรับต่ออายุขึ้นทะเบียนห้องปฏิบัติการวิเคราะห์เอกชน
บริษัท เอแอลเอส แลบอราทอรี กรุ๊ป (ประเทศไทย) จำกัด เลขทะเบียน ว-๒๐๔
ที่ อก ๐๓๑๐(๑)/ ๑๖๑๖๘ ลงวันที่ ๒๐ พฤศจิกายน ๒๕๖๖

ข. เจ้าหน้าที่ประจำห้องปฏิบัติการวิเคราะห์ จำนวน ๑๘๑ ราย

๑) นายกาจบัณฑิต กิตติศุภวณิชย์	ทะเบียนเลขที่ ว-๒๐๔-จ-๐๐๐๑
๒) นายภัทรพล สว่างใจธรรม์	ทะเบียนเลขที่ ว-๒๐๔-จ-๐๐๐๒
๓) นายนราธิป เทือกขัยคำ	ทะเบียนเลขที่ ว-๒๐๔-จ-๐๐๐๓
๔) นายศิริโชค พงษ์ประสม	ทะเบียนเลขที่ ว-๒๐๔-จ-๐๐๐๔
๕) นายณัฐวุฒิ ด้วงแพง	ทะเบียนเลขที่ ว-๒๐๔-จ-๐๐๐๕
๖) นางสาวจินดา โชจุลธรรม	ทะเบียนเลขที่ ว-๒๐๔-จ-๐๐๐๖
๗) นางสาวสาวิตรี น้อยเสงี่ยม	ทะเบียนเลขที่ ว-๒๐๔-จ-๐๐๐๗
๘) นางสาวชณัฐกาญจน์ อิ่มชม	ทะเบียนเลขที่ ว-๒๐๔-จ-๐๐๐๘
๙) นางสาวนรินทร์ สายเส็ง	ทะเบียนเลขที่ ว-๒๐๔-จ-๐๐๐๙
๑๐) นางสาวนันทวดี สมบูรณ์	ทะเบียนเลขที่ ว-๒๐๔-จ-๐๐๑๐
๑๑) นางสาวศรัณยา เฉลิมธำรงค์	ทะเบียนเลขที่ ว-๒๐๔-จ-๐๐๑๑
๑๒) นางสาวธัญญธร มงคลจิรวุฒิ	ทะเบียนเลขที่ ว-๒๐๔-จ-๐๐๑๒
๑๓) นางสาวศิริลักษณ์ บุนนาค	ทะเบียนเลขที่ ว-๒๐๔-จ-๐๐๑๓
๑๔) นายนพพงศ์ จันทรุพันธุ์	ทะเบียนเลขที่ ว-๒๐๔-จ-๐๐๑๔
๑๕) นายนรเศรษฐ์ โกมาลย์	ทะเบียนเลขที่ ว-๒๐๔-จ-๐๐๑๕
๑๖) นายธันวา จริยา	ทะเบียนเลขที่ ว-๒๐๔-จ-๐๐๑๖
๑๗) นางสาวเกศรินทร์ แก้วมั่น	ทะเบียนเลขที่ ว-๒๐๔-จ-๐๐๑๗
๑๘) นางสาวสุวิมล ชัยเรืองวุฒิ	ทะเบียนเลขที่ ว-๒๐๔-จ-๐๐๑๘
๑๙) นางสาวสุชาดา ธรรมถาวร	ทะเบียนเลขที่ ว-๒๐๔-จ-๐๐๑๙
๒๐) นางสาวเปมิกา ชัยเดชชนกุล	ทะเบียนเลขที่ ว-๒๐๔-จ-๐๐๒๐
๒๑) นางสาวศศิธร หมู่สวัสดิ์	ทะเบียนเลขที่ ว-๒๐๔-จ-๐๐๒๑
๒๒) นางสาวเสาวลักษณ์ ภู่นภาอำพร	ทะเบียนเลขที่ ว-๒๐๔-จ-๐๐๒๒
๒๓) นายอภิสิทธิ์ สิงหา	ทะเบียนเลขที่ ว-๒๐๔-จ-๐๐๒๓
๒๔) นายศักดิ์สิทธิ์ ไพศาลพิสุทธิ์	ทะเบียนเลขที่ ว-๒๐๔-จ-๐๐๒๔
๒๕) ว่าที่ร้อยตรีหญิง พรรณิภา ขำเจริญ	ทะเบียนเลขที่ ว-๒๐๔-จ-๐๐๒๕
๒๖) นางจิลดา คำภูแก้ว	ทะเบียนเลขที่ ว-๒๐๔-จ-๐๐๒๖
๒๗) นางสาวอรวรรณ รักยง	ทะเบียนเลขที่ ว-๒๐๔-จ-๐๐๒๗
๒๘) นางสาวนพรัตน์ แย้มกรานต์	ทะเบียนเลขที่ ว-๒๐๔-จ-๐๐๒๘
๒๙) นายจุลเดช วารินทร์	ทะเบียนเลขที่ ว-๒๐๔-จ-๐๐๒๙
๓๐) นางสาวดายุรัตน์ ร้องคำ	ทะเบียนเลขที่ ว-๒๐๔-จ-๐๐๓๐
๓๑) นายพรมมี ศรีปัดเนตร	ทะเบียนเลขที่ ว-๒๐๔-จ-๐๐๓๑
๓๒) นายอุทิศ อุ่นสิม	ทะเบียนเลขที่ ว-๒๐๔-จ-๐๐๓๒
๓๓) ว่าที่ร้อยตรี เฉลิมเกียรติ อมรศรีเสริม	ทะเบียนเลขที่ ว-๒๐๔-จ-๐๐๓๓
๓๔) นางสาววริยา สร้างนา	ทะเบียนเลขที่ ว-๒๐๔-จ-๐๐๓๔
๓๕) นายอนุพงศ์ รัตนศรีประเสริฐ	ทะเบียนเลขที่ ว-๒๐๔-จ-๐๐๓๕

๓๖) นางสาวจุฑารัตน์...

๓๖) นางสาวจุฑารัตน์ โอนสันเทียะ	ทะเบียนเลขที่ ว-๒๐๔-จ-๐๐๓๖
๓๗) นางสาวจารุวรรณ พิมพ์อภิกฤดิยา	ทะเบียนเลขที่ ว-๒๐๔-จ-๐๐๓๗
๓๘) นางสาวปรางค์ทิพย์ กิจไพศาลศักดิ์	ทะเบียนเลขที่ ว-๒๐๔-จ-๐๐๓๘
๓๙) นางสาวเตือนใจ ทางกลาง	ทะเบียนเลขที่ ว-๒๐๔-จ-๐๐๓๙
๔๐) นางสาวจิราพร ศิริเวช	ทะเบียนเลขที่ ว-๒๐๔-จ-๐๐๔๐
๔๑) นายวรากร ผูกรักษ์	ทะเบียนเลขที่ ว-๒๐๔-จ-๐๐๔๑
๔๒) นายหนง วิริยะสหกิจ	ทะเบียนเลขที่ ว-๒๐๔-จ-๐๐๔๒
๔๓) นายธนิต เจนจบ	ทะเบียนเลขที่ ว-๒๐๔-จ-๐๐๔๓
๔๔) นายคณิศร ชำเพชร	ทะเบียนเลขที่ ว-๒๐๔-จ-๐๐๔๔
๔๕) นายภูวิช พรหมสะอาด	ทะเบียนเลขที่ ว-๒๐๔-จ-๐๐๔๕
๔๖) นายธนเดช โภคาพิพัฒน์	ทะเบียนเลขที่ ว-๒๐๔-จ-๐๐๔๖
๔๗) นายชวฤทธิ์ วงษ์จันทร์	ทะเบียนเลขที่ ว-๒๐๔-จ-๐๐๔๗
๔๘) นายอาทิตย์ ศรีเสน	ทะเบียนเลขที่ ว-๒๐๔-จ-๐๐๔๘
๔๙) นายเจษดินทร์ คงศักดิไทย	ทะเบียนเลขที่ ว-๒๐๔-จ-๐๐๔๙
๕๐) นายจรัส บุญยิ่ง	ทะเบียนเลขที่ ว-๒๐๔-จ-๐๐๕๐
๕๑) นายธนาณัติ เอนก	ทะเบียนเลขที่ ว-๒๐๔-จ-๐๐๕๑
๕๒) นายอภิวัฒน์ ทุมหนู	ทะเบียนเลขที่ ว-๒๐๔-จ-๐๐๕๒
๕๓) นางสาวสุภาพวัญ มาก	ทะเบียนเลขที่ ว-๒๐๔-จ-๐๐๕๓
๕๔) นางสาวทัตพร ชวาลสมบูรณ์	ทะเบียนเลขที่ ว-๒๐๔-จ-๐๐๕๔
๕๕) นางสาวธิติมา บุญเพ็ง	ทะเบียนเลขที่ ว-๒๐๔-จ-๐๐๕๕
๕๖) นางสาวภานุมาศ นามวัดน์	ทะเบียนเลขที่ ว-๒๐๔-จ-๐๐๕๖
๕๗) นางสาวอุไรรัตน์ ทึงสร้างแป้น	ทะเบียนเลขที่ ว-๒๐๔-จ-๐๐๕๗
๕๘) นายธีรวัฒน์ ปางสุข	ทะเบียนเลขที่ ว-๒๐๔-จ-๐๐๕๘
๕๙) นายอิทธิพล ยะโส	ทะเบียนเลขที่ ว-๒๐๔-จ-๐๐๕๙
๖๐) นายประพจน์ วรรณชูชัย	ทะเบียนเลขที่ ว-๒๐๔-จ-๐๐๖๐
๖๑) นายชยธร พวงทิพย์	ทะเบียนเลขที่ ว-๒๐๔-จ-๐๐๖๑
๖๒) นางสาวกนกวรรณ จันทบาล	ทะเบียนเลขที่ ว-๒๐๔-จ-๐๐๖๒
๖๓) นายสิทธิโชค ธงเงิน	ทะเบียนเลขที่ ว-๒๐๔-จ-๐๐๖๓
๖๔) นางศิลาวรรณ ใจบุญ	ทะเบียนเลขที่ ว-๒๐๔-จ-๐๐๖๔
๖๕) นางสาวพรรณธิดา พุ่มคง	ทะเบียนเลขที่ ว-๒๐๔-จ-๐๐๖๕
๖๖) นายนวภัทร ศรีวิริยะ	ทะเบียนเลขที่ ว-๒๐๔-จ-๐๐๖๖
๖๗) นายสุวิชา ทองอ่อน	ทะเบียนเลขที่ ว-๒๐๔-จ-๐๐๖๗
๖๘) นายวิญญู บุญตะนัย	ทะเบียนเลขที่ ว-๒๐๔-จ-๐๐๖๘
๖๙) นายสมบูรณ์ บุตรจันทร์	ทะเบียนเลขที่ ว-๒๐๔-จ-๐๐๖๙
๗๐) นายวิรัตน์ ไชยนะรา	ทะเบียนเลขที่ ว-๒๐๔-จ-๐๐๗๐
๗๑) นายนฤเบศน์ เพิ่มพูน	ทะเบียนเลขที่ ว-๒๐๔-จ-๐๐๗๑
๗๒) นายจิรณัฐ ขาวละออ	ทะเบียนเลขที่ ว-๒๐๔-จ-๐๐๗๒
๗๓) นายอัสรี นามบุรี	ทะเบียนเลขที่ ว-๒๐๔-จ-๐๐๗๓
๗๔) นายอัศเรศ จ่อสาว	ทะเบียนเลขที่ ว-๒๐๔-จ-๐๐๗๔

๗๕) นายประเสริฐ...

๗๕) นายประเสริฐ สุระขันธ์ ทะเบียนเลขที่ ว-๒๐๔-จ-๐๐๗๕
๗๖) นายนุกูล จันทร์เนียม ทะเบียนเลขที่ ว-๒๐๔-จ-๐๐๗๖
๗๗) นายพีรพงษ์ ทองคูณปรีดา ทะเบียนเลขที่ ว-๒๐๔-จ-๐๐๗๗
๗๘) นายนฤพล ทองนุช ทะเบียนเลขที่ ว-๒๐๔-จ-๐๐๗๘
๗๙) นายอนุวัฒน์ ม่วงแพร ทะเบียนเลขที่ ว-๒๐๔-จ-๐๐๗๙
๘๐) นายเจตศราวุฒิ ปัตตะมะ ทะเบียนเลขที่ ว-๒๐๔-จ-๐๐๘๐
๘๑) นายกฤษณะ สายวรรณ์ ทะเบียนเลขที่ ว-๒๐๔-จ-๐๐๘๑
๘๒) นายพิชัย บุญยงค์ ทะเบียนเลขที่ ว-๒๐๔-จ-๐๐๘๒
๘๓) นายภานุพงศ์ โฮมวงศ์ ทะเบียนเลขที่ ว-๒๐๔-จ-๐๐๘๓
๘๔) นายสามารถ คุ้มปลี ทะเบียนเลขที่ ว-๒๐๔-จ-๐๐๘๔
๘๕) นายสัญชัย โกศรีนาม ทะเบียนเลขที่ ว-๒๐๔-จ-๐๐๘๕
๘๖) นายณัฐวุฒิ ศรีประเสริฐ ทะเบียนเลขที่ ว-๒๐๔-จ-๐๐๘๖
๘๗) นายชวัลธัช นาคพนม ทะเบียนเลขที่ ว-๒๐๔-จ-๐๐๘๗
๘๘) นายพงศธร ชัยทิพย์ ทะเบียนเลขที่ ว-๒๐๔-จ-๐๐๘๘
๘๙) นายสิทธิโชค ทาสีดา ทะเบียนเลขที่ ว-๒๐๔-จ-๐๐๘๙
๙๐) นายธนากร อินสุดา ทะเบียนเลขที่ ว-๒๐๔-จ-๐๐๙๐
๙๑) นางสาววรณิชชา ชาติวันชัย ทะเบียนเลขที่ ว-๒๐๔-จ-๐๐๙๑
๙๒) นางสาวพิมพ์ตะวัน มินากูล ทะเบียนเลขที่ ว-๒๐๔-จ-๐๐๙๒
๙๓) นางสาวเพชรัตน์ สิงห์สมบุญ ทะเบียนเลขที่ ว-๒๐๔-จ-๐๐๙๓
๙๔) นางสาวชญานิน พรหมจันทร์ ทะเบียนเลขที่ ว-๒๐๔-จ-๐๐๙๔
๙๕) นายกีรติ หวีราช ทะเบียนเลขที่ ว-๒๐๔-จ-๐๐๙๕
๙๖) นายจักริน หมั่นวิชา ทะเบียนเลขที่ ว-๒๐๔-จ-๐๐๙๖
๙๗) นายฉัตรชัย สุขเปีย ทะเบียนเลขที่ ว-๒๐๔-จ-๐๐๙๗
๙๘) นายณรนนท์ ต๊ะทองคำ ทะเบียนเลขที่ ว-๒๐๔-จ-๐๐๙๘
๙๙) นายคุลยพล สนนอก ทะเบียนเลขที่ ว-๒๐๔-จ-๐๐๙๙
๑๐๐) นายทักษ์ดนัย อุบลศรี ทะเบียนเลขที่ ว-๒๐๔-จ-๐๑๐๐
๑๐๑) นายธนศวร นามะกุณณา ทะเบียนเลขที่ ว-๒๐๔-จ-๐๑๐๑
๑๐๒) นายธิติพงศ์ บัวแดง ทะเบียนเลขที่ ว-๒๐๔-จ-๐๑๐๒
๑๐๓) นายนนทชัย อุปถัมภ์ ทะเบียนเลขที่ ว-๒๐๔-จ-๐๑๐๓
๑๐๔) นายนัฐพล คุณสุทธิ์ ทะเบียนเลขที่ ว-๒๐๔-จ-๐๑๐๔
๑๐๕) นายนันทวัฒน์ สาริน ทะเบียนเลขที่ ว-๒๐๔-จ-๐๑๐๕
๑๐๖) นายปิยะนัฐ พลมะศรี ทะเบียนเลขที่ ว-๒๐๔-จ-๐๑๐๖
๑๐๗) นายพงศ์สิริ โสมเขียว ทะเบียนเลขที่ ว-๒๐๔-จ-๐๑๐๗
๑๐๘) นายพีรพัฒน์ กำคำ ทะเบียนเลขที่ ว-๒๐๔-จ-๐๑๐๘
๑๐๙) นายภาณุพงศ์ มานิตย์ ทะเบียนเลขที่ ว-๒๐๔-จ-๐๑๐๙
๑๑๐) นายมงคล ผลาทิพย์ ทะเบียนเลขที่ ว-๒๐๔-จ-๐๑๑๐
๑๑๑) นายสิรินนท์ ทองอั้น ทะเบียนเลขที่ ว-๒๐๔-จ-๐๑๑๑
๑๑๒) นายอเนชา ทันสมัย ทะเบียนเลขที่ ว-๒๐๔-จ-๐๑๑๒
๑๑๓) นายอดิศักดิ์ ผมไผ ทะเบียนเลขที่ ว-๒๐๔-จ-๐๑๑๓

๑๑๔) นายอนันตชัย...

๑๑๔) นายอนันตชัย วีสม ทะเบียนเลขที่ ว-๒๐๔-จ-๐๑๑๔
๑๑๕) นายวรวุธ ดีนัก ทะเบียนเลขที่ ว-๒๐๔-จ-๐๑๑๕
๑๑๖) นายแสงตะวัน นะตะสัต ทะเบียนเลขที่ ว-๒๐๔-จ-๐๑๑๖
๑๑๗) นายยุทธพงศ์ รัตนะ ทะเบียนเลขที่ ว-๒๐๔-จ-๐๑๑๗
๑๑๘) นายชยัณวุฒิ ไชยชะนิจ ทะเบียนเลขที่ ว-๒๐๔-จ-๐๑๑๘
๑๑๙) นายวิศรุต ศรีธรรมมา ทะเบียนเลขที่ ว-๒๐๔-จ-๐๑๑๙
๑๒๐) นายนนทกร เผือกผ่อง ทะเบียนเลขที่ ว-๒๐๔-จ-๐๑๒๐
๑๒๑) นายกำชัย สุทธะ ทะเบียนเลขที่ ว-๒๐๔-จ-๐๑๒๑
๑๒๒) นางสาวณัฐภรณ์ บุญตะนัย ทะเบียนเลขที่ ว-๒๐๔-จ-๐๑๒๒
๑๒๓) นางสาวพัชรินทร์ แสนสร้อย ทะเบียนเลขที่ ว-๒๐๔-จ-๐๑๒๓
๑๒๔) นายไพรวัลย์ เปรี่ยมพิมาย ทะเบียนเลขที่ ว-๒๐๔-จ-๐๑๒๔
๑๒๕) นางสาวศุภมาศ ทองมาก ทะเบียนเลขที่ ว-๒๐๔-จ-๐๑๒๕
๑๒๖) นางสาวลลิตา จิตรสว่าง ทะเบียนเลขที่ ว-๒๐๔-จ-๐๑๒๖
๑๒๗) นางสาวชไมพร เสิกภู่เขียว ทะเบียนเลขที่ ว-๒๐๔-จ-๐๑๒๗
๑๒๘) นางสาวกฤติมาพร คำมีแก่น ทะเบียนเลขที่ ว-๒๐๔-จ-๐๑๒๘
๑๒๙) นางสาวสกุลรัตน์ ภาคภูมิ ทะเบียนเลขที่ ว-๒๐๔-จ-๐๑๒๙
๑๓๐) นางสาวไพรินทร์ ศรีรูปี ทะเบียนเลขที่ ว-๒๐๔-จ-๐๑๓๐
๑๓๑) นางสาวทิพเนตร ผุยปัญญา ทะเบียนเลขที่ ว-๒๐๔-จ-๐๑๓๑
๑๓๒) นางสาวสาธิตา ปานทอง ทะเบียนเลขที่ ว-๒๐๔-จ-๐๑๓๒
๑๓๓) นางสาวอริสา ทองนวล ทะเบียนเลขที่ ว-๒๐๔-จ-๐๑๓๓
๑๓๔) นางสาวอรยา ค้าคล่อง ทะเบียนเลขที่ ว-๒๐๔-จ-๐๑๓๔
๑๓๕) นางสาวชุดาภรณ์ สุนทรสนาน ทะเบียนเลขที่ ว-๒๐๔-จ-๐๑๓๕
๑๓๖) นางสาวอัญชลี คำจันทร์ ทะเบียนเลขที่ ว-๒๐๔-จ-๐๑๓๖
๑๓๗) นายบุญฤทธิ์ เอี่ยมเทศ ทะเบียนเลขที่ ว-๒๐๔-จ-๐๑๓๗
๑๓๘) นางสาวศุภรดา ปั้นมยุรา ทะเบียนเลขที่ ว-๒๐๔-จ-๐๑๓๘
๑๓๙) นางสาวพาฤดี คุณนาน ทะเบียนเลขที่ ว-๒๐๔-จ-๐๑๓๙
๑๔๐) นางสาวจิราเจต ฟองดา ทะเบียนเลขที่ ว-๒๐๔-จ-๐๑๔๐
๑๔๑) นางสาวอารยา มีชัย ทะเบียนเลขที่ ว-๒๐๔-จ-๐๑๔๑
๑๔๒) นางสาววิชชุดา นาคผจญ ทะเบียนเลขที่ ว-๒๐๔-จ-๐๑๔๒
๑๔๓) นางสาวนันทิยา จันทะลุน ทะเบียนเลขที่ ว-๒๐๔-จ-๐๑๔๓
๑๔๔) นายกิตติพงศ์ แซ่ลี้ ทะเบียนเลขที่ ว-๒๐๔-จ-๐๑๔๔
๑๔๕) นายอนุวัติ ภูถวิล ทะเบียนเลขที่ ว-๒๐๔-จ-๐๑๔๕
๑๔๖) นายธีรพล แสงทอง ทะเบียนเลขที่ ว-๒๐๔-จ-๐๑๔๖
๑๔๗) นายศักดิ์พิพัฒน์ บุญมั่น ทะเบียนเลขที่ ว-๒๐๔-จ-๐๑๔๗
๑๔๘) นายฐิติวัลค์ เอมอุไร ทะเบียนเลขที่ ว-๒๐๔-จ-๐๑๔๘
๑๔๙) นายชัยณรงค์ ศรีบุรินทร์ ทะเบียนเลขที่ ว-๒๐๔-จ-๐๑๔๙
๑๕๐) นางสาวอัจฉราวรรณ สวนสนอง ทะเบียนเลขที่ ว-๒๐๔-จ-๐๑๕๐
๑๕๑) นางสาวณัฐฐาพร สิงหา ทะเบียนเลขที่ ว-๒๐๔-จ-๐๑๕๑
๑๕๒) นายภีมเรศ แทยมโต ทะเบียนเลขที่ ว-๒๐๔-จ-๐๑๕๒

๑๕๓) นางสาวอุบล...

๑๕๓) นางสาวอุบล เศิกศิริ ทะเบียนเลขที่ ว-๒๐๔-จ-๐๑๕๓
๑๕๔) นางสาวมโนรัตน์ ทองบุตร ทะเบียนเลขที่ ว-๒๐๔-จ-๐๑๕๔
๑๕๕) นายภาคภูมิ แทนไทย ทะเบียนเลขที่ ว-๒๐๔-จ-๐๑๕๕
๑๕๖) นางสาวสุภาณัฐ เมล์พ่วง ทะเบียนเลขที่ ว-๒๐๔-จ-๐๑๕๖
๑๕๗) นางสาวพรทิวา สาตาชนม์ ทะเบียนเลขที่ ว-๒๐๔-จ-๐๑๕๗
๑๕๘) นายเอกวิทย์ วันทะนา ทะเบียนเลขที่ ว-๒๐๔-จ-๐๑๕๘
๑๕๙) นายโตรมณฑล พิพย์วรรณ ทะเบียนเลขที่ ว-๒๐๔-จ-๐๑๕๙
๑๖๐) นายจิรเมธ ประเสริฐสิริพงศ์ ทะเบียนเลขที่ ว-๒๐๔-จ-๐๑๖๐
๑๖๑) นายจิรายุส เกษมสุข ทะเบียนเลขที่ ว-๒๐๔-จ-๐๑๖๑
๑๖๒) นายจีรศักดิ์ ศรีวิชัย ทะเบียนเลขที่ ว-๒๐๔-จ-๐๑๖๒
๑๖๓) นายณัฐกฤษณ์ สะพานแก้ว ทะเบียนเลขที่ ว-๒๐๔-จ-๐๑๖๓
๑๖๔) นายบูรณศักดิ์ ปะทิ ทะเบียนเลขที่ ว-๒๐๔-จ-๐๑๖๔
๑๖๕) นายปัณณวิชญ์ เสมอทรัพย์ ทะเบียนเลขที่ ว-๒๐๔-จ-๐๑๖๕
๑๖๖) นายพิชญุพงษ์ ไชยา ทะเบียนเลขที่ ว-๒๐๔-จ-๐๑๖๖
๑๖๗) นายภัทรพงษ์ มณฑาทอง ทะเบียนเลขที่ ว-๒๐๔-จ-๐๑๖๗
๑๖๘) นายวสันต์ ตรีนกุล ทะเบียนเลขที่ ว-๒๐๔-จ-๐๑๖๘
๑๖๙) นายภาณุเดช เพชรอุด ทะเบียนเลขที่ ว-๒๐๔-จ-๐๑๖๙
๑๗๐) นายอนุกูล วิละแสง ทะเบียนเลขที่ ว-๒๐๔-จ-๐๑๗๐
๑๗๑) นายภัทรพงษ์ มีสุข ทะเบียนเลขที่ ว-๒๐๔-จ-๐๑๗๑
๑๗๒) นางสาวนุชรี ลีละทีป ทะเบียนเลขที่ ว-๒๐๔-จ-๐๑๗๒
๑๗๓) นางสาวสุภาวดี โกศรีนาม ทะเบียนเลขที่ ว-๒๐๔-จ-๐๑๗๓
๑๗๔) นางสาวอรณิช เทียนดำ ทะเบียนเลขที่ ว-๒๐๔-จ-๐๑๗๔
๑๗๕) นางสาวพรเพ็ญ ชอบสอน ทะเบียนเลขที่ ว-๒๐๔-จ-๐๑๗๕
๑๗๖) นางสาววันวิสา ขอนพิกุล ทะเบียนเลขที่ ว-๒๐๔-จ-๐๑๗๖
๑๗๗) นางสาวอรวรรณ เถาร์ทอง ทะเบียนเลขที่ ว-๒๐๔-จ-๐๑๗๗
๑๗๘) นางสาวอัยย์ลิณ เมอร์วิณณ์ ทะเบียนเลขที่ ว-๒๐๔-จ-๐๑๗๘
๑๗๙) นางสาววริสรา คุ่ยครอง ทะเบียนเลขที่ ว-๒๐๔-จ-๐๑๗๙
๑๘๐) นายวุฒิกร ศิริวรรณ ทะเบียนเลขที่ ว-๒๐๔-จ-๐๑๘๐
๑๘๑) นางสาวจารุวรรณ กระจ่างพันธุ์ ทะเบียนเลขที่ ว-๒๐๔-จ-๐๑๘๑

สิ่งที่ส่งมาด้วย ๓

เอกสารแนบท้ายหนังสือรับต่ออายุขึ้นทะเบียนห้องปฏิบัติการวิเคราะห์เอกชน
บริษัท เอแอลเอส แลบอราทอรี กรุ๊ป (ประเทศไทย) จำกัด เลขทะเบียน ว-๒๐๔
ที่ อก ๐๓๑๐(๑)/ ๑๖๑๖๘ ลงวันที่ ๒๐ พฤศจิกายน ๒๕๖๖

ค. ขอบข่ายสารมลพิษที่ได้รับขึ้นทะเบียนจากกรมโรงงานอุตสาหกรรม จำนวน ๓๗๕ รายการ

น้ำเสีย จำนวน 60 รายการ

ลำดับที่	สารมลพิษ	วิธีวิเคราะห์
1	Aldicarb	High-Performance Liquid Chromatographic Method[4]
2	Aldicarb Sulfone	High-Performance Liquid Chromatographic Method[4]
3	Aldicarb Sulfoxide	High-Performance Liquid Chromatographic Method[4]
4	Aldrin	Liquid-Liquid Extraction, Gas Chromatographic/ Mass Spectrometric Method[4]
5	Arsenic	1) Digestion, Inductively Coupled Plasma Method[4] 2) Digestion, Inductively Coupled Plasma/ Mass Spectrometric Method[4]
6	Barium	1) Digestion, Inductively Coupled Plasma Method[4] 2) Digestion, Inductively Coupled Plasma/ Mass Spectrometric Method[4]
7	α-BHC	Liquid-Liquid Extraction, Gas Chromatographic/ Mass Spectrometric Method[4]
8	β-BHC	Liquid-Liquid Extraction, Gas Chromatographic/ Mass Spectrometric Method[4]
9	δ-BHC	Liquid-Liquid Extraction, Gas Chromatographic/ Mass Spectrometric Method[4]
10	γ-BHC	Liquid-Liquid Extraction, Gas Chromatographic/ Mass Spectrometric Method[4]
11	Biochemical Oxygen Demand	1) 5-Day BOD Test, Azide Modification Method[4] 2) 5-Day BOD Test, Membrane Electrode Method[4]
12	Carbaryl	High-Performance Liquid Chromatographic Method[4]
13	Carbofuran	High-Performance Liquid Chromatographic Method[4]
14	Cadmium	1) Digestion, Inductively Coupled Plasma Method[4] 2) Digestion, Inductively Coupled Plasma/ Mass Spectrometric Method[4]
15	Chemical Oxygen Demand	1) Closed Reflux, Colorimetric Method[4] 2) Closed Reflux, Tritimetric Method[4]
16	Chlordane	Liquid-Liquid Extraction, Gas Chromatographic/ Mass Spectrometric Method[4]
17	Chromium	1) Digestion, Inductively Coupled Plasma Method[4] 2) Digestion, Inductively Coupled Plasma/ Mass Spectrometric Method[4]
18	Color	ADMI Weighted-Ordinate Spectrophotometric Method[4]

19 Copper...

ลำดับที่	สารมลพิษ	วิธีวิเคราะห์
19	Copper	1) Digestion, Inductively Coupled Plasma Method[6] 2) Digestion, Inductively Coupled Plasma/ Mass Spectrometric Method[6]
20	Cyanide	Distillation, Colorimetric Method[4]
21	2,4´-DDD	Liquid-Liquid Extraction, Gas Chromatographic/ Mass Spectrometric Method[6]
22	4,4´-DDD	Liquid-Liquid Extraction, Gas Chromatographic/ Mass Spectrometric Method[6]
23	2,4´-DDE	Liquid-Liquid Extraction, Gas Chromatographic/ Mass Spectrometric Method[6]
24	4,4´-DDE	Liquid-Liquid Extraction, Gas Chromatographic/ Mass Spectrometric Method[6]
25	2,4´-DDT	Liquid-Liquid Extraction, Gas Chromatographic/ Mass Spectrometric Method[6]
26	4,4´-DDT	Liquid-Liquid Extraction, Gas Chromatographic/ Mass Spectrometric Method[6]
27	Dieldrin	Liquid-Liquid Extraction, Gas Chromatographic/ Mass Spectrometric Method[6]
28	Endosulfan Sulfate	Liquid-Liquid Extraction, Gas Chromatographic/ Mass Spectrometric Method[6]
29	Endosulfan I	Liquid-Liquid Extraction, Gas Chromatographic/ Mass Spectrometric Method[6]
30	Endosulfan II	Liquid-Liquid Extraction, Gas Chromatographic/ Mass Spectrometric Method[6]
31	Endrin	Liquid-Liquid Extraction, Gas Chromatographic/ Mass Spectrometric Method[6]
32	Endrin Aldehyde	Liquid-Liquid Extraction, Gas Chromatographic/ Mass Spectrometric Method[6]
33	Formaldehyde	Distillation, Colorimetric Method[3]
34	Free Chlorine	1) DPD Ferrous Titrimetric Method[4] 2) DPD Colorimetric Method[4]
35	Heptachlor	Liquid-Liquid Extraction, Gas Chromatographic/ Mass Spectrometric Method[6]
36	Heptachlor Epoxide	Liquid-Liquid Extraction, Gas Chromatographic/ Mass Spectrometric Method[6]
37	Hexavalent Chromium	Colorimetric Method[4]
38	3-Hydroxycarbofuran	High-Performance Liquid Chromatographic Method[4]
39	Lead	1) Digestion, Inductively Coupled Plasma Method[6] 2) Digestion, Inductively Coupled Plasma/ Mass Spectrometric Method[6]

40 Manganese...

ลำดับที่	สารมลพิษ	วิธีวิเคราะห์
40	Manganese	1) Digestion, Inductively Coupled Plasma Method[6] 2) Digestion, Inductively Coupled Plasma/ Mass Spectrometric Method[6]
41	Mercury	1) Digestion, Cold-Vapor Atomic Absorption Spectrometric Method[6] 2) Digestion, Inductively Coupled Plasma/ Mass spectrometric Method[6]
42	Methiocarb	High-Performance Liquid Chromatographic Method[4]
43	Methoxychlor	Liquid-Liquid Extraction, Gas Chromatographic/ Mass Spectrometric Method[6]
44	Methomyl	High-Performance Liquid Chromatographic Method[4]
45	Nickel	1) Digestion, Inductively Coupled Plasma Method[6] 2) Digestion, Inductively Coupled Plasma/ Mass Spectrometric Method[6]
46	Oil & Grease	1) Liquid-Liquid, Partition-Gravimetric Method[6] 2) Soxhlet Extraction Method[4]
47	Oxamyl	High-Performance Liquid Chromatographic Method[4]
48	Propoxur	High-Performance Liquid Chromatographic Method[4]
49	pH	Electrometric Method[4]
50	Phenols	1) Distillation, Chloroform Extraction Method[6] 2) Distillation, Direct Photometric Method[4]
51	Selenium	1) Digestion, Inductively Coupled Plasma Method[6] 2) Digestion, Inductively Coupled Plasma/ Mass Spectrometric Method[6]
52	Sulfide	Iodometric Method[4]
53	Temperature	Laboratory and Field Methods[4]
54	Total Dissolved Solids	Dried at 180 ^{o}C[4]
55	Total Kjeldahl Nitrogen	Semi-Micro Kjeldahl Method[4]
56	Total Phosphorous	Digestion, Colorimetric Method[4]
57	Total Suspended Solids	Dried from 103-105 ^{o}C[4]
58	Toxaphene	Liquid-Liquid Extraction, Gas Chromatographic/ Mass Spectrometric Method[6]
59	Trivalent Chromium	1) Digestion, Inductively Coupled Plasma Method; Colorimetric Method; Calculation[4] 2) Digestion, Inductively Coupled Plasma/ Mass Spectrometric Method; Colorimetric Method; Calculation[4]
60	Zinc	1) Digestion, Inductively Coupled Plasma Method[6] 2) Digestion, Inductively Coupled Plasma/Mass Spectrometric Method[6]

น้ำใต้ดิน...

น้ำใต้ดิน จำนวน 126 รายการ

ลำดับที่	สารมลพิษ	วิธีวิเคราะห์
1	Acenaphthene	Liquid-Liquid Extraction, Gas Chromatographic/ Mass Spectrometric Method[6]
2	Acetone	Purge and Trap, Gas Chromatographic/ Mass Spectrometric Method[6]
3	Aldrin	Liquid-Liquid Extraction, Gas Chromatographic/ Mass Spectrometric Method[6]
4	Anthracene	Liquid-Liquid Extraction, Gas Chromatographic/ Mass Spectrometric Method[6]
5	Antimony	1) Digestion, Inductively Coupled Plasma Method[6] 2) Digestion, Inductively Coupled Plasma/ Mass Spectrometric Method[6]
6	Arsenic	1) Digestion, Inductively Coupled Plasma Method[6] 2) Digestion, Inductively Coupled Plasma/ Mass Spectrometric Method[6]
7	Atrazine	Liquid-Liquid Extraction, Gas Chromatographic/ Mass Spectrometric Method[6]
8	Barium	1) Digestion, Inductively Coupled Plasma Method[6] 2) Digestion, Inductively Coupled Plasma/ Mass Spectrometric Method[6]
9	Benz(a)anthracene	Liquid-Liquid Extraction, Gas Chromatographic/ Mass Spectrometric Method[6]
10	Benzene	Purge and Trap, Gas Chromatographic/ Mass Spectrometric Method[6]
11	Benzo(b)fluoranthene	Liquid-Liquid Extraction, Gas Chromatographic/ Mass Spectrometric Method[6]
12	Benzo(k)fluoranthene	Liquid-Liquid Extraction, Gas Chromatographic/ Mass Spectrometric Method[6]
13	Benzoic Acid	Liquid-Liquid Extraction, Gas Chromatographic/ Mass Spectrometric Method[6]
14	Benzo(a)pyrene	Liquid-Liquid Extraction, Gas Chromatographic/ Mass Spectrometric Method[6]
15	Benzo[g,h,i]perylene	Liquid-Liquid Extraction, Gas Chromatographic/ Mass Spectrometric Method[6]
16	Beryllium	1) Digestion, Inductively Coupled Plasma Method[6] 2) Digestion, Inductively Coupled Plasma/ Mass Spectrometric Method[6]
17	Bis(2-chloroethyl)ether	Liquid-Liquid Extraction, Gas Chromatographic/ Mass Spectrometric Method[6]

18 Bis(2-ethylhexyl)phthalate...

ลำดับที่	สารมลพิษ	วิธีวิเคราะห์
18	Bis(2-ethylhexyl)phthalate	Liquid-Liquid Extraction, Gas Chromatographic/ Mass Spectrometric Method[6]
19	Bromodichloromethane	Purge and Trap, Gas Chromatographic/ Mass Spectrometric Method[6]
20	Bromoform	Purge and Trap, Gas Chromatographic/ Mass Spectrometric Method[6]
21	Butanol	Purge and Trap, Gas Chromatographic/ Mass Spectrometric Method[6]
22	Butyl benzyl phthalate	Liquid-Liquid Extraction, Gas Chromatographic/ Mass Spectrometric Method[6]
23	Cadmium	1) Digestion, Inductively Coupled Plasma Method[6] 2) Digestion, Inductively Coupled Plasma/ Mass Spectrometric Method[6]
24	Carbazole	Liquid-Liquid Extraction, Gas Chromatographic/ Mass Spectrometric Method[6]
25	Carbon disulfide	Purge and Trap, Gas Chromatographic/ Mass Spectrometric Method[6]
26	Carbon tetrachloride	Purge and Trap, Gas Chromatographic/ Mass Spectrometric Method[6]
27	Chlordane	Liquid-Liquid Extraction, Gas Chromatographic/ Mass Spectrometric Method[6]
28	p-Chloroaniline	Liquid-Liquid Extraction, Gas Chromatographic/ Mass Spectrometric Method[6]
29	Chlorobenzene	Purge and Trap, Gas Chromatographic/ Mass Spectrometric Method[6]
30	Chlorodibromomethane	Purge and Trap, Gas Chromatographic/ Mass Spectrometric Method[6]
31	Chloroform	Purge and Trap, Gas Chromatographic/ Mass Spectrometric Method[6]
32	2-Chlorophenol	Liquid-Liquid Extraction, Gas Chromatographic/ Mass Spectrometric Method[6]
33	Chromium	1) Digestion, Inductively Coupled Plasma Method[6] 2) Digestion, Inductively Coupled Plasma/ Mass Spectrometric Method[6]
34	Chromium (III)	1) Digestion, Inductively Coupled Plasma Method; Colorimetric Method; Calculation[4] 2) Digestion, Inductively Coupled Plasma/ Mass Spectrometric Method; Colorimetric Method; Calculation[4]
35	Chromium (VI)	Colorimetric Method[4]

36 Chrysene...

ลำดับที่	สารมลพิษ	วิธีวิเคราะห์
36	Chrysene	Liquid-Liquid Extraction, Gas Chromatographic/ Mass Spectrometric Method[4]
37	Cyanide	Distillation, Colorimetric Method[4]
38	2,4-D	Liquid-Liquid Extraction, Gas Chromatographic/ Mass Spectrometric Method[4]
39	DDD	Liquid-Liquid Extraction, Gas Chromatographic/ Mass Spectrometric Method[4]
40	DDE	Liquid-Liquid Extraction, Gas Chromatographic/ Mass Spectrometric Method[4]
41	DDT	Liquid-Liquid Extraction, Gas Chromatographic/ Mass Spectrometric Method[4]
42	Dibenz(a,h)anthracene	Liquid-Liquid Extraction, Gas Chromatographic/ Mass Spectrometric Method[4]
43	Di-n-Butyl Phthalate	Liquid-Liquid Extraction, Gas Chromatographic/ Mass Spectrometric Method[4]
44	1,2-Dichlorobenzene	Purge and Trap, Gas Chromatographic/ Mass Spectrometric Method[4]
45	1,3-Dichlorobenzene	Purge and Trap, Gas Chromatographic/ Mass Spectrometric Method[4]
46	1,4-Dichlorobenzene	Purge and Trap, Gas Chromatographic/ Mass Spectrometric Method[4]
47	3,3-Dichlorobenzidine	Liquid-Liquid Extraction, Gas Chromatographic/ Mass Spectrometric Method[4]
48	1,1-Dichloroethane	Purge and Trap, Gas Chromatographic/ Mass Spectrometric Method[4]
49	1,2-Dichloroethane	Purge and Trap, Gas Chromatographic/ Mass Spectrometric Method[4]
50	1,1-Dichloroethylene	Purge and Trap, Gas Chromatographic/ Mass Spectrometric Method[4]
51	cis-1,2-Dichloroethylene	Purge and Trap, Gas Chromatographic/ Mass Spectrometric Method[4]
52	trans-1,2-Dichloroethylene	Purge and Trap, Gas Chromatographic/ Mass Spectrometric Method[4]
53	2,4-Dichlorophenol	Liquid-Liquid Extraction, Gas Chromatographic/ Mass Spectrometric Method[4]
54	1,2-Dichloropropane	Purge and Trap, Gas Chromatographic/ Mass Spectrometric Method[4]
55	1,3-Dichloropropane	Purge and Trap, Gas Chromatographic/ Mass Spectrometric Method[4]

56 1,3-Dichloropropene...

ลำดับที่	สารมลพิษ	วิธีวิเคราะห์
56	1,3-Dichloropropene	Purge and Trap, Gas Chromatographic/ Mass Spectrometric Method[4]
57	Dieldrin	Liquid-Liquid Extraction, Gas Chromatographic/ Mass Spectrometric Method[4]
58	Diethyl Phthalate	Liquid-Liquid Extraction, Gas Chromatographic/ Mass Spectrometric Method[4]
59	2,4-Dimethylphenol	Liquid-Liquid Extraction, Gas Chromatographic/ Mass Spectrometric Method[4]
60	2,4-Dinitrophenol	Liquid-Liquid Extraction, Gas Chromatographic/ Mass Spectrometric Method[4]
61	2,4-Dinitrotoluene	Liquid-Liquid Extraction, Gas Chromatographic/ Mass Spectrometric Method[4]
62	2,6-Dinitrotoluene	Liquid-Liquid Extraction, Gas Chromatographic/ Mass Spectrometric Method[4]
63	Di-n-octyl phthalate	Liquid-Liquid Extraction, Gas Chromatographic/ Mass Spectrometric Method[4]
64	Endosulfan	Liquid-Liquid Extraction, Gas Chromatographic/ Mass Spectrometric Method[4]
65	Endrin	Liquid-Liquid Extraction, Gas Chromatographic/ Mass Spectrometric Method[4]
66	Ethylbenzene	Purge and Trap, Gas Chromatographic/ Mass Spectrometric Method[4]
67	Fluoranthene	Liquid-Liquid Extraction, Gas Chromatographic/ Mass Spectrometric Method[4]
68	Fluorene	Liquid-Liquid Extraction, Gas Chromatographic/ Mass Spectrometric Method[4]
69	Heptachlor	Liquid-Liquid Extraction, Gas Chromatographic/ Mass Spectrometric Method[4]
70	Heptachlor epoxide	Liquid-Liquid Extraction, Gas Chromatographic/ Mass Spectrometric Method[4]
71	Hexachlorobenzene	Liquid-Liquid Extraction, Gas Chromatographic/ Mass Spectrometric Method[4]
72	Hexachloro-1,3-butadiene	Purge and Trap, Gas Chromatographic/ Mass Spectrometric Method[4]
73	n-Hexane	Purge and Trap, Gas Chromatographic/ Mass Spectrometric Method[4]
74	α-HCH	Liquid-Liquid Extraction, Gas Chromatographic/ Mass Spectrometric Method[4]
75	β-HCH	Liquid-Liquid Extraction, Gas Chromatographic/ Mass Spectrometric Method[4]

76 γ-HCH...

ลำดับที่	สารมลพิษ	วิธีวิเคราะห์
76	γ-HCH	Liquid-Liquid Extraction, Gas Chromatographic/ Mass Spectrometric Method[4]
77	Hexachlorocyclopentadiene	Liquid-Liquid Extraction, Gas Chromatographic/ Mass Spectrometric Method[4]
78	Hexachloroethane	Liquid-Liquid Extraction, Gas Chromatographic/ Mass Spectrometric Method[4]
79	Indeno(1,2,3-cd)pyrene	Liquid-Liquid Extraction, Gas Chromatographic/ Mass Spectrometric Method[4]
80	Isophorone	Liquid-Liquid Extraction, Gas Chromatographic/ Mass Spectrometric Method[4]
81	Lead	1) Digestion, Inductively Coupled Plasma Method[4] 2) Digestion, Inductively Coupled Plasma/ Mass Spectrometric Method[4]
82	Manganese	1) Digestion, Inductively Coupled Plasma Method[4] 2) Digestion, Inductively Coupled Plasma/ Mass Spectrometric Method[4]
83	Mercury	1) Digestion, Cold Vapor Atomic Absorption Spectrometric Method[4] 2) Digestion, Inductively Coupled Plasma/ Mass Spectrometric Method[4]
84	Methanol	Purge and Trap, Gas Chromatographic/ Mass Spectrometric Method[4]
85	Methoxychlor	Liquid-Liquid Extraction, Gas Chromatographic/ Mass Spectrometric Method[4]
86	Methyl bromide	Purge and Trap, Gas Chromatographic/ Mass Spectrometric Method[4]
87	Methylene chloride	Purge and Trap, Gas Chromatographic/ Mass Spectrometric Method[4]
88	2-Methylphenol	Liquid-Liquid Extraction, Gas Chromatographic/ Mass Spectrometric Method[4]
89	2-Methylnapthalene	Liquid-Liquid Extraction, Gas Chromatographic/ Mass Spectrometric Method[4]
90	Methyl tert-butyl Ether	Purge and Trap, Gas Chromatographic/ Mass Spectrometric Method[4]
91	Naphthalene	Liquid-Liquid Extraction, Gas Chromatographic/ Mass Spectrometric Method[4]
92	Nickel	1) Digestion, Inductively Coupled Plasma Method[4] 2) Digestion, Inductively Coupled Plasma/ Mass Spectrometric Method[4]
93	Nitrobenzene	Liquid-Liquid Extraction, Gas Chromatographic/ Mass Spectrometric Method[4]

94 N-Nitrosodiphenylamine...

ลำดับที่	สารมลพิษ	วิธีวิเคราะห์
94	N-Nitrosodiphenylamine	Liquid-Liquid Extraction, Gas Chromatographic/ Mass Spectrometric Method[4]
95	N-Nitrosodi-n-Propylamine	Liquid-Liquid Extraction, Gas Chromatographic/ Mass Spectrometric Method[4]
96	Polychlorinated Biphenyls - PCB 1016 - PCB 1221 - PCB 1232 - PCB 1242 - PCB 1248 - PCB 1254 - PCB 1260	Liquid-Liquid Extraction, Gas Chromatographic/ Mass Spectrometric Method[4]
97	Pentachlorophenol	Liquid-Liquid Extraction, Gas Chromatographic/ Mass Spectrometric Method[4]
98	pH	Electrometric Method[4]
99	Phenanthrene	Liquid-Liquid Extraction, Gas Chromatographic/ Mass Spectrometric Method[4]
100	Phenol	1) Distillation, Chloroform Extraction Method[4] 2) Distillation, Direct Photometric Method[4] 3) Liquid-Liquid Extraction, Gas Chromatographic/ Mass Spectrometric Method[4]
101	Pyrene	Liquid-Liquid Extraction, Gas Chromatographic/ Mass Spectrometric Method[4]
102	Selenium	1) Digestion, Inductively Coupled Plasma Method[4] 2) Digestion, Inductively Coupled Plasma/ Mass Spectrometric Method[4]
103	Silver	1) Digestion, Inductively Coupled Plasma Method[4] 2) Digestion, Inductively Coupled Plasma/ Mass Spectrometric Method[4]
104	Styrene	Purge and Trap, Gas Chromatographic/ Mass Spectrometric Method[4]
105	1,1,2,2-Tetrachloroethane	Purge and Trap, Gas Chromatographic/ Mass Spectrometric Method[4]
106	Tetrachloroethylene	Purge and Trap, Gas Chromatographic/ Mass Spectrometric Method[4]
107	Toluene	Purge and Trap, Gas Chromatographic/ Mass Spectrometric Method[4]
108	Toxaphene	Liquid-Liquid Extraction, Gas Chromatographic/ Mass Spectrometric Method[4]
109	TPH (C_5-C_8)	Purge and Trap, Gas Chromatographic/ Mass Spectrometric Method[16,25]

110 TPH ($C_{>8}$-C_{16})...

ลำดับที่	สารมลพิษ	วิธีวิเคราะห์
110	TPH ($C_{>8}$-C_{16})	Separatory Funnel Liquid-Liquid Extraction, Gas Chromatographic Method[9,22]
111	TPH ($C_{>16}$-C_{35})	Separatory Funnel Liquid-Liquid Extraction, Gas Chromatographic Method[9,22]
112	1,2,4-Trichlorobenzene	Purge and Trap, Gas Chromatographic/ Mass Spectrometric Method[6]
113	1,1,1-Trichloroethane	Purge and Trap, Gas Chromatographic/ Mass Spectrometric Method[6]
114	1,1,2-Trichloroethane	Purge and Trap, Gas Chromatographic/ Mass Spectrometric Method[6]
115	Trichloroethylene	Purge and Trap, Gas Chromatographic/ Mass Spectrometric Method[6]
116	2,4,5-Trichlorophenol	Liquid-Liquid Extraction, Gas Chromatographic/ Mass Spectrometric Method[6]
117	2,4,6-Trichlorophenol	Liquid-Liquid Extraction, Gas Chromatographic/ Mass Spectrometric Method[6]
118	1,3,5-Trimethylbenzene	Purge and Trap, Gas Chromatographic/ Mass Spectrometric Method[6]
119	Vanadium	1) Digestion, Inductively Coupled Plasma Method[6] 2) Digestion, Inductively Coupled Plasma/ Mass Spectrometric Method[6]
120	Vinyl acetate	Purge and Trap, Gas Chromatographic/ Mass Spectrometric Method[6]
121	Vinyl chloride	Purge and Trap, Gas Chromatographic/ Mass Spectrometric Method[6]
122	m-Xylene	Purge and Trap, Gas Chromatographic/ Mass Spectrometric Method[6]
123	o-Xylene	Purge and Trap, Gas Chromatographic/ Mass Spectrometric Method[6]
124	p-Xylene	Purge and Trap, Gas Chromatographic/ Mass Spectrometric Method[6]
125	Xylene (Total)	Purge and Trap, Gas Chromatographic/ Mass Spectrometric Method[6]
126	Zinc	1) Digestion, Inductively Coupled Plasma Method[6] 2) Digestion, Inductively Coupled Plasma/ Mass Spectrometric Method[6]

อากาศเสีย...

อากาศเสีย (ปล่องระบาย) จำนวน 28 รายการ

ลำดับที่	สารมลพิษ	วิธีวิเคราะห์
1	Antimony	1) Isokinetic Sampling, Digestion, Inductively Coupled Plasma Method[5] 2) Isokinetic Sampling, Digestion, Inductively Coupled Plasma/Mass Spectrometric Method[5]
2	Arsenic	1) Isokinetic Sampling, Digestion, Inductively Coupled Plasma Method[5] 2) Isokinetic Sampling, Digestion, Inductively Coupled Plasma/Mass Spectrometric Method[5]
3	Beryllium	1) Isokinetic Sampling, Digestion, Inductively Coupled Plasma Method[5] 2) Isokinetic Sampling, Digestion, Inductively Coupled Plasma/Mass Spectrometric Method[5]
4	Cadmium	1) Isokinetic Sampling, Digestion, Inductively Coupled Plasma Method[5] 2) Isokinetic Sampling, Digestion, Inductively Coupled Plasma/Mass Spectrometric Method[5]
5	Carbon Monoxide	1) Instrumental Analyzer Method[5] 2) Sampling Bag Non-Dispersive Infrared Method[5]
6	Chlorine	1) Absorption Sampling, Ion Chromatographic Method[5] 2) Isokinetic Sampling, Ion Chromatographic Method [5]
7	Chromium	1) Isokinetic Sampling, Digestion, Inductively Coupled Plasma Method[5] 2) Isokinetic Sampling, Digestion, Inductively Coupled Plasma/Mass Spectrometric Method[5]
8	Cobalt	1) Isokinetic Sampling, Digestion, Inductively Coupled Plasma Method[5] 2) Isokinetic Sampling, Digestion, Inductively Coupled Plasma/Mass Spectrometric Method[5]
9	Copper	1) Isokinetic Sampling, Digestion, Inductively Coupled Plasma Method[5] 2) Isokinetic Sampling, Digestion, Inductively Coupled Plasma/Mass Spectrometric Method[5]
10	Cresol	Adsorption Sampling, Gas Chromatographic Method[5]
11	Dioxins	Isokinetic Sampling[5]
12	Hydrogen Chloride	1) Absorption Sampling, Ion Chromatographic Method[5] 2) Isokinetic Sampling, Ion Chromatographic Method[5]
13	Hydrogen Fluoride	1) Absorption Sampling, Ion Chromatographic Method[5] 2) Isokinetic Sampling, Ion Chromatographic Method[5]
14	Hydrogen Sulfide	Absorption Sampling, Iodometric Method[5]

15 Lead...

ลำดับที่	สารมลพิษ	วิธีวิเคราะห์
15	Lead	1) Isokinetic Sampling, Digestion, Inductively Coupled Plasma Method[5] 2) Isokinetic Sampling, Digestion, Inductively Coupled Plasma/Mass Spectrometric Method[5]
16	Manganese	1) Isokinetic Sampling, Digestion, Inductively Coupled Plasma Method[5] 2) Isokinetic Sampling, Digestion, Inductively Coupled Plasma/Mass Spectrometric Method[5]
17	Mercury	1) Isokinetic Sampling, Digestion, Cold-Vapor Atomic Absorption Spectrometric Method[5] 2) Isokinetic Sampling, Digestion, Cold-Vapor Atomic Fluorescence Spectrometric Method[5]
18	Nickel	1) Isokinetic Sampling, Digestion, Inductively Coupled Plasma Method[5] 2) Isokinetic Sampling, Digestion, Inductively Coupled Plasma/Mass Spectrometric Method[5]
19	Opacity	Ringelmann's Method[2]
20	Oxides of Nitrogen	1) Absorption Sampling, Phenoldisulfonic Acid Method[5] 2) Absorption Sampling, Alkaline Permanganate/ Colorimetric Method[5] 3) Instrumental Analyzer Method[5]
21	Selenium	1) Isokinetic Sampling, Digestion, Inductively Coupled Plasma Method[5] 2) Isokinetic Sampling, Digestion, Inductively Coupled Plasma/Mass Spectrometric Method[5]
22	Sulfur Dioxide	1) Absorption Sampling, Barium-Thorin Titrimetric Method[5] 2) Instrumental Analyzer Method[5]
23	Sulfuric Acid	Isokinetic Sampling, Barium-Thorin Titrimetric Method[5]
24	Tellurium	1) Isokinetic Sampling, Digestion, Inductively Coupled Plasma Method[5] 2) Isokinetic Sampling, Digestion, Inductively Coupled Plasma/Mass Spectrometric Method[5]
25	Tin	1) Isokinetic Sampling, Digestion, Inductively Coupled Plasma Method[5] 2) Isokinetic Sampling, Digestion, Inductively Coupled Plasma/Mass Spectrometric Method[5]
26	Total Suspended Particulate	1) Isokinetic Sampling, Gravimetric Method[5] 2) Paired Train, Isokinetic Sampling, Gravimetric Method[5]

27 Vanadium...

ลำดับที่	สารมลพิษ	วิธีวิเคราะห์
27	Vanadium	1) Isokinetic Sampling, Digestion, Inductively Coupled Plasma Method[5] 2) Isokinetic Sampling, Digestion, Inductively Coupled Plasma/Mass Spectrometric Method[5]
28	Xylene	Adsorption Sampling, Gas Chromatographic Method[5]

สิ่งปฏิกูลหรือวัสดุที่ไม่ใช้แล้ว จำนวน 35 รายการ

ลำดับที่	สารมลพิษ	วิธีวิเคราะห์
1	Aldrin	1) Waste Extraction, Separatory Funnel Liquid-Liquid Extraction, Gas Chromatographic/Mass Spectrometric Method[1,9,26] 2) Soxhlet Extraction, Gas Chromatographic/ Mass Spectrometric Method[10,26] 3) Automated Soxhlet Extraction, Gas Chromatographic/ Mass Spectrometric Method[11,26]
2	Antimony	1) Waste Extraction, Digestion, Inductively Coupled Plasma Method[1,6,16] 2) Waste Extraction, Digestion, Inductively Coupled Plasma/Mass Spectrometric Method[1,6,17] 3) Digestion, Inductively Coupled Plasma Method[7,16] 4) Digestion, Inductively Coupled Plasma/ Mass Spectrometric Method[7,17]
3	Arsenic	1) Waste Extraction, Digestion, Inductively Coupled Plasma Method[1,6,16] 2) Waste Extraction, Digestion, Inductively Coupled Plasma/Mass Spectrometric Method[1,6,17] 3) Digestion, Inductively Coupled Plasma Method[7,16] 4) Digestion, Inductively Coupled Plasma/ Mass Spectrometric Method[7,17]
4	Barium	1) Waste Extraction, Digestion, Inductively Coupled Plasma Method[1,6,16] 2) Waste Extraction, Digestion, Inductively Coupled Plasma/Mass Spectrometric Method[1,6,17] 3) Digestion, Inductively Coupled Plasma Method[7,16] 4) Digestion, Inductively Coupled Plasma/ Mass Spectrometric Method[7,17]

5 Beryllium...

ลำดับที่	สารมลพิษ	วิธีวิเคราะห์
5	Beryllium	1) Waste Extraction, Digestion, Inductively Coupled Plasma Method[1,6,16] 2) Waste Extraction, Digestion, Inductively Coupled Plasma/Mass Spectrometric Method[1,6,17] 3) Digestion, Inductively Coupled Plasma Method[7,16] 4) Digestion, Inductively Coupled Plasma/ Mass Spectrometric Method[7,17]
6	Cadmium	1) Waste Extraction, Digestion, Inductively Coupled Plasma Method[1,6,16] 2) Waste Extraction, Digestion, Inductively Coupled Plasma/Mass Spectrometric Method[1,6,17] 3) Digestion, Inductively Coupled Plasma Method[7,16] 4) Digestion, Inductively Coupled Plasma/ Mass Spectrometric Method[7,17]
7	Chlordane	1) Waste Extraction, Separatory Funnel Liquid-Liquid Extraction, Gas Chromatographic/Mass Spectrometric Method[1,9,26] 2) Soxhlet Extraction, Gas Chromatographic/ Mass Spectrometric Method[10,26] 3) Automated Soxhlet Extraction, Gas Chromatographic/ Mass Spectrometric Method[11,26]
8	Chromium	1) Waste Extraction, Digestion, Inductively Coupled Plasma Method[1,6,16] 2) Waste Extraction, Digestion, Inductively Coupled Plasma/Mass Spectrometric Method[1,6,17] 3) Digestion, Inductively Coupled Plasma Method[7,16] 4) Digestion, Inductively Coupled Plasma/ Mass Spectrometric Method[7,17]
9	Chromium (III)	1) Waste Extraction, Digestion, Inductively Coupled Plasma Method; Waste Extraction, Colorimetric Method; Calculation Method[1,6,16,19] 2) Waste Extraction, Digestion, Inductively Coupled Plasma/Mass Spectrometric Method; Waste Extraction, Colorimetric Method; Calculation Method[1,6,17,19] 3) Digestion, Inductively Coupled Plasma Method; Alkaline Digestion, Colorimetric Method; Calculation Method[7,8,16,19] 4) Digestion, Inductively Coupled Plasma/ Mass Spectrometric Method; Alkaline Digestion, Colorimetric Method; Calculation Method[7,8, 17,19]

10 Chromium (VI)...

ลำดับที่	สารมลพิษ	วิธีวิเคราะห์
10	Chromium (VI)	1) Waste Extraction, Colorimetric Method[1,6,19] 2) Alkaline Digestion, Colorimetric Method[8,19]
11	Cobalt	1) Waste Extraction, Digestion, Inductively Coupled Plasma Method[1,6,16] 2) Waste Extraction, Digestion, Inductively Coupled Plasma/Mass Spectrometric Method[1,6,17] 3) Digestion, Inductively Coupled Plasma Method[7,16] 4) Digestion, Inductively Coupled Plasma/ Mass Spectrometric Method[7,17]
12	Copper	1) Waste Extraction, Digestion, Inductively Coupled Plasma Method[1,6,16] 2) Waste Extraction, Digestion, Inductively Coupled Plasma/Mass Spectrometric Method[1,6,17] 3) Digestion, Inductively Coupled Plasma Method[7,16] 4) Digestion, Inductively Coupled Plasma/ Mass Spectrometric Method[7,17]
13	2,4-D	1) Waste Extraction, Separatory Funnel Liquid-Liquid Extraction, Gas Chromatographic/Mass Spectrometric Method[1,9,26] 2) Soxhlet Extraction, Gas Chromatographic/ Mass Spectrometric Method[10,26] 3) Automated Soxhlet Extraction, Gas Chromatographic/ Mass Spectrometric Method[11,26]
14	DDD	1) Waste Extraction, Separatory Funnel Liquid-Liquid Extraction, Gas Chromatographic/Mass Spectrometric Method[1,9,26] 2) Soxhlet Extraction, Gas Chromatographic/ Mass Spectrometric Method[10,26] 3) Automated Soxhlet Extraction, Gas Chromatographic/ Mass Spectrometric Method[11,26]
15	DDE	1) Waste Extraction, Separatory Funnel Liquid-Liquid Extraction, Gas Chromatographic/Mass Spectrometric Method[1,9,26] 2) Soxhlet Extraction, Gas Chromatographic/ Mass Spectrometric Method[10,26] 3) Automated Soxhlet Extraction, Gas Chromatographic/ Mass Spectrometric Method[11,26]
16	DDT	1) Waste Extraction, Separatory Funnel Liquid-Liquid Extraction, Gas Chromatographic/Mass Spectrometric Method[1,9,26]

2) Soxhlet...

ลำดับที่	สารมลพิษ	วิธีวิเคราะห์
		2) Soxhlet Extraction, Gas Chromatographic/ Mass Spectrometric Method[10,26] 3) Automated Soxhlet Extraction, Gas Chromatographic/ Mass Spectrometric Method[11,26]
17	Dieldrin	1) Waste Extraction, Separatory Funnel Liquid-Liquid Extraction, Gas Chromatographic/Mass Spectrometric Method[1,9,26] 2) Soxhlet Extraction, Gas Chromatographic/ Mass Spectrometric Method[10,26] 3) Automated Soxhlet Extraction, Gas Chromatographic/ Mass Spectrometric Method[11,26]
18	Endrin	1) Waste Extraction, Separatory Funnel Liquid-Liquid Extraction, Gas Chromatographic/Mass Spectrometric Method[1,9,26] 2) Soxhlet Extraction, Gas Chromatographic/ Mass Spectrometric Method[10,26] 3) Automated Soxhlet Extraction, Gas Chromatographic/ Mass Spectrometric Method[11,26]
19	Heptachlor	1) Waste Extraction, Separatory Funnel Liquid-Liquid Extraction, Gas Chromatographic/Mass Spectrometric Method[1,9,26] 2) Soxhlet Extraction, Gas Chromatographic/ Mass Spectrometric Method[10,26] 3) Automated Soxhlet Extraction, Gas Chromatographic/ Mass Spectrometric Method[11,26]
20	Lead	1) Waste Extraction, Digestion, Inductively Coupled Plasma Method[1,6,16] 2) Waste Extraction, Digestion, Inductively Coupled Plasma/Mass Spectrometric Method[1,6,17] 3) Digestion, Inductively Coupled Plasma Method[7,16] 4) Digestion, Inductively Coupled Plasma/ Mass Spectrometric Method[7,17]
21	Lindane	1) Waste Extraction, Separatory Funnel Liquid-Liquid Extraction, Gas Chromatographic/Mass Spectrometric Method[1,9,26] 2) Soxhlet Extraction, Gas Chromatographic/ Mass Spectrometric Method[10,26] 3) Automated Soxhlet Extraction, Gas Chromatographic/ Mass Spectrometric Method[11,26]

22 Mercury...

ลำดับที่	สารมลพิษ	วิธีวิเคราะห์
22	Mercury	1) Waste Extraction, Digestion, Cold-Vapor Atomic Absorption Spectrometric Method[1,6,20] 2) Waste Extraction, Digestion, Cold-Vapor Atomic Fluorescence Spectrometric Method[1,6,30] 3) Digestion, Cold-Vapor Atomic Absorption Spectrometric Method[20] 4) Digestion, Cold-Vapor Atomic Fluorescence Spectrometric Method[30] 5) Thermal Decomposition Amalgamation and Atomic Absorption Spectrometric Method[21]
23	Methoxychlor	1) Waste Extraction, Separatory Funnel Liquid-Liquid Extraction, Gas Chromatographic/Mass Spectrometric Method[1,9,26] 2) Soxhlet Extraction, Gas Chromatographic/ Mass Spectrometric Method[10,26] 3) Automated Soxhlet Extraction, Gas Chromatographic /Mass Spectrometric Method[11,26]
24	Mirex	1) Waste Extraction, Separatory Funnel Liquid-Liquid Extraction, Gas Chromatographic/Mass Spectrometric Method[1,9,26] 2) Soxhlet Extraction, Gas Chromatographic/ Mass Spectrometric Method[10,26] 3) Automated Soxhlet Extraction, Gas Chromatographic /Mass Spectrometric Method[11,26]
25	Molybdenum	1) Waste Extraction, Digestion, Inductively Coupled Plasma Method[1,6,16] 2) Waste Extraction, Digestion, Inductively Coupled Plasma/Mass Spectrometric Method[1,6,17] 3) Digestion, Inductively Coupled Plasma Method[7,16] 4) Digestion, Inductively Coupled Plasma/ Mass Spectrometric Method[7,17]
26	Nickel	1) Waste Extraction, Digestion, Inductively Coupled Plasma Method[1,6,16] 2) Waste Extraction, Digestion, Inductively Coupled Plasma/Mass Spectrometric Method[1,6,17] 3) Digestion, Inductively Coupled Plasma Method[7,16] 4) Digestion, Inductively Coupled Plasma/ Mass Spectrometric Method[7,17]
27	Polychlorinated biphenyls (PCBs) - Aroclor 1016 - Aroclor 1221 - Aroclor 1232 - Aroclor 1242 - Aroclor 1248 - Aroclor 1254 - Aroclor 1260	1) Waste Extraction, Separatory Funnel Liquid-Liquid Extraction, Gas Chromatographic/Mass Spectrometric Method[1,9,26] 2) Soxhlet Extraction, Gas Chromatographic Method[10,26] 3) Automated Soxhlet Extraction, Gas Chromatographic Method[11,26]

- 2-Chlorobiphenyl...

ลำดับที่	สารมลพิษ	วิธีวิเคราะห์
	- 2-Chlorobiphenyl - 2,3-Dichlorobiphenyl - 2,2',5-Trichlorobiphenyl - 2,4',5-Trichlorobiphenyl - 2,2',3,5'-Tetrachlorobiphenyl - 2,2',5,5'-Tetrachlorobiphenyl - 2,3',4,4'-Tetrachlorobiphenyl - 2,2',3,4,5'-Pentachlorobiphenyl - 2,2',4,5,5'-Pentachlorobiphenyl - 2,3,3',4',6-Pentachlorobiphenyl - 2,2',3,4,4',5'-Hexachlorobiphenyl - 2,2',3,4,5,5'-Hexachlorobiphenyl - 2,2',3,5,5',6-Hexachlorobiphenyl - 2,2',4,4',5,5'-Hexachlorobiphenyl - 2,2',3,3',4,4',5-Heptachlorobiphenyl - 2,2',3,4,4',5,5'-Heptachlorobiphenyl - 2,2',3,4,4',5',6-Heptachlorobiphenyl - 2,2',3,4',5,5',6-Heptachlorobiphenyl - 2,2',3,3',4,4',5,5',6-Nonachlorobiphenyl	
28	Pentachlorophenol	1) Waste Extraction, Separatory Funnel Liquid-Liquid Extraction, Gas Chromatographic/Mass Spectrometric Method[1,9,26] 2) Soxhlet Extraction, Gas Chromatographic/ Mass Spectrometric Method[10,26] 3) Automated Soxhlet Extraction, Gas Chromatographic/ Mass Spectrometric Method[11,26]
29	pH	Electrometric Method[23,24]
30	Selenium	1) Waste Extraction, Digestion, Inductively Coupled Plasma Method[1,6,16] 2) Waste Extraction, Digestion, Inductively Coupled Plasma/Mass Spectrometric Method[1,6,17] 3) Digestion, Inductively Coupled Plasma Method[7,16] 4) Digestion, Inductively Coupled Plasma/ Mass Spectrometric Method[7,17]

ลำดับที่	สารมลพิษ	วิธีวิเคราะห์
31	Silver	1) Waste Extraction, Digestion, Inductively Coupled Plasma Method[1,6,16] 2) Waste Extraction, Digestion, Inductively Coupled Plasma/Mass Spectrometric Method[1,6,17] 3) Digestion, Inductively Coupled Plasma Method[7,16] 4) Digestion, Inductively Coupled Plasma/ Mass Spectrometric Method[7,17]
32	Thallium	1) Waste Extraction, Digestion, Inductively Coupled Plasma Method[1,6,16] 2) Waste Extraction, Digestion, Inductively Coupled Plasma/Mass Spectrometric Method[1,6,17] 3) Digestion, Inductively Coupled Plasma Method[7,16] 4) Digestion, Inductively Coupled Plasma/ Mass Spectrometric Method[7,17]
33	Toxaphene	1) Waste Extraction, Separatory Funnel Liquid-Liquid Extraction, Gas Chromatographic/Mass Spectrometric Method[1,9,26] 2) Soxhlet Extraction, Gas Chromatographic/ Mass Spectrometric Method[10,26] 3) Automated Soxhlet Extraction, Gas Chromatographic/ Mass Spectrometric Method[11,26]
34	Vanadium	1) Waste Extraction, Digestion, Inductively Coupled Plasma Method[1,6,16] 2) Waste Extraction, Digestion, Inductively Coupled Plasma/Mass Spectrometric Method[1,6,17] 3) Digestion, Inductively Coupled Plasma Method[7,16] 4) Digestion, Inductively Coupled Plasma/ Mass Spectrometric Method[7,17]
35	Zinc	1) Waste Extraction, Digestion, Inductively Coupled Plasma Method[1,6,16] 2) Waste Extraction, Digestion, Inductively Coupled Plasma/Mass Spectrometric Method[1,6,17] 3) Digestion, Inductively Coupled Plasma Method[7,16] 4) Digestion, Inductively Coupled Plasma/ Mass Spectrometric Method[7,17]

ดิน จำนวน 125 รายการ

ลำดับที่	สารมลพิษ	วิธีวิเคราะห์
1	Acenaphthene	1) Soxhlet Extraction, Gas Chromatographic/ Mass Spectrometric Method[10,26] 2) Automated Soxhlet Extraction, Gas Chromatographic/ Mass Spectrometric Method[11,26]
2	Acetone	1)Purge and Trap, Gas Chromatographic/ Mass Spectrometric Method[15,25] 2) Equilibrium Headspace, Gas Chromatographic/ Mass Spectrometric Method[13]
3	Aldrin	1) Soxhlet Extraction, Gas Chromatographic/ Mass Spectrometric Method[10,26] 2) Automated Soxhlet Extraction, Gas Chromatographic/ Mass Spectrometric Method[11,26]
4	Anthracene	1) Soxhlet Extraction, Gas Chromatographic/ Mass Spectrometric Method[10,26] 2) Automated Soxhlet Extraction, Gas Chromatographic/ Mass Spectrometric Method[11,26]
5	Antimony	1) Digestion, Inductively Coupled Plasma Method[7,16] 2) Digestion, Inductively Coupled Plasma/ Mass Spectrometric Method[7,17]
6	Arsenic	1) Digestion, Inductively Coupled Plasma Method[7,16] 2) Digestion, Inductively Coupled Plasma/ Mass Spectrometric Method[7,17]
7	Atrazine	1) Soxhlet Extraction, Gas Chromatographic/ Mass Spectrometric Method[10,26] 2) Automated Soxhlet Extraction, Gas Chromatographic/ Mass Spectrometric Method[11,26]
8	Barium	1) Digestion, Inductively Coupled Plasma Method[7,16] 2) Digestion, Inductively Coupled Plasma/ Mass Spectrometric Method[7,17]
9	Benz(a)anthracene	1) Soxhlet Extraction, Gas Chromatographic/ Mass Spectrometric Method[10,26] 2) Automated Soxhlet Extraction, Gas Chromatographic/ Mass Spectrometric Method[11,26]
10	Benzene	Purge and Trap, Gas Chromatographic/ Mass Spectrometric Method[15,25]

ลำดับที่	สารมลพิษ	วิธีวิเคราะห์
11	Benzo(b)fluoranthene	1) Soxhlet Extraction, Gas Chromatographic/ Mass Spectrometric Method[10,26] 2) Automated Soxhlet Extraction, Gas Chromatographic/ Mass Spectrometric Method[11,26]
12	Benzo(k)fluoranthene	1) Soxhlet Extraction, Gas Chromatographic/ Mass Spectrometric Method[10,26] 2) Automated Soxhlet Extraction, Gas Chromatographic/ Mass Spectrometric Method[11,26]
13	Benzoic acid	1) Soxhlet Extraction, Gas Chromatographic/ Mass Spectrometric Method[10,26] 2) Automated Soxhlet Extraction, Gas Chromatographic/ Mass Spectrometric Method[11,26]
14	Benzo(a)pyrene	1) Soxhlet Extraction, Gas Chromatographic/ Mass Spectrometric Method[10,26] 2) Automated Soxhlet Extraction, Gas Chromatographic/ Mass Spectrometric Method[11,26]
15	Benzo(g,h,i)perylene	1) Soxhlet Extraction, Gas Chromatographic/ Mass Spectrometric Method[10,26] 2) Automated Soxhlet Extraction, Gas Chromatographic/ Mass Spectrometric Method[11,26]
16	Beryllium	1) Digestion, Inductively Coupled Plasma Method[7,16] 2) Digestion, Inductively Coupled Plasma/ Mass Spectrometric Method[7,17]
17	Bis(2-chloroethyl)ether	1) Soxhlet Extraction, Gas Chromatographic/ Mass Spectrometric Method[10,26] 2) Automated Soxhlet Extraction, Gas Chromatographic/ Mass Spectrometric Method[11,26]
18	Bis(2-ethylhexyl)phthalate	1) Soxhlet Extraction, Gas Chromatographic/ Mass Spectrometric Method[10,26] 2) Automated Soxhlet Extraction, Gas Chromatographic/ Mass Spectrometric Method[11,26]
19	Bromodichloromethane	Purge and Trap, Gas Chromatographic/ Mass Spectrometric Method[15,25]
20	Bromoform	Purge and Trap, Gas Chromatographic/ Mass Spectrometric Method[15,25]
21	Butanol	Equilibrium Headspace, Gas Chromatographic/ Mass Spectrometric Method[13,25]
22	Butyl Benzyl Phthalate	1) Soxhlet Extraction, Gas Chromatographic/ Mass Spectrometric Method[10,26] 2) Automated Soxhlet Extraction, Gas Chromatographic/ Mass Spectrometric Method[11,26]

ลำดับที่	สารมลพิษ	วิธีวิเคราะห์
23	Cadmium	1) Digestion, Inductively Coupled Plasma Method[7,16] 2) Digestion, Inductively Coupled Plasma/ Mass Spectrometric Method[7,17]
24	Carbazole	1) Soxhlet Extraction, Gas Chromatographic/ Mass Spectrometric Method[10,26] 2) Automated Soxhlet Extraction, Gas Chromatographic/ Mass Spectrometric Method[11,26]
25	Carbon Disulfide	Purge and Trap, Gas Chromatographic/ Mass Spectrometric Method[15,25]
26	Carbon tetrachloride	Purge and Trap, Gas Chromatographic/ Mass Spectrometric Method[15,25]
27	Chlordane	1) Soxhlet Extraction, Gas Chromatographic/ Mass Spectrometric Method[10,26] 2) Automated Soxhlet Extraction, Gas Chromatographic/ Mass Spectrometric Method[11,26]
28	p-Chloroaniline	1) Soxhlet Extraction, Gas Chromatographic/ Mass Spectrometric Method[10,26] 2) Automated Soxhlet Extraction, Gas Chromatographic/ Mass Spectrometric Method[11,26]
29	Chlorobenzene	Purge and Trap, Gas Chromatographic/ Mass Spectrometric Method[15,25]
30	Chlorodibromomethane	Purge and Trap, Gas Chromatographic/ Mass Spectrometric Method[15,25]
31	Chloroform	Purge and Trap, Gas Chromatographic/ Mass Spectrometric Method[15,25]
32	2-Chlorophenol	1) Soxhlet Extraction, Gas Chromatographic/ Mass Spectrometric Method[10,26] 2) Automated Soxhlet Extraction, Gas Chromatographic/ Mass Spectrometric Method[11,26]
33	Chromium	1) Digestion, Inductively Coupled Plasma Method[7,16] 2) Digestion, Inductively Coupled Plasma/ Mass Spectrometric Method[7,17]
34	Chromium (III)	1) Digestion, Inductively Coupled Plasma Method; Alkaline Digestion, Colorimetric Method; Calculation Method[7,8,16,19] 2) Digestion, Inductively Coupled Plasma/ Mass Spectrometric Method; Alkaline Digestion, Colorimetric Method; Calculation Method[7,8,17,19]
35	Chromium (VI)	Alkaline Digestion, Colorimetric Method[8,19]

36 Chrysene...

ลำดับที่	สารมลพิษ	วิธีวิเคราะห์
36	Chrysene	1) Soxhlet Extraction, Gas Chromatographic/ Mass Spectrometric Method[10,26] 2) Automated Soxhlet Extraction, Gas Chromatographic/ Mass Spectrometric Method[11,26]
37	Cyanide	Extraction, Distillation, Colorimetric Method[27,28,29]
38	2,4-D	1) Soxhlet Extraction, Gas Chromatographic/ Mass Spectrometric Method[10,26] 2) Automated Soxhlet Extraction, Gas Chromatographic/ Mass Spectrometric Method[11,26]
39	DDD	1) Soxhlet Extraction, Gas Chromatographic/ Mass Spectrometric Method[10,26] 2) Automated Soxhlet Extraction, Gas Chromatographic/ Mass Spectrometric Method[11,26]
40	DDE	1) Soxhlet Extraction, Gas Chromatographic/ Mass Spectrometric Method[10,26] 2) Automated Soxhlet Extraction, Gas Chromatographic/ Mass Spectrometric Method[11,26]
41	DDT	1) Soxhlet Extraction, Gas Chromatographic/ Mass Spectrometric Method[10,26] 2) Automated Soxhlet Extraction, Gas Chromatographic/ Mass Spectrometric Method[11,26]
42	Dibenz(a,h)anthracene	1) Soxhlet Extraction, Gas Chromatographic/ Mass Spectrometric Method[10,26] 2) Automated Soxhlet Extraction, Gas Chromatographic/ Mass Spectrometric Method[11,26]
43	Di-n-Butyl Phthalate	1) Soxhlet Extraction, Gas Chromatographic/ Mass Spectrometric Method[10,26] 2) Automated Soxhlet Extraction, Gas Chromatographic/ Mass Spectrometric Method[11,26]
44	1,2-Dichlorobenzene	Purge and Trap, Gas Chromatographic/ Mass Spectrometric Method[15,25]
45	1,3-Dichlorobenzene	Purge and Trap, Gas Chromatographic/ Mass Spectrometric Method[15,25]
46	1,4-Dichlorobenzene	Purge and Trap, Gas Chromatographic/ Mass Spectrometric Method[15,25]
47	3,3-Dichlorobenzidine	1) Soxhlet Extraction, Gas Chromatographic/ Mass Spectrometric Method[10,26] 2) Automated Soxhlet Extraction, Gas Chromatographic/ Mass Spectrometric Method[11,26]
48	1,1-Dichloroethane	Purge and Trap, Gas Chromatographic/ Mass Spectrometric Method[15,25]

49 1,2-Dichloroethane...

ลำดับที่	สารมลพิษ	วิธีวิเคราะห์
49	1,2-Dichloroethane	Purge and Trap, Gas Chromatographic/ Mass Spectrometric Method[15,25]
50	1,1-Dichloroethylene	Purge and Trap, Gas Chromatographic/ Mass Spectrometric Method[15,25]
51	cis-1,2-Dichloroethylene	Purge and Trap, Gas Chromatographic/ Mass Spectrometric Method[15,25]
52	trans-1,2-Dichloroethylene	Purge and Trap, Gas Chromatographic/ Mass Spectrometric Method[15,25]
53	2,4-Dichlorophenol	1) Soxhlet Extraction, Gas Chromatographic/ Mass Spectrometric Method[10,26] 2) Automated Soxhlet Extraction, Gas Chromatographic/ Mass Spectrometric Method[11,26]
54	1,2-Dichloropropane	Purge and Trap, Gas Chromatographic/ Mass Spectrometric Method[15,25]
55	1,3-Dichloropropane	Purge and Trap, Gas Chromatographic/ Mass Spectrometric Method[15,25]
56	1,3-Dichloropropene	Purge and Trap, Gas Chromatographic/ Mass Spectrometric Method[15,25]
57	Dieldrin	1) Soxhlet Extraction, Gas Chromatographic/ Mass Spectrometric Method[10,26] 2) Automated Soxhlet Extraction, Gas Chromatographic/ Mass Spectrometric Method[11,26]
58	Diethyl Phthalate	1) Soxhlet Extraction, Gas Chromatographic/ Mass Spectrometric Method[10,26] 2) Automated Soxhlet Extraction, Gas Chromatographic/ Mass Spectrometric Method[11,26]
59	2,4-Dimethylphenol	1) Soxhlet Extraction, Gas Chromatographic/ Mass Spectrometric Method[10,26] 2) Automated Soxhlet Extraction, Gas Chromatographic/ Mass Spectrometric Method[11,26]
60	2,4-Dinitrophenol	1) Soxhlet Extraction, Gas Chromatographic/ Mass Spectrometric Method[10,26] 2) Automated Soxhlet Extraction, Gas Chromatographic/ Mass Spectrometric Method[11,26]
61	2,4-Dinitrotoluene	1) Soxhlet Extraction, Gas Chromatographic/ Mass Spectrometric Method[10,26] 2) Automated Soxhlet Extraction, Gas Chromatographic/ Mass Spectrometric Method[11,26]
62	2,6-Dinitrotoluene	1) Soxhlet Extraction, Gas Chromatographic/ Mass Spectrometric Method[10,26] 2) Automated Soxhlet Extraction, Gas Chromatographic/ Mass Spectrometric Method[11,26]

63 Di-n-Octyl Phthalate...

ลำดับที่	สารมลพิษ	วิธีวิเคราะห์
63	Di-n-Octyl Phthalate	1) Soxhlet Extraction, Gas Chromatographic/ Mass Spectrometric Method[10,26] 2) Automated Soxhlet Extraction, Gas Chromatographic/ Mass Spectrometric Method[11,26]
64	Endosulfan	1) Soxhlet Extraction, Gas Chromatographic/ Mass Spectrometric Method[10,26] 2) Automated Soxhlet Extraction, Gas Chromatographic/ Mass Spectrometric Method[11,26]
65	Endrin	1) Soxhlet Extraction, Gas Chromatographic/ Mass Spectrometric Method[10,26] 2) Automated Soxhlet Extraction, Gas Chromatographic/ Mass Spectrometric Method[11,26]
66	Ethylbenzene	Purge and Trap, Gas Chromatographic/ Mass Spectrometric Method[15,25]
67	Fluoranthene	1) Soxhlet Extraction, Gas Chromatographic/ Mass Spectrometric Method[10,26] 2) Automated Soxhlet Extraction, Gas Chromatographic/ Mass Spectrometric Method[11,26]
68	Fluorene	1) Soxhlet Extraction, Gas Chromatographic/ Mass Spectrometric Method[10,26] 2) Automated Soxhlet Extraction, Gas Chromatographic/ Mass Spectrometric Method[11,26]
69	Heptachlor	1) Soxhlet Extraction, Gas Chromatographic/ Mass Spectrometric Method[10,26] 2) Automated Soxhlet Extraction, Gas Chromatographic/ Mass Spectrometric Method[11,26]
70	Heptachlor epoxide	1) Soxhlet Extraction, Gas Chromatographic/ Mass Spectrometric Method[10,26] 2) Automated Soxhlet Extraction, Gas Chromatographic/ Mass Spectrometric Method[11,26]
71	Hexachlorobenzene	1) Soxhlet Extraction, Gas Chromatographic/ Mass Spectrometric Method[10,26] 2) Automated Soxhlet Extraction, Gas Chromatographic/ Mass Spectrometric Method[11,26]
72	Hexachloro-1,3-butadiene	Purge and Trap, Gas Chromatographic/ Mass Spectrometric Method[15,25]
73	n-Hexane	1) Purge and Trap, Gas Chromatographic/ Mass Spectrometric Method[15,25] 2) Equilibrium Headspace, Gas Chromatographic/ Mass Spectrometric Method[13]

73 n-Hexane...

ลำดับที่	สารมลพิษ	วิธีวิเคราะห์
74	α-HCH	1) Soxhlet Extraction, Gas Chromatographic/ Mass Spectrometric Method[10,26] 2) Automated Soxhlet Extraction, Gas Chromatographic/ Mass Spectrometric Method[11,26]
75	β-HCH	1) Soxhlet Extraction, Gas Chromatographic/ Mass Spectrometric Method[10,26] 2) Automated Soxhlet Extraction, Gas Chromatographic/ Mass Spectrometric Method[11,26]
76	γ-HCH	1) Soxhlet Extraction, Gas Chromatographic/ Mass Spectrometric Method[10,26] 2) Automated Soxhlet Extraction, Gas Chromatographic/ Mass Spectrometric Method[11,26]
77	Hexachlorocyclopentadiene	1) Soxhlet Extraction, Gas Chromatographic/ Mass Spectrometric Method[10,26] 2) Automated Soxhlet Extraction, Gas Chromatographic/ Mass Spectrometric Method[11,26]
78	Hexachloroethane	1) Soxhlet Extraction, Gas Chromatographic/ Mass Spectrometric Method[10,26] 2) Automated Soxhlet Extraction, Gas Chromatographic/ Mass Spectrometric Method[11,26]
79	Indeno(1,2,3-cd)pyrene	1) Soxhlet Extraction, Gas Chromatographic/ Mass Spectrometric Method[10,26] 2) Automated Soxhlet Extraction, Gas Chromatographic/ Mass Spectrometric Method[11,26]
80	Isophorone	1) Soxhlet Extraction, Gas Chromatographic/ Mass Spectrometric Method[10,26] 2) Automated Soxhlet Extraction, Gas Chromatographic/ Mass Spectrometric Method[11,26]
81	Lead	1) Digestion, Inductively Coupled Plasma Method[7,16] 2) Digestion, Inductively Coupled Plasma/ Mass Spectrometric Method[7,17]
82	Manganese	1) Digestion, Inductively Coupled Plasma Method[7,16] 2) Digestion, Inductively Coupled Plasma/ Mass Spectrometric Method[7,17]
83	Mercury	1) Digestion, Cold-Vapor Atomic Absorption Spectrometric Method[20] 2) Thermal Decomposition, Amalgamation, and Atomic Absorption Spectrophotometry[21] 3) Digestion, Cold-Vapor Atomic Fluorescence Spectrometric Method[30]

ลำดับที่	สารมลพิษ	วิธีวิเคราะห์
84	Methanol	1) Purge and Trap, Gas Chromatographic/ Mass Spectrometric Method[15,25] 2) Equilibrium Headspace, Gas Chromatographic/ Mass Spectrometric Method[13,25]
85	Methoxychlor	1) Soxhlet Extraction, Gas Chromatographic/ Mass Spectrometric Method[10,26] 2) Automated Soxhlet Extraction, Gas Chromatographic/ Mass Spectrometric Method[11,26]
86	Methyl Bromide	Purge and Trap, Gas Chromatographic/ Mass Spectrometric Method[15,25]
87	Methylene Chloride	Purge and Trap, Gas Chromatographic/ Mass Spectrometric Method[15,25]
88	2-methylphenol	1) Soxhlet Extraction, Gas Chromatographic/ Mass Spectrometric Method[10,26] 2) Automated Soxhlet Extraction, Gas Chromatographic/ Mass Spectrometric Method[11,26]
89	2-Methylnaphthalene	1) Soxhlet Extraction, Gas Chromatographic/ Mass Spectrometric Method[10,26] 2) Automated Soxhlet Extraction, Gas Chromatographic/ Mass Spectrometric Method[11,26]
90	Methyl tert-Butyl Ether	Purge and Trap, Gas Chromatographic/ Mass Spectrometric Method[15,25]
91	Naphthalene	1) Soxhlet Extraction, Gas Chromatographic/ Mass Spectrometric Method[10,26] 2) Automated Soxhlet Extraction, Gas Chromatographic/ Mass Spectrometric Method[11,26]
92	Nickel	1) Digestion, Inductively Coupled Plasma Method[7,16] 2) Digestion, Inductively Coupled Plasma/ Mass Spectrometric Method[7,17]
93	Nitrobenzene	1) Soxhlet Extraction, Gas Chromatographic/ Mass Spectrometric Method[10,26] 2) Automated Soxhlet Extraction, Gas Chromatographic/ Mass Spectrometric Method[11,26
94	N-Nitrosodiphenylamine	1) Soxhlet Extraction, Gas Chromatographic/ Mass Spectrometric Method[10,26] 2) Automated Soxhlet Extraction, Gas Chromatographic/ Mass Spectrometric Method[11,26]
95	N-Nitrosodi-n-propylamine	1) Soxhlet Extraction, Gas Chromatographic/ Mass Spectrometric Method[10,26] 2) Automated Soxhlet Extraction, Gas Chromatographic/ Mass Spectrometric Method[11,26]

ลำดับที่	สารมลพิษ	วิธีวิเคราะห์
96	Polychlorinated biphenyls (PCBs) - Aroclor 1016 - Aroclor 1221 - Aroclor 1232 - Aroclor 1242 - Aroclor 1248 - Aroclor 1254 - Aroclor 1260 - 2-Chlorobiphenyl - 2,2',3,5'-Tetrachlorobiphenyl - 2,2',5,5'-Tetrachlorobiphenyl - 2,3',4,4'-Tetrachlorobiphenyl - 2,2',3,4,5'-Pentachlorobiphenyl - 2,2',4,5,5'-Pentachlorobiphenyl - 2,3,3',4',6-Pentachlorobiphenyl - 2,2',3,4,4',5'-Hexachlorobiphenyl - 2,2',3,4,5,5'-Hexachlorobiphenyl - 2,2',3,5,5',6-Hexachlorobiphenyl - 2,2',4,4',5,5'-Hexachlorobiphenyl - 2,2',3,3',4,4',5-Heptachlorobiphenyl - 2,2',3,4,4',5,5'-Heptachlorobiphenyl - 2,2',3,4,4',5',6-Heptachlorobiphenyl - 2,2',3,4',5,5',6-Heptachlorobiphenyl - 2,2',3,3',4,4',5,5',6-Nonachlorobiphenyl	1) Soxhlet Extraction, Gas Chromatographic/ Mass Spectrometric Method[10,26] 2) Automated Soxhlet Extraction, Gas Chromatographic/ Mass Spectrometric Method[11,26]
97	Pentachlorophenol	1) Soxhlet Extraction, Gas Chromatographic/ Mass Spectrometric Method[10,26] 2) Automated Soxhlet Extraction, Gas Chromatographic/ Mass Spectrometric Method[11,26]
98	Phenanthrene	1) Soxhlet Extraction, Gas Chromatographic/ Mass Spectrometric Method[10,26] 2) Automated Soxhlet Extraction, Gas Chromatographic/ Mass Spectrometric Method[11,26]

ลำดับที่	สารมลพิษ	วิธีวิเคราะห์
99	Phenol	1) Soxhlet Extraction, Gas Chromatographic/ Mass Spectrometric Method[10,26] 2) Automated Soxhlet Extraction, Gas Chromatographic/ Mass Spectrometric Method[11,26]
100	Pyrene	1) Soxhlet Extraction, Gas Chromatographic/ Mass Spectrometric Method[10,26] 2) Automated Soxhlet Extraction, Gas Chromatographic/ Mass Spectrometric Method[11,26]
101	Selenium	1) Digestion, Inductively Coupled Plasma Method[7,16] 2) Digestion, Inductively Coupled Plasma/ Mass Spectrometric Method[7,17]
102	Silver	1) Digestion, Inductively Coupled Plasma Method[7,16] 2) Digestion, Inductively Coupled Plasma/ Mass Spectrometric Method[7,17]
103	Styrene	Purge and Trap, Gas Chromatographic/ Mass Spectrometric Method[15,25]
104	1,1,2,2-Tetrachloroethane	Purge and Trap, Gas Chromatographic/ Mass Spectrometric Method[15,25]
105	Tetrachloroethylene	Purge and Trap, Gas Chromatographic/ Mass Spectrometric Method[15,25]
106	Toluene	Purge and Trap, Gas Chromatographic/ Mass Spectrometric Method[15,25]
107	Toxaphene	1) Soxhlet Extraction, Gas Chromatographic/ Mass Spectrometric Method[10,26] 2) Automated Soxhlet Extraction, Gas Chromatographic/ Mass Spectrometric Method[11,26]
108	TPH (C_5–C_8)	Purge and Trap, Gas Chromatographic/ Mass Spectrometric Method[15,25]
109	TPH ($C_{>8}$– C_{16})	1) Automate Extraction, Gas Chromatographic Method[11,22] 2) Solvent Extraction, Gas Chromatographic Method[12,22] 3) Ultrasonic Extraction, Gas Chromatographic Method[22,31]
110	TPH ($C_{>16}$ – C_{35})	1) Automate Extraction, Gas Chromatographic Method[11,22] 2) Solvent Extraction, Gas Chromatographic Method[12,22] 3) Ultrasonic Extraction, Gas Chromatographic Method[22,31]
111	1,2,4-Trichlorobenzene	Purge and Trap, Gas Chromatographic/ Mass Spectrometric Method[15,25]
112	1,1,1-Trichloroethane	Purge and Trap, Gas Chromatographic/ Mass Spectrometric Method[15,25]
113	1,1,2-Trichloroethane	Purge and Trap, Gas Chromatographic/ Mass Spectrometric Method[15,25]
114	Trichloroethylene	Purge and Trap, Gas Chromatographic/ Mass Spectrometric Method[15,25]

ลำดับที่	สารมลพิษ	วิธีวิเคราะห์
115	2,4,5-Trichlorophenol	1) Soxhlet Extraction, Gas Chromatographic/ Mass Spectrometric Method[10,26] 2) Automated Soxhlet Extraction, Gas Chromatographic/ Mass Spectrometric Method[11,26]
116	2,4,6-Trichlorophenol	1) Soxhlet Extraction, Gas Chromatographic/ Mass Spectrometric Method[10,26] 2) Automated Soxhlet Extraction, Gas Chromatographic/ Mass Spectrometric Method[11,26]
117	1,3,5-Trimethylbenzene	Purge and Trap, Gas Chromatographic/ Mass Spectrometric Method[15,25]
118	Vanadium	1) Digestion, Inductively Coupled Plasma Method[7,16] 2) Digestion, Inductively Coupled Plasma/ Mass Spectrometric Method[7,17]
119	Vinyl Acetate	Purge and Trap, Gas Chromatographic/ Mass Spectrometric Method[15,25]
120	Vinyl Chloride	Purge and Trap, Gas Chromatographic/ Mass Spectrometric Method[15,25]
121	m-Xylene	Purge and Trap, Gas Chromatographic/ Mass Spectrometric Method[15,25]
122	o-Xylene	Purge and Trap, Gas Chromatographic/ Mass Spectrometric Method[15,25]
123	p-Xylene	Purge and Trap, Gas Chromatographic/ Mass Spectrometric Method[15,25]
124	Xylene (Total)	Purge and Trap, Gas Chromatographic/ Mass Spectrometric Method[15,25]
125	Zinc	1) Digestion, Inductively Coupled Plasma Method[7,16] 2) Digestion, Inductively Coupled Plasma/ Mass Spectrometric Method[7,17]

เอกสารอ้างอิง

1. กระทรวงอุตสาหกรรม. ประกาศกระทรวงอุตสาหกรรม, พ.ศ. 2566. เรื่อง การจัดการสิ่งปฏิกูลหรือวัสดุที่ไม่ใช้แล้ว. **ราชกิจจานุเบกษา.** 31 พฤษภาคม 2566. เล่มที่ 140 ตอนพิเศษ 126 ง.

2. กระทรวงอุตสาหกรรม. ประกาศกระทรวงอุตสาหกรรม, พ.ศ. 2549. เรื่อง กำหนดค่าปริมาณเขม่าควันที่เจือปนในอากาศที่ระบายออกจากปล่องของหม้อน้ำโรงสีข้าวที่ใช้แกลบเป็นเชื้อเพลิง. **ราชกิจจานุเบกษา.** 4 ธันวาคม 2549. เล่มที่ 123 ตอนพิเศษ 125ง.

3. สมาคมวิศวกรรมสิ่งแวดล้อมแห่งประเทศไทย. **คู่มือวิเคราะห์น้ำเสีย.** พิมพ์ครั้งที่ 4. กรุงเทพฯ: เรือนแก้วการพิมพ์, 2547.

4. APHA, AWWA, WEF. **Standard Methods for the Examination of Water and Wastewater.** 24th ed. Washington, DC: APHA, 2023.

5. United States...

5. United States Environmental Protection Agency. **Standards of Performance for New Stationary Sources.** 40 CFR 60. Appendix A, 2023.

6. United States Environmental Protection Agency. **Test Methods for Evaluating Solid Waste Physical/Chemical Methods. SW-846,** 2014.

7. United States Environmental Protection Agency. Test Methods for Evaluating Solid Waste Physical/Chemical Methods. **Acid Digestion of Sludges and Sediments and Soils. SW-846 Method 3050B,** 1996.

8. United States Environmental Protection Agency. Test Methods for Evaluating Solid Waste Physical/Chemical Methods. **Alkaline Digestion for Hexavalent Chromium. SW-846 Method 3060A,** 1996.

9. United States Environmental Protection Agency. Test Methods for Evaluating Solid Waste Physical/Chemical Methods. **Separatory Funnel Liquid-Liquid Extraction. SW-846 Method 3510C,** 1996.

10. United States Environmental Protection Agency. Test Methods for Evaluating Solid Waste Physical/Chemical Methods. **Soxhlet Extraction. SW-846 Method 3540C,** 1996.

11. United States Environmental Protection Agency. Test Methods for Evaluating Solid Waste Physical/Chemical Methods. **Automated Soxhlet Extraction. SW-846 Method 3541,** 1994.

12. United States Environmental Protection Agency. Test Methods for Evaluating Solid Waste Physical/Chemical Methods. **Microscale Solvent Extraction (MSE). SW-846 Method 3570,** 2002.

13. United States Environmental Protection Agency. Test Methods for Evaluating Solid Waste Physical/Chemical Methods. **Volatile Organic Compounds (VOCs) in Various Sample Matrices Using Equilibrium Headspace Analysis. SW-846 Method 5021A,** 2014.

14. United States Environmental Protection Agency. Test Methods for Evaluating Solid Waste Physical/Chemical Methods. **Purge-and-Trap for Aqueous Samples. SW-846 Method 5030B,** 1996.

15. United States Environmental Protection Agency. Test Methods for Evaluating Solid Waste Physical/Chemical Methods. **Closed-System Purge-and-Trap and Extraction for Volatile Organics in Soil and Waste Samples. SW-846 Method 5035,** 1996.

16. United States Environmental Protection Agency. Test Methods for Evaluating Solid Waste Physical/Chemical Methods. **Inductively Coupled Plasma-Atomic Emission Spectrometry. SW-846 Method 6010B,** 1996.

17. United States Environmental Protection Agency. Test Methods for Evaluating Solid Waste Physical/Chemical Methods. **Inductively Coupled Plasma-Mass Spectrometry. SW-846 Method 6020A,** 2007.

18. United States Environmental Protection Agency. Test Methods for Evaluating Solid Waste Physical/Chemical Methods. **Antimony and Arsenic (Atomic Absorption, Borohydride Reduction). SW-846 Method 7062,** 1994. **เพิ่มใหม่**

19. United States Environmental Protection Agency. Test Methods for Evaluating Solid Waste Physical/Chemical Methods. **Chromium, Hexavalent (Colorimetric). SW-846 Method 7196A,** 1992.

20. United States...

20. United States Environmental Protection Agency. Test Methods for Evaluating Solid Waste Physical/Chemical Methods. **Mercury in Solid or Semisolid Waste (Manual Cold-Vapor Technique). SW-846 Method 7471B,** 2007.

21. United States Environmental Protection Agency. Test Methods for Evaluating Solid Waste Physical/Chemical Methods. **Mercury in Solids and Solutions by Thermal Decomposition, Amalgamation, and Atomic Absorption Spectrophotometry. SW-846 Method 7473,** 2007.

22. United States Environmental Protection Agency. Test Methods for Evaluating Solid Waste Physical/Chemical Methods. **Nonhalogenated Organics by Gas Chromatography. SW-846 Method 8015C,** 2007.

23. United States Environmental Protection Agency. Test Methods for Evaluating Solid Waste Physical/Chemical Methods. **pH Electrometric Measurement. SW-846 Method 9040C,** 2004.

24. United States Environmental Protection Agency. Test Methods for Evaluating Solid Waste Physical/Chemical Methods. **Soil and Waste pH. SW-846 Method 9045D,** 2004.

25. United States Environmental Protection Agency. Test Methods for Evaluating Solid Waste Physical/Chemical Methods. **Volatile Organic Compounds by Gas Chromatography/ Mass Spectrometry (GC/MS). SW-846 Method 8260D,** 2018.

26. United States Environmental Protection Agency. Test Methods for Evaluating Solid Waste Physical/Chemical Methods. **Semivolatile Organic Compounds by Gas Chromatography/ Mass Spectrometry (GC/MS). SW-846 Method 8270E,** 2018.

27. United States Environmental Protection Agency. Test Methods for Evaluating Solid Waste Physical/Chemical Methods. **Total and Amenable Cyanide: Distillation SW-846 Method 9010B,** 1996.

28. United States Environmental Protection Agency. Test Methods for Evaluating Solid Waste Physical/Chemical Methods. **Cyanide Extraction Procedure for Solids and Oil. SW-846 Method 9013A,** 1996.

29. United States Environmental Protection Agency. Test Methods for Evaluating Solid Waste Physical/Chemical Methods. **Cyanide in Waters and Extracts Using Titrimetric and Manual Spectrophotometric Procedures. SW-846 Method 9014,** 2014.

30. United States Environmental Protection Agency. Test Methods for Evaluating Solid Waste Physical/Chemical Methods. **Mercury in Sediment and Tissue Samples by Atomic Fluorescence Spectrometry. SW-846 Method 7474,** 2007.

31. United States Environmental Protection Agency. Test Methods for Evaluating Solid Waste Physical/Chemical Methods. **Ultrasonic Extraction. SW-846 Method 3550C,** 2007.

ที่ อก ๐๓๑๐(๑)/ ๔๑๒๑

กรมโรงงานอุตสาหกรรม
ถนนพระรามที่ ๖ แขวงทุ่งพญาไท
เขตราชเทวี กรุงเทพฯ ๑๐๔๐๐

๒๕ เมษายน ๒๕๖๗

เรื่อง เปลี่ยนแปลงบุคลากรของห้องปฏิบัติการวิเคราะห์

เรียน กรรมการผู้จัดการ บริษัท เอแอลเอส แลบอราทอรี กรุ๊ป (ประเทศไทย) จำกัด

อ้างถึง คำขอขึ้นทะเบียน/ต่ออายุ/เปลี่ยนแปลงบุคลากร และชนิดสารมลพิษของห้องปฏิบัติการวิเคราะห์เอกชน ลงวันที่ ๒๙ มีนาคม ๒๕๖๗

ตามคำขอที่อ้างถึง บริษัท เอแอลเอส แลบอราทอรี กรุ๊ป (ประเทศไทย) จำกัด ห้องปฏิบัติการวิเคราะห์เอกชน เลขทะเบียน ว-๒๐๔ สถานที่ตั้งเลขที่ ๑๐๔ ซอยพัฒนาการ ๔๐ ถนนพัฒนาการ แขวงพัฒนาการ เขตสวนหลวง กรุงเทพมหานคร ขอเปลี่ยนแปลงบุคลากร ความละเอียดแจ้งแล้ว นั้น

กรมโรงงานอุตสาหกรรมพิจารณาแล้ว มีความเห็นดังนี้

๑. ให้ยกเลิกเจ้าหน้าที่ประจำห้องปฏิบัติการวิเคราะห์ จำนวน ๓ ราย

๑) นางสาวพรรณธิดา พุ่มคง	ทะเบียนเลขที่ ว-๒๐๔-จ-๐๐๖๕
๒) นายกำชัย สุทธะ	ทะเบียนเลขที่ ว-๒๐๔-จ-๐๑๒๑
๓) นางสาวศุภรดา ปั้นมยุรา	ทะเบียนเลขที่ ว-๒๐๔-จ-๐๑๓๘

๒. ให้เพิ่มเจ้าหน้าที่ห้องปฏิบัติการวิเคราะห์เอกชน จำนวน ๑๒ ราย

๑) นางสาวฐานิดา กลิ่นเขียว	ทะเบียนเลขที่ ว-๒๐๔-จ-๐๑๘๒
๒) นางสาวกัญญ์ภัสสร สายคำ	ทะเบียนเลขที่ ว-๒๐๔-จ-๐๑๘๓
๓) นางสาวณัฐนันท์ กันทะวงศ์	ทะเบียนเลขที่ ว-๒๐๔-จ-๐๑๘๔
๔) นายอำนาจ วงษาเคน	ทะเบียนเลขที่ ว-๒๐๔-จ-๐๑๘๕
๕) นายกฤษณพล ปัญญาวงศ์	ทะเบียนเลขที่ ว-๒๐๔-จ-๐๑๘๖
๖) นายณชากร ทรรษา	ทะเบียนเลขที่ ว-๒๐๔-จ-๐๑๘๗
๗) นายวัชรินทร์ ผ่องสามสวน	ทะเบียนเลขที่ ว-๒๐๔-จ-๐๑๘๘
๘) นายณัฐพงศ์ โสภา	ทะเบียนเลขที่ ว-๒๐๔-จ-๐๑๘๙
๙) นายศักรินทร์ ปานเพ็ง	ทะเบียนเลขที่ ว-๒๐๔-จ-๐๑๙๐
๑๐) นายณัฐพล ชุ่มชื่น	ทะเบียนเลขที่ ว-๒๐๔-จ-๐๑๙๑
๑๑) นายธนา สุพาพันธุ์	ทะเบียนเลขที่ ว-๒๐๔-จ-๐๑๙๒
๑๒) นายนราธร แก้วพงษ์ษา	ทะเบียนเลขที่ ว-๒๐๔-จ-๐๑๙๓

อนึ่ง หนังสือฉบับนี้...

อนึ่ง หนังสือฉบับนี้จะหมดอายุพร้อมหนังสือต่ออายุรับขึ้นทะเบียนห้องปฏิบัติการวิเคราะห์เอกชน ในวันที่ ๒ กันยายน ๒๕๖๙

จึงเรียนมาเพื่อทราบ

ขอแสดงความนับถือ

(นายพรยศ กลั่นกรอง)
รองอธิบดี ปฏิบัติราชการแทน
อธิบดีกรมโรงงานอุตสาหกรรม

กองวิจัยและเตือนภัยมลพิษโรงงาน
กลุ่มมาตรฐานวิธีการวิเคราะห์ทดสอบมลพิษและทะเบียนห้องปฏิบัติการ
โทร. ๐ ๒๔๓๐ ๖๓๑๒ ต่อ ๒๑๐๓-๕
โทรสาร ๐ ๒๔๓๐ ๖๓๑๒ ต่อ ๒๑๙๙
ไปรษณีย์อิเล็กทรอนิกส์ saraban@diw.mail.go.th

ที่ อก ๐๓๑๐(๑)/ ๑๒๓๖๘ ๑

กรมโรงงานอุตสาหกรรม
ถนนพระรามที่ ๖ แขวงทุ่งพญาไท
เขตราชเทวี กรุงเทพฯ ๑๐๔๐๐

๑๘ ธันวาคม ๒๕๖๗

เรื่อง ยกเลิกบุคลากรของห้องปฏิบัติการวิเคราะห์

เรียน กรรมการผู้จัดการ บริษัท เอแอลเอส แลบอราทอรี กรุ๊ป (ประเทศไทย) จำกัด

อ้างถึง คำขอขึ้นทะเบียน/ต่ออายุ/เปลี่ยนแปลงบุคลากร และชนิดสารมลพิษของห้องปฏิบัติการวิเคราะห์เอกชน ลงวันที่ ๒ ธันวาคม ๒๕๖๗

ตามคำขอที่อ้างถึง บริษัท เอแอลเอส แลบอราทอรี กรุ๊ป (ประเทศไทย) จำกัด ห้องปฏิบัติการวิเคราะห์เอกชน เลขทะเบียน ว-๒๐๔ สถานที่ตั้งเลขที่ ๑๐๔ ซอยพัฒนาการ ๔๐ ถนนพัฒนาการ แขวงพัฒนาการ เขตสวนหลวง กรุงเทพมหานคร ขอยกเลิกบุคลากร ความละเอียดแจ้งแล้ว นั้น

กรมโรงงานอุตสาหกรรมพิจารณาแล้ว ให้ยกเลิกเจ้าหน้าที่ประจำห้องปฏิบัติการวิเคราะห์ จำนวน ๘ ราย ได้แก่

๑) นายประพจน์ วรรณชูชัย	ทะเบียนเลขที่ ว-๒๐๔-จ-๐๐๖๐
๒) นายจิรณัฐ ขาวละออ	ทะเบียนเลขที่ ว-๒๐๔-จ-๐๐๗๒
๓) นายพีรพัฒน์ กำคำ	ทะเบียนเลขที่ ว-๒๐๔-จ-๐๑๐๘
๔) นางสาวอรยา ค้าคล่อง	ทะเบียนเลขที่ ว-๒๐๔-จ-๐๑๓๔
๕) นายกิตติพงศ์ แซ่ลี้	ทะเบียนเลขที่ ว-๒๐๔-จ-๐๑๔๕
๖) นายจิรเมธ ประเสริฐสิริพงศ์	ทะเบียนเลขที่ ว-๒๐๔-จ-๐๑๖๐
๗) นายภัทรพงษ์ มณฑาทอง	ทะเบียนเลขที่ ว-๒๐๔-จ-๐๑๖๗
๘) นางสาวจารุวรรณ กระจ่างพันธุ์	ทะเบียนเลขที่ ว-๒๐๔-จ-๐๑๘๑

จึงเรียนมาเพื่อทราบ

ขอแสดงความนับถือ

(นายธีรทัศน์ อิศรางกูร ณ อยุธยา)
รองอธิบดี ปฏิบัติราชการแทน
อธิบดีกรมโรงงานอุตสาหกรรม

กองวิจัยและเตือนภัยมลพิษโรงงาน
กลุ่มมาตรฐานวิธีการวิเคราะห์ทดสอบมลพิษและทะเบียนห้องปฏิบัติการ
โทร. ๐ ๒๔๓๐ ๖๓๑๒ ต่อ ๒๑๐๓-๕
โทรสาร ๐ ๒๔๓๐ ๖๓๑๒ ต่อ ๒๑๙๙
ไปรษณีย์อิเล็กทรอนิกส์ saraban@diw.mail.go.th

ที่ อก ๐๓๑๐(๑)/ ๓๑๔๐

กรมโรงงานอุตสาหกรรม
ถนนพระรามที่ ๖ แขวงทุ่งพญาไท
เขตราชเทวี กรุงเทพฯ ๑๐๔๐๐

๑๐ เมษายน ๒๕๖๘

เรื่อง ยกเลิกบุคลากรของห้องปฏิบัติการวิเคราะห์

เรียน กรรมการผู้จัดการ บริษัท เอแอลเอส แลบอราทอรี กรุ๊ป (ประเทศไทย) จำกัด

อ้างถึง คำขอขึ้นทะเบียน/ต่ออายุ/เปลี่ยนแปลงบุคลากร และชนิดสารมลพิษของห้องปฏิบัติการวิเคราะห์เอกชน ลงวันที่ ๒ เมษายน ๒๕๖๘

ตามคำขอที่อ้างถึง บริษัท เอแอลเอส แลบอราทอรี กรุ๊ป (ประเทศไทย) จำกัด ห้องปฏิบัติการวิเคราะห์เอกชน เลขทะเบียน ว-๒๐๔ สถานที่ตั้งเลขที่ ๑๐๔ ซอยพัฒนาการ ๔๐ ถนนพัฒนาการ แขวงพัฒนาการ เขตสวนหลวง กรุงเทพมหานคร ขอยกเลิกบุคลากร ความละเอียดแจ้งแล้ว นั้น

กรมโรงงานอุตสาหกรรมพิจารณาแล้ว ให้ยกเลิกเจ้าหน้าที่ประจำห้องปฏิบัติการวิเคราะห์ จำนวน ๒ ราย ได้แก่

๑) นายธิติพงศ์ บัวแดง	ทะเบียนเลขที่ ว-๒๐๔-จ-๐๑๐๒
๒) นายมงคล ผลาทิพย์	ทะเบียนเลขที่ ว-๒๐๔-จ-๐๑๑๐

จึงเรียนมาเพื่อทราบ

ขอแสดงความนับถือ

(นายธีรทัศน์ อิศรางกูร ณ อยุธยา)
รองอธิบดี ปฏิบัติราชการแทน
อธิบดีกรมโรงงานอุตสาหกรรม

กองวิจัยและเตือนภัยมลพิษโรงงาน
กลุ่มมาตรฐานวิธีการวิเคราะห์ทดสอบมลพิษและทะเบียนห้องปฏิบัติการ
โทร. ๐ ๒๔๓๐ ๖๓๑๒ ต่อ ๒๑๐๓-๕
โทรสาร ๐ ๒๔๓๐ ๖๓๑๒ ต่อ ๒๑๙๙
ไปรษณีย์อิเล็กทรอนิกส์ saraban@diw.mail.go.th

ที่ อก ๐๓๑๐(๑)/ ๕๖๗๓

กรมโรงงานอุตสาหกรรม
ถนนพระรามที่ ๖ แขวงทุ่งพญาไท
เขตราชเทวี กรุงเทพฯ ๑๐๔๐๐

๐๕ มิถุนายน ๒๕๖๘

เรื่อง เปลี่ยนแปลงบุคลากรของห้องปฏิบัติการวิเคราะห์

เรียน กรรมการผู้จัดการ บริษัท เอแอลเอส แลบอราทอรี กรุ๊ป (ประเทศไทย) จำกัด

อ้างถึง คำขอขึ้นทะเบียน/ต่ออายุ/เปลี่ยนแปลงบุคลากร และชนิดสารมลพิษของห้องปฏิบัติการวิเคราะห์เอกชน ลงวันที่ ๗ พฤษภาคม ๒๕๖๘

ตามคำขอที่อ้างถึง บริษัท เอแอลเอส แลบอราทอรี กรุ๊ป (ประเทศไทย) จำกัด ห้องปฏิบัติการวิเคราะห์เอกชน เลขทะเบียน ว-๒๐๔ สถานที่ตั้งเลขที่ ๑๐๔ ซอยพัฒนาการ ๔๐ ถนนพัฒนาการ แขวงพัฒนาการ เขตสวนหลวง กรุงเทพมหานคร ขอเปลี่ยนแปลงบุคลากร ความละเอียดแจ้งแล้ว นั้น

กรมโรงงานอุตสาหกรรมพิจารณาแล้ว ให้เพิ่มเจ้าหน้าที่ห้องปฏิบัติการวิเคราะห์เอกชน จำนวน ๑๑ ราย ได้แก่

๑) นายคุณากร มั่นชื่น	ทะเบียนเลขที่ ว-๒๐๔-จ-๐๑๙๔
๒) นายชัยมงคล แสนมาตร	ทะเบียนเลขที่ ว-๒๐๔-จ-๐๑๙๕
๓) นายเอกรินทร์ บุตสักที	ทะเบียนเลขที่ ว-๒๐๔-จ-๐๑๙๖
๔) นายพัชชานนท์ อินปริก	ทะเบียนเลขที่ ว-๒๐๔-จ-๐๑๙๗
๕) นายศตวรรษ แก้วกันหา	ทะเบียนเลขที่ ว-๒๐๔-จ-๐๑๙๘
๖) นายวิกรม มีศิริ	ทะเบียนเลขที่ ว-๒๐๔-จ-๐๑๙๙
๗) นายภคนันท์ คำจันทราช	ทะเบียนเลขที่ ว-๒๐๔-จ-๐๒๐๐
๘) นายศิรวิทย์ มิไพฑูรย์	ทะเบียนเลขที่ ว-๒๐๔-จ-๐๒๐๑
๙) นายธีรพงษ์ ศรีคำแพง	ทะเบียนเลขที่ ว-๒๐๔-จ-๐๒๐๒
๑๐) นายอภิสิทธิ์ ศรีคงแก้ว	ทะเบียนเลขที่ ว-๒๐๔-จ-๐๒๐๓
๑๑) ว่าที่ร้อยตรี ภาณุพงศ์ แสนศรี	ทะเบียนเลขที่ ว-๒๐๔-จ-๐๒๐๔

อนึ่ง หนังสือฉบับนี้จะสิ้นอายุพร้อมหนังสือต่ออายุรับขึ้นทะเบียนห้องปฏิบัติการวิเคราะห์เอกชน ในวันที่ ๒ กันยายน ๒๕๖๙

จึงเรียนมาเพื่อทราบ

ขอแสดงความนับถือ

(นายศิระ จันทร์เฉิด)
นักวิทยาศาสตร์เชี่ยวชาญ รักษาราชการแทน
ผู้อำนวยการกองวิจัยและเตือนภัยมลพิษโรงงาน
ปฏิบัติราชการแทนอธิบดีกรมโรงงานอุตสาหกรรม

กองวิจัยและเตือนภัยมลพิษโรงงาน
กลุ่มมาตรฐานวิธีการวิเคราะห์ทดสอบมลพิษและทะเบียนห้องปฏิบัติการ
โทร. ๐ ๒๔๓๐ ๖๓๑๒ ต่อ ๒๑๐๓-๕
โทรสาร ๐ ๒๔๓๐ ๖๓๑๒ ต่อ ๒๑๙๙
ไปรษณีย์อิเล็กทรอนิกส์ saraban@diw.mail.go.th

ที่ อก ๐๓๑๐(๑)/ ๖๙๐๘

กรมโรงงานอุตสาหกรรม
ถนนพระรามที่ ๖ แขวงทุ่งพญาไท
เขตราชเทวี กรุงเทพฯ ๑๐๔๐๐

๒๑ สิงหาคม ๒๕๖๘

เรื่อง เปลี่ยนแปลงสารมลพิษที่วิเคราะห์

เรียน กรรมการผู้จัดการ บริษัท เอแอลเอส แลบอราทอรี กรุ๊ป (ประเทศไทย) จำกัด

อ้างถึง คำขอขึ้นทะเบียน/ต่ออายุ/เปลี่ยนแปลงบุคลากร และชนิดสารมลพิษของห้องปฏิบัติการวิเคราะห์เอกชน ลงวันที่ ๒๗ มิถุนายน ๒๕๖๘

สิ่งที่ส่งมาด้วย เอกสารแนบท้ายหนังสือเปลี่ยนแปลงสารมลพิษที่วิเคราะห์
บริษัท เอแอลเอส แลบอราทอรี กรุ๊ป (ประเทศไทย) จำกัด จำนวน ๖ แผ่น

ตามคำขอที่อ้างถึง บริษัท เอแอลเอส แลบอราทอรี กรุ๊ป (ประเทศไทย) จำกัด ห้องปฏิบัติการวิเคราะห์เอกชน เลขทะเบียน ว-๒๐๔ สถานที่ตั้งเลขที่ ๑๐๔ ซอยพัฒนาการ ๔๐ ถนนพัฒนาการ แขวงพัฒนาการ เขตสวนหลวง กรุงเทพมหานคร ขอเปลี่ยนแปลงสารมลพิษที่วิเคราะห์ ต่อกรมโรงงานอุตสาหกรรม นั้น

กรมโรงงานอุตสาหกรรมพิจารณาแล้ว ให้บริษัท เอแอลเอส แลบอราทอรี กรุ๊ป (ประเทศไทย) จำกัด เพิ่มขอบข่ายชนิดสารมลพิษที่วิเคราะห์ในน้ำใต้ดิน สิ่งปฏิกูลและวัสดุที่ไม่ใช้แล้ว และดิน ตามสิ่งที่ส่งมาด้วย

อนึ่ง หนังสือฉบับนี้จะสิ้นอายุพร้อมหนังสือต่ออายุรับขึ้นทะเบียนห้องปฏิบัติการวิเคราะห์เอกชน ในวันที่ ๒ กันยายน ๒๕๖๙

จึงเรียนมาเพื่อทราบ

ขอแสดงความนับถือ

(นางสาวปัทมวรรณ คุณประเสริฐ)
ผู้อำนวยการกองวิจัยและเตือนภัยมลพิษโรงงาน
ปฏิบัติราชการแทนอธิบดีกรมโรงงานอุตสาหกรรม

กองวิจัยและเตือนภัยมลพิษโรงงาน
กลุ่มมาตรฐานวิธีการวิเคราะห์ทดสอบมลพิษและทะเบียนห้องปฏิบัติการ
โทร. ๐ ๒๔๓๐ ๖๓๑๒ ต่อ ๒๑๐๓-๕
โทรสาร ๐ ๒๔๓๐ ๖๓๑๒ ต่อ ๒๑๙๙
ไปรษณีย์อิเล็กทรอนิกส์ saraban@diw.mail.go.th

Green Industry
"อุตสาหกรรมก้าวไกล ประเทศไทยก้าวหน้า ร่วมกันพัฒนา อุตสาหกรรมสีเขียว"

เอกสารแนบท้ายหนังสือเปลี่ยนแปลงสารมลพิษที่วิเคราะห์
บริษัท เอแอลเอส แลบอราทอรี กรุ๊ป (ประเทศไทย) จำกัด เลขทะเบียน ว-๒๐๔
ที่ อก ๐๓๑๐(๑)/ ๖๙๐๘ ลงวันที่ ๒๑ สิงหาคม ๒๕๖๘

ขอบข่ายสารมลพิษที่ได้รับขึ้นทะเบียนจากกรมโรงงานอุตสาหกรรม จำนวน ๔๐ รายการ

น้ำใต้ดิน จำนวน ๔ รายการ

ลำดับที่	สารมลพิษ	วิธีวิเคราะห์
1	Aluminum	Digestion, Inductively Coupled Plasma/ Mass Spectrometric Method[2]
2	Copper	Digestion, Inductively Coupled Plasma/ Mass Spectrometric Method[2]
3	Iron	Digestion, Inductively Coupled Plasma/ Mass Spectrometric Method[2]
4	Molybdenum	Digestion, Inductively Coupled Plasma/ Mass Spectrometric Method[2]

สิ่งปฏิกูลหรือวัสดุที่ไม่ใช้แล้ว จำนวน 17 รายการ

ลำดับที่	สารมลพิษ	วิธีวิเคราะห์
1	Antimony	1) Waste Extraction, Digestion, Inductively Coupled Plasma Method[1,3,6] 2) Waste Extraction, Digestion, Inductively Coupled Plasma/Mass Spectrometric Method[1,3,7] 3) Digestion, Inductively Coupled Plasma Method[4,6] 4) Digestion, Inductively Coupled Plasma/ Mass Spectrometric Method[4,7]
2	Arsenic	1) Waste Extraction, Digestion, Inductively Coupled Plasma Method[1,3,6] 2) Waste Extraction, Digestion, Inductively Coupled Plasma/Mass Spectrometric Method[1,3,7] 3) Digestion, Inductively Coupled Plasma Method[4,6] 4) Digestion, Inductively Coupled Plasma/ Mass Spectrometric Method[4,7]
3	Barium	1) Waste Extraction, Digestion, Inductively Coupled Plasma Method[1,3,6] 2) Waste Extraction, Digestion, Inductively Coupled Plasma/Mass Spectrometric Method[1,3,7] 3) Digestion, Inductively Coupled Plasma Method[4,6] 4) Digestion, Inductively Coupled Plasma/ Mass Spectrometric Method[4,7]

Beryllium

ลำดับที่	สารมลพิษ	วิธีวิเคราะห์
4	Beryllium	1) Waste Extraction, Digestion, Inductively Coupled Plasma Method[1,3,6] 2) Waste Extraction, Digestion, Inductively Coupled Plasma/Mass Spectrometric Method[1,3,7] 3) Digestion, Inductively Coupled Plasma Method[4,6] 4) Digestion, Inductively Coupled Plasma/ Mass Spectrometric Method[4,7]
5	Cadmium	1) Waste Extraction, Digestion, Inductively Coupled Plasma Method[1,3,6] 2) Waste Extraction, Digestion, Inductively Coupled Plasma/Mass Spectrometric Method[1,3,7] 3) Digestion, Inductively Coupled Plasma Method[4,6] 4) Digestion, Inductively Coupled Plasma/ Mass Spectrometric Method[4,7]
6	Chromium	1) Waste Extraction, Digestion, Inductively Coupled Plasma Method[1,3,6] 2) Waste Extraction, Digestion, Inductively Coupled Plasma/Mass Spectrometric Method[1,3,7] 3) Digestion, Inductively Coupled Plasma Method[4,6] 4) Digestion, Inductively Coupled Plasma/ Mass Spectrometric Method[4,7]
7	Chromium (III)	1) Waste Extraction, Digestion, Inductively Coupled Plasma Method; Waste Extraction, Colorimetric Method; Calculation Method[1,3,6,8] 2) Waste Extraction, Digestion, Inductively Coupled Plasma/Mass Spectrometric Method; Waste Extraction, Colorimetric Method; Calculation Method[1,3,7,8] 3) Digestion, Inductively Coupled Plasma Method; Alkaline Digestion, Colorimetric Method; Calculation Method[4,5,6,8] 4) Digestion, Inductively Coupled Plasma/ Mass Spectrometric Method; Alkaline Digestion, Colorimetric Method; Calculation Method[4,5,7,8]
8	Cobalt	1) Waste Extraction, Digestion, Inductively Coupled Plasma Method[1,3,6] 2) Waste Extraction, Digestion, Inductively Coupled Plasma/Mass Spectrometric Method[1,3,7]

3) Digestion...

ลำดับที่	สารมลพิษ	วิธีวิเคราะห์
		3) Digestion, Inductively Coupled Plasma Method[4,6] 4) Digestion, Inductively Coupled Plasma/ Mass Spectrometric Method[4,7]
9	Copper	1) Waste Extraction, Digestion, Inductively Coupled Plasma Method[1,3,6] 2) Waste Extraction, Digestion, Inductively Coupled Plasma/Mass Spectrometric Method[1,3,7] 3) Digestion, Inductively Coupled Plasma Method[4,6] 4) Digestion, Inductively Coupled Plasma/ Mass Spectrometric Method[4,7]
10	Lead	1) Waste Extraction, Digestion, Inductively Coupled Plasma Method[1,3,6] 2) Waste Extraction, Digestion, Inductively Coupled Plasma/Mass Spectrometric Method[1,3,7] 3) Digestion, Inductively Coupled Plasma Method[4,6] 4) Digestion, Inductively Coupled Plasma/ Mass Spectrometric Method[4,7]
11	Molybdenum	1) Waste Extraction, Digestion, Inductively Coupled Plasma Method[1,3,6] 2) Waste Extraction, Digestion, Inductively Coupled Plasma/Mass Spectrometric Method[1,3,7] 3) Digestion, Inductively Coupled Plasma Method[4,6] 4) Digestion, Inductively Coupled Plasma/ Mass Spectrometric Method[4,7]
12	Nickel	1) Waste Extraction, Digestion, Inductively Coupled Plasma Method[1,3,6] 2) Waste Extraction, Digestion, Inductively Coupled Plasma/Mass Spectrometric Method[1,3,7] 3) Digestion, Inductively Coupled Plasma Method[4,6] 4) Digestion, Inductively Coupled Plasma/ Mass Spectrometric Method[4,7]
13	Selenium	1) Waste Extraction, Digestion, Inductively Coupled Plasma Method[1,3,6] 2) Waste Extraction, Digestion, Inductively Coupled Plasma/Mass Spectrometric Method[1,3,7] 3) Digestion, Inductively Coupled Plasma Method[4,6] 4) Digestion, Inductively Coupled Plasma/ Mass Spectrometric Method[4,7]

14 Silver...

ลำดับที่	สารมลพิษ	วิธีวิเคราะห์
14	Silver	1) Waste Extraction, Digestion, Inductively Coupled Plasma Method[1,3,6] 2) Waste Extraction, Digestion, Inductively Coupled Plasma/Mass Spectrometric Method[1,3,7] 3) Digestion, Inductively Coupled Plasma Method[4,6] 4) Digestion, Inductively Coupled Plasma/ Mass Spectrometric Method[4,7]
15	Thallium	1) Waste Extraction, Digestion, Inductively Coupled Plasma Method[1,3,6] 2) Waste Extraction, Digestion, Inductively Coupled Plasma/Mass Spectrometric Method[1,3,7] 3) Digestion, Inductively Coupled Plasma Method[4,6] 4) Digestion, Inductively Coupled Plasma/ Mass Spectrometric Method[4,7]
16	Vanadium	1) Waste Extraction, Digestion, Inductively Coupled Plasma Method[1,3,6] 2) Waste Extraction, Digestion, Inductively Coupled Plasma/Mass Spectrometric Method[1,3,7] 3) Digestion, Inductively Coupled Plasma Method[4,6] 4) Digestion, Inductively Coupled Plasma/ Mass Spectrometric Method[4,7]
17	Zinc	1) Waste Extraction, Digestion, Inductively Coupled Plasma Method[1,3,6] 2) Waste Extraction, Digestion, Inductively Coupled Plasma/Mass Spectrometric Method[1,3,7] 3) Digestion, Inductively Coupled Plasma Method[4,6] 4) Digestion, Inductively Coupled Plasma/ Mass Spectrometric Method[4,7]

ดิน จำนวน 19 รายการ

ลำดับที่	สารมลพิษ	วิธีวิเคราะห์
1	Aluminum	1) Digestion, Inductively Coupled Plasma Method[4,6] 2) Digestion, Inductively Coupled Plasma/ Mass Spectrometric Method[4,7]
2	Antimony	1) Digestion, Inductively Coupled Plasma Method[4,6] 2) Digestion, Inductively Coupled Plasma/ Mass Spectrometric Method[4,7]

3 Arsenic...

ลำดับที่	สารมลพิษ	วิธีวิเคราะห์
3	Arsenic	1) Digestion, Inductively Coupled Plasma Method[4,6] 2) Digestion, Inductively Coupled Plasma/ Mass Spectrometric Method[4,7]
4	Barium	1) Digestion, Inductively Coupled Plasma Method[4,6] 2) Digestion, Inductively Coupled Plasma/ Mass Spectrometric Method[4,7]
5	Beryllium	1) Digestion, Inductively Coupled Plasma Method[4,6] 2) Digestion, Inductively Coupled Plasma/ Mass Spectrometric Method[4,7]
6	Cadmium	1) Digestion, Inductively Coupled Plasma Method[4,6] 2) Digestion, Inductively Coupled Plasma/ Mass Spectrometric Method[4,7]
7	Chromium	1) Digestion, Inductively Coupled Plasma Method[4,6] 2) Digestion, Inductively Coupled Plasma/ Mass Spectrometric Method[4,7]
8	Chromium (III)	1) Digestion, Inductively Coupled Plasma Method; Alkaline Digestion, Colorimetric Method; Calculation Method[4,5,6,8] 2) Digestion, Inductively Coupled Plasma/ Mass Spectrometric Method; Alkaline Digestion, Colorimetric Method; Calculation Method[4,5,7,8]
9	Copper	1) Digestion, Inductively Coupled Plasma Method[4,6] 2) Digestion, Inductively Coupled Plasma/ Mass Spectrometric Method[4,7]
10	Iron	1) Digestion, Inductively Coupled Plasma Method[4,6] 2) Digestion, Inductively Coupled Plasma/ Mass Spectrometric Method[4,7]
11	Lead	1) Digestion, Inductively Coupled Plasma Method[4,6] 2) Digestion, Inductively Coupled Plasma/ Mass Spectrometric Method[4,7]
12	Manganese	1) Digestion, Inductively Coupled Plasma Method[4,6] 2) Digestion, Inductively Coupled Plasma/ Mass Spectrometric Method[4,7]
13	Molybdenum	1) Digestion, Inductively Coupled Plasma Method[4,6] 2) Digestion, Inductively Coupled Plasma/ Mass Spectrometric Method[4,7]
14	Nickel	1) Digestion, Inductively Coupled Plasma Method[4,6] 2) Digestion, Inductively Coupled Plasma/ Mass Spectrometric Method[4,7]

15 pH...

ลำดับที่	สารมลพิษ	วิธีวิเคราะห์
15	pH	Electrometric Method[9]
16	Selenium	1) Digestion, Inductively Coupled Plasma Method[4,6] 2) Digestion, Inductively Coupled Plasma/ Mass Spectrometric Method[4,7]
17	Silver	1) Digestion, Inductively Coupled Plasma Method[4,6] 2) Digestion, Inductively Coupled Plasma/ Mass Spectrometric Method[4,7]
18	Vanadium	1) Digestion, Inductively Coupled Plasma Method[4,6] 2) Digestion, Inductively Coupled Plasma/ Mass Spectrometric Method[4,7]
19	Zinc	1) Digestion, Inductively Coupled Plasma Method[4,6] 2) Digestion, Inductively Coupled Plasma/ Mass Spectrometric Method[4,7]

เอกสารอ้างอิง

1. กระทรวงอุตสาหกรรม. ประกาศกระทรวงอุตสาหกรรม, พ.ศ. 2566. เรื่อง การจัดการสิ่งปฏิกูลหรือวัสดุที่ไม่ใช้แล้ว. **ราชกิจจานุเบกษา.** 31 พฤษภาคม 2566. เล่มที่ 140 ตอนพิเศษ 126 ง.

2. APHA, AWWA, WEF. **Standard Methods for the Examination of Water and Wastewater.** 24th ed. Washington, DC: APHA, 2023.

3. United States Environmental Protection Agency. **Test Methods for Evaluating Solid Waste Physical/Chemical Methods. SW-846**.

4. United States Environmental Protection Agency. Test Methods for Evaluation Solid Waste Physical/Chemical Methods. **Acid Digestion of Sediments, Sludges, and Soils. SW-846 Method 3050B,** 1996.

5. United States Environmental Protection Agency. Test Methods for Evaluating Solid Waste Physical/Chemical Methods. **Alkaline Digestion for Hexavalent Chromium. SW-846 Method 3060A,** 1996.

6. United States Environmental Protection Agency. Test Methods for Evaluation Solid Waste Physical/Chemical Methods. **Inductively Coupled Plasma-Optical Emission Spectrometry. SW-846 Method 6010D,** 2018.

7. United States Environmental Protection Agency. Test Methods for Evaluating Solid Waste Physical/Chemical Methods. **Inductively Coupled Plasma-Mass Spectrometry. SW-846 Method 6020B,** 2014.

8. United States Environmental Protection Agency. Test Methods for Evaluating Solid Waste Physical/Chemical Methods. **Chromium, Hexavalent (Colorimetric). SW-846 Method 7196A,** 1992.

9. United States Environmental Protection Agency. Test Methods for Evaluation Solid Waste Physical/Chemical Methods. **Soil and Waste pH. SW-846 Method 9045D,** 2004.

ที่ อก ๐๓๑๐(๑)/๕๐ ๑๑

กรมโรงงานอุตสาหกรรม
ถนนพระรามที่ ๖ แขวงทุ่งพญาไท
เขตราชเทวี กรุงเทพฯ ๑๐๔๐๐

๒๖ กันยายน ๒๕๖๘

เรื่อง เปลี่ยนแปลงบุคลากร ชื่อตัวและชื่อสกุลของบุคลากร

เรียน กรรมการผู้จัดการ บริษัท เอแอลเอส แลบอราทอรี กรุ๊ป (ประเทศไทย) จำกัด

อ้างถึง คำขอขึ้นทะเบียน/ต่ออายุ/เปลี่ยนแปลงบุคลากร และขนิดสารมลพิษของห้องปฏิบัติการวิเคราะห์เอกชน ลงวันที่ ๒๑ สิงหาคม ๒๕๖๘

ตามคำขอที่อ้างถึง บริษัท เอแอลเอส แลบอราทอรี กรุ๊ป (ประเทศไทย) จำกัดห้องปฏิบัติการวิเคราะห์เอกชน เลขทะเบียน ว-๒๐๔ สถานที่ตั้งเลขที่ ๑๐๔ ซอยพัฒนาการ ๔๐ ถนนพัฒนาการ แขวงพัฒนาการ เขตสวนหลวง กรุงเทพมหานคร ขอเปลี่ยนแปลงบุคลากร ชื่อตัวและชื่อสกุลของบุคลากรต่อกรมโรงงานอุตสาหกรรม นั้น

กรมโรงงานอุตสาหกรรมพิจารณาแล้ว มีความเห็นดังนี้

๑. ให้ยกเลิกเจ้าหน้าที่ประจำห้องปฏิบัติการวิเคราะห์ จำนวน ๒ ราย
- ๑) นางสาวพาฤดี คุณนาน ทะเบียนเลขที่ ว- ๒๐๔-จ-๐๑๓๙
- ๒) นางสาวอรณิช เทียนดำ ทะเบียนเลขที่ ว- ๒๐๔-จ-๐๑๗๔

๒. ให้เปลี่ยนชื่อตัวและชื่อสกุลของเจ้าหน้าที่ประจำห้องปฏิบัติการวิเคราะห์ จากเดิม นายอาทิตย์ ศรีเสน เป็น นายรัฐธีร์ ทวีกิจวรพจน์ ทะเบียนเลขที่ ว-๒๐๔-จ-๐๐๔๘

อนึ่ง หนังสือฉบับนี้จะสิ้นอายุพร้อมหนังสือต่ออายุรับขึ้นทะเบียนห้องปฏิบัติการวิเคราะห์เอกชน ในวันที่ ๒ กันยายน ๒๕๖๙

จึงเรียนมาเพื่อทราบ

ขอแสดงความนับถือ

(นางสาวปัทมวรรณ คุณประเสริฐ)
ผู้อำนวยการกองวิจัยและเตือนภัยมลพิษโรงงาน
ปฏิบัติราชการแทนอธิบดีกรมโรงงานอุตสาหกรรม

กองวิจัยและเตือนภัยมลพิษโรงงาน
กลุ่มมาตรฐานวิธีการวิเคราะห์ทดสอบมลพิษและทะเบียนห้องปฏิบัติการ
โทร. ๐ ๒๔๓๐ ๖๓๑๒ ต่อ ๒๑๐๓-๕
โทรสาร ๐ ๒๔๓๐ ๖๓๑๒ ต่อ ๒๑๙๙
ไปรษณีย์อิเล็กทรอนิกส์ saraban@diw.mail.go.th

Green Industry "อุตสาหกรรมก้าวไกล ประเทศไทยก้าวหน้า ร่วมกันพัฒนา อุตสาหกรรมสีเขียว"

ที่ อก ๐๓๒๐/ ๗๙๓๘

กรมโรงงานอุตสาหกรรม
ถนนพระรามที่ ๖ แขวงทุ่งพญาไท
เขตราชเทวี กรุงเทพฯ ๑๐๔๐๐

๐๘ สิงหาคม ๒๕๖๗

เรื่อง ต่ออายุหนังสือรับขึ้นทะเบียนห้องปฏิบัติการวิเคราะห์เอกชน

เรียน กรรมการผู้จัดการ บริษัท เอแอลเอส แลบอราทอรี กรุ๊ป (ประเทศไทย) จำกัด

อ้างถึง คำขอขึ้นทะเบียน/ต่ออายุ/เปลี่ยนแปลงบุคลากร และชนิดสารมลพิษของห้องปฏิบัติการวิเคราะห์เอกชน ลงวันที่ ๒๗ พฤษภาคม ๒๕๖๗

สิ่งที่ส่งมาด้วย เอกสารแนบท้ายหนังสือต่ออายุรับขึ้นทะเบียนห้องปฏิบัติการวิเคราะห์เอกชน บริษัท เอแอลเอส แลบอราทอรี กรุ๊ป (ประเทศไทย) จำกัด จำนวน ๓ แผ่น

ตามคำขอที่อ้างถึง บริษัท เอแอลเอส แลบอราทอรี กรุ๊ป (ประเทศไทย) จำกัด ขอต่ออายุหนังสือรับขึ้นทะเบียนห้องปฏิบัติการวิเคราะห์เอกชน เลขทะเบียน ว-๓๒๓ สถานที่ตั้งเลขที่ ๖๑๖/๑๐ หมู่ที่ ๕ ตำบลแม่น้ำคู้ อำเภอปลวกแดง จังหวัดระยอง ต่อกรมโรงงานอุตสาหกรรม นั้น

กรมโรงงานอุตสาหกรรมพิจารณาแล้ว ให้บริษัท เอแอลเอส แลบอราทอรี กรุ๊ป (ประเทศไทย) จำกัด ต่ออายุหนังสือรับขึ้นทะเบียนห้องปฏิบัติการวิเคราะห์เอกชน โดยมีองค์ประกอบดังนี้

ก. ผู้ควบคุมห้องปฏิบัติการวิเคราะห์เอกชน

๑) นายเดช ช้างขน	ทะเบียนเลขที่ ว-๓๒๓-ค-๐๐๐๑
๒) นางวิลาวัณย์ บริรักษ์	ทะเบียนเลขที่ ว-๓๒๓-ค-๐๐๐๒
๓) นายสุพจน์ สลามเต๊ะ	ทะเบียนเลขที่ ว-๓๒๓-ค-๐๐๐๓

ข. เจ้าหน้าที่ห้องปฏิบัติการวิเคราะห์เอกชน

๑) นายณัฐพงษ์ เพ็งขาวนา	ทะเบียนเลขที่ ว-๓๒๓-จ-๐๐๐๑
๒) นางสาวกัลยทรรศน์ รักดี	ทะเบียนเลขที่ ว-๓๒๓-จ-๐๐๐๒
๓) นางสาวจุฑารัตน์ ลีทองหลาง	ทะเบียนเลขที่ ว-๓๒๓-จ-๐๐๐๓
๔) นางสาวจิตสุภา ประเทืองสุข	ทะเบียนเลขที่ ว-๓๒๓-จ-๐๐๐๔
๕) นายสรรเสริญ คุ่ยยกสุย	ทะเบียนเลขที่ ว-๓๒๓-จ-๐๐๐๕
๖) นายณัฐวุฒิ อถมพรมราช	ทะเบียนเลขที่ ว-๓๒๓-จ-๐๐๐๖
๗) นายจิตกร สีวะสา	ทะเบียนเลขที่ ว-๓๒๓-จ-๐๐๐๗
๘) นายสิทปวิชญ์ สุวรรณรัตน์	ทะเบียนเลขที่ ว-๓๒๓-จ-๐๐๐๘
๙) นายสิทธิพันธ์ เสนาชิว	ทะเบียนเลขที่ ว-๓๒๓-จ-๐๐๐๙
๑๐) นายอนุเวศน์ เตมา	ทะเบียนเลขที่ ว-๓๒๓-จ-๐๐๑๐
๑๑) นายสุรวิทย์ นราพงษ์	ทะเบียนเลขที่ ว-๓๒๓-จ-๐๐๑๑
๑๒) นายณัฐพล เจียงวรีวงศ์	ทะเบียนเลขที่ ว-๓๒๓-จ-๐๐๑๓
๑๓) นายชานนท์ บุญชื่น	ทะเบียนเลขที่ ว-๓๒๓-จ-๐๐๑๔
๑๔) นายณัฐกานต์ วงศ์อินทร์อยู่	ทะเบียนเลขที่ ว-๓๒๓-จ-๐๐๑๕
๑๕) นายอานนท์ โพธิ์พระทอง	ทะเบียนเลขที่ ว-๓๒๓-จ-๐๐๑๖

๑๖) นายณัชพล...

๑๖) นายณัชพล ถ้ำกลาง	ทะเบียนเลขที่ ว-๓๒๓-จ-๐๐๑๗
๑๗) นายศุภณัฐ พิสัยพันธ์	ทะเบียนเลขที่ ว-๓๒๓-จ-๐๐๑๘
๑๘) นายวสันต์ คินันติ	ทะเบียนเลขที่ ว-๓๒๓-จ-๐๐๑๙
๑๙) นายวรัญญู ฉิมพาลี	ทะเบียนเลขที่ ว-๓๒๓-จ-๐๐๒๐
๒๐) นายศุภณัฐ สกุลกิตติมศักดิ์	ทะเบียนเลขที่ ว-๓๒๓-จ-๐๐๒๑
๒๑) นายเอกชัย ถันทอง	ทะเบียนเลขที่ ว-๓๒๓-จ-๐๐๒๒
๒๒) นายพงษ์เทพ สิทธิเลาะ	ทะเบียนเลขที่ ว-๓๒๓-จ-๐๐๒๓
๒๓) นายทินกร กุมภาษี	ทะเบียนเลขที่ ว-๓๒๓-จ-๐๐๒๔
๒๔) นางสาวนันทิยา เบญจขันธ์	ทะเบียนเลขที่ ว-๓๒๓-จ-๐๐๒๕
๒๕) นายสิทธิชัย ยันพิมาย	ทะเบียนเลขที่ ว-๓๒๓-จ-๐๐๒๖
๒๖) นางสาวปภาณิน หลอดทอง	ทะเบียนเลขที่ ว-๓๒๓-จ-๐๐๒๗
๒๗) นางสาวพจนา สีดา	ทะเบียนเลขที่ ว-๓๒๓-จ-๐๐๒๘
๒๘) นางสาวธนิตา กุลศิริวงศ์	ทะเบียนเลขที่ ว-๓๒๓-จ-๐๐๒๙
๒๙) นายพิทยา ทองแดง	ทะเบียนเลขที่ ว-๓๒๓-จ-๐๐๓๐
๓๐) นางสาวชลธิชา สุขงกช	ทะเบียนเลขที่ ว-๓๒๓-จ-๐๐๓๑
๓๑) ว่าที่ร้อยตรี รณชัย ม่วงมา	ทะเบียนเลขที่ ว-๓๒๓-จ-๐๐๓๒
๓๒) นายวราวุฒิ พับพา	ทะเบียนเลขที่ ว-๓๒๓-จ-๐๐๓๓
๓๓) นายศักดิ์นรินทร์ จรัสกาย	ทะเบียนเลขที่ ว-๓๒๓-จ-๐๐๓๔
๓๔) นายสุรศักดิ์ สาชิน	ทะเบียนเลขที่ ว-๓๒๓-จ-๐๐๓๕
๓๕) นายสถาพร ถาแก้ว	ทะเบียนเลขที่ ว-๓๒๓-จ-๐๐๓๖
๓๖) นายสุทธิ์ดำรง โชคปิตินันท์	ทะเบียนเลขที่ ว-๓๒๓-จ-๐๐๓๗
๓๗) นายวัลลภ หันไชยเนาว์	ทะเบียนเลขที่ ว-๓๒๓-จ-๐๐๓๘
๓๘) นางสาววนาลี เหรียญตระกูล	ทะเบียนเลขที่ ว-๓๒๓-จ-๐๐๓๙
๓๙) นายธนะสิทธิ์ วงศ์ษาไชย	ทะเบียนเลขที่ ว-๓๒๓-จ-๐๐๔๐
๔๐) นายชัยนุสรณ์ เลิศนันทกุลชัย	ทะเบียนเลขที่ ว-๓๒๓-จ-๐๐๔๑
๔๑) นายสัจจา เพ็ชรแสวง	ทะเบียนเลขที่ ว-๓๒๓-จ-๐๐๔๒
๔๒) นายกัณตภณ มณีสัมพันธ์	ทะเบียนเลขที่ ว-๓๒๓-จ-๐๐๔๓
๔๓) นายธารินทร์ อ๊อกจันดา	ทะเบียนเลขที่ ว-๓๒๓-จ-๐๐๔๔
๔๔) นายศุภชัย วงศ์สุริย์ฉาย	ทะเบียนเลขที่ ว-๓๒๓-จ-๐๐๔๕
๔๕) นายไสว ต้นโพธิ์	ทะเบียนเลขที่ ว-๓๒๓-จ-๐๐๔๖
๔๖) นางสาวกิตติยา สัญญาอริยาภรณ์	ทะเบียนเลขที่ ว-๓๒๓-จ-๐๐๔๗
๔๖) นางสาวอิดารัตน์ ศิริมังคะโร	ทะเบียนเลขที่ ว-๓๒๓-จ-๐๐๔๘
๔๗) นายพิพัฒน์ นิภัทร์เศรษฐ์	ทะเบียนเลขที่ ว-๓๒๓-จ-๐๐๔๙
๔๘) นายศิริวิทย์ เรืองสม	ทะเบียนเลขที่ ว-๓๒๓-จ-๐๐๕๐
๔๙) นายปาราเมศ สัตยาคุณ	ทะเบียนเลขที่ ว-๓๒๓-จ-๐๐๕๑
๕๐) นายนฤนาท ธรรมสะโร	ทะเบียนเลขที่ ว-๓๒๓-จ-๐๐๕๒
๕๑) นางสาวศุภรัตน์ โสจันทร์	ทะเบียนเลขที่ ว-๓๒๓-จ-๐๐๕๓

๕๒) นายพชรกร...

๕๒) นายพชรกร เจิ้งเจริญ	ทะเบียนเลขที่ ว-๓๒๓-จ-๐๐๕๔
๕๓) นายทิวากร เชื้อมาก	ทะเบียนเลขที่ ว-๓๒๓-จ-๐๐๕๕
๕๔) นายอนุรักษ์ ทองขจรศักดา	ทะเบียนเลขที่ ว-๓๒๓-จ-๐๐๕๖
๕๕) นายอภิชาติ วิลาศ	ทะเบียนเลขที่ ว-๓๒๓-จ-๐๐๕๗
๕๖) นายจรัสระวี ศรีรักษา	ทะเบียนเลขที่ ว-๓๒๓-จ-๐๐๕๘
๕๘) นายประสานมิตร เชื่อนเพชร	ทะเบียนเลขที่ ว-๓๒๓-จ-๐๐๕๙
๕๙) นายภานุวัฒน์ วังบง	ทะเบียนเลขที่ ว-๓๒๓-จ-๐๐๖๐
๖๐) นายสันติ ชัยชนะ	ทะเบียนเลขที่ ว-๓๒๓-จ-๐๐๖๑
๖๑) นายทินกร กุลชาติ	ทะเบียนเลขที่ ว-๓๒๓-จ-๐๐๖๒

ค. ขอบข่ายชนิดสารมลพิษที่ได้รับขึ้นทะเบียนให้วิเคราะห์ในน้ำเสีย น้ำใต้ดิน อากาศเสีย ตามสิ่งที่ส่งมาด้วย

หนังสือฉบับนี้จะหมดอายุในวันที่ ๒๘ มิถุนายน ๒๕๗๑ หากประสงค์จะต่ออายุหนังสือรับขึ้นทะเบียนห้องปฏิบัติการวิเคราะห์เอกชน ให้ยื่นคำขอต่ออายุพร้อมเอกสารประกอบคำขอต่อกรมโรงงานอุตสาหกรรมภายใน ๖๐ วัน ก่อนวันสิ้นอายุของหนังสือรับขึ้นทะเบียนห้องปฏิบัติการวิเคราะห์เอกชน

จึงเรียนมาเพื่อทราบ

ขอแสดงความนับถือ

(นายพรยศ กลันกรอง)
รองอธิบดี ปฏิบัติราชการแทน
อธิบดีกรมโรงงานอุตสาหกรรม

ศูนย์วิจัยและเตือนภัยมลพิษโรงงานภาคตะวันออก
โทร. ๐ ๓๓๑๓ ๖๐๕๙ ต่อ ๕๐๑๓-๒
ไปรษณีย์อิเล็กทรอนิกส์ eirw@diw.mail.go.th

เอกสารแนบท้ายหนังสือเปลี่ยนแปลงสารมลพิษของห้องปฏิบัติการวิเคราะห์เอกชน
บริษัท เอแอลเอส แลบอราทอรี กรุ๊ป (ประเทศไทย) จำกัด เลขทะเบียน ว-๓๒๓
ที่ อก ๐๓๒๐/ ๗๙๓๘ ลงวันที่ ๐๘ สิงหาคม ๒๕๖๗

ขอบข่ายสารมลพิษที่ได้รับขึ้นทะเบียนจากกรมโรงงานอุตสาหกรรม จำนวน ๒๔ รายการ

น้ำเสีย จำนวน 14 รายการ

ลำดับที่	สารมลพิษ	วิธีวิเคราะห์
1	Biochemical Oxygen Demand	1) 5-Day BOD Test, Membrane Electrode Method[2] 2) 5-Day BOD Test, Azide Modification Method[2]
2	Chemical Oxygen Demand	1) Open Reflux, Titrimetric Method[2] 2) Closed Reflux, Colorimetric Method[2] 3) Closed Reflux, Titrimetric Method[2]
3	Color	ADMI Weighted-Ordinate Spectrophotometric Method[2]
4	Cyanide	Distillation, Colorimetric Method[2]
5	Formaldehyde	Distillation, Colorimetric Method[1]
6	Free Chlorine	DPD Ferrous Titrimetric Method[2]
7	Oil and Grease	Liquid-Liquid, Partition-Gravimetric Method[2]
8	pH	Electrometric Method[2]
9	Phenols	1) Distillation, Chloroform Extraction Method[2] 2) Distillation, Direct Photometric Method[2]
10	Sulfide	ZnS Precipitation, Iodometric Method[2]
11	Temperature	Field Method[2]
12	Total Dissolved Solids	Dried at 180 ^{o}C [2]
13	Total Kjeldahl Nitrogen	Semi-Macro Kjeldahl Method[2]
14	Total Suspended Solids	Dried at 103-105 ^{o}C[2]

น้ำใต้ดิน จำนวน 3 รายการ

ลำดับที่	สารมลพิษ	วิธีวิเคราะห์
1	Cyanide	Distillation, Colorimetric Method[2]
2	pH	Electrometric Method[2]
3	Phenols	Distillation, Direct Photometric Method[2]

อากาศเสีย...

อากาศเสีย (ปล่องระบาย) จำนวน 7 รายการ

ลำดับที่	สารมลพิษ	วิธีวิเคราะห์
1	Carbon Monoxide	1) Sampling Bag, Non-Dispersive Infrared Method[5] 2) Instrumental Analyzer Method[9]
2	Hydrogen Sulfide	Absorption Sampling, Iodometric Method[5]
3	Opacity	Ringelmann's Method[3,4]
4	Oxide of Nitrogen	1) Absorption Sampling, Phenoldisulfonic Acid Method[8] 2) Instrumental Analyzer Method[10]
5	Sulfur Dioxide	1) Absorption Sampling, Barium-Thorin Titrimetric Acid Method[5] 2) Instrumental Analyzer Method[11]
6	Sulfuric Acid	Isokinetic Sampling, Barium -- Titrimetric Method[6]
7	Total Suspended Particulate	Isokinetic Sampling, Gravimetric Method[7]

เอกสารอ้างอิง

1. ธงชัย พรรณสวัสดิ์ และวิบูลย์ลักษณ์ วิสุทธิศักดิ์, บรรณาธิการ. (2547) คู่มือวิเคราะห์น้ำเสีย. พิมพ์ครั้งที่ 4. กรุงเทพฯ: สมาคมวิศวกรรมสิ่งแวดล้อมแห่งประเทศไทย.

2. APHA, AWWA, WEF. **Standard Methods for the Examination of Water and Wastewater**. 24th ed. Washington, DC : APHA, 2023

3. กระทรวงอุตสาหกรรม. ประกาศกระทรวงอุตสาหกรรม, พ.ศ. 2549. เรื่อง กำหนดค่าปริมาณเขม่าควันที่เจือปนในอากาศที่ระบายออกจากปล่องของหม้อน้ำโรงสีข้าวที่ใช้แกลบเป็นเชื้อเพลิง. **ราชกิจจานุเบกษา**. 4 ธันวาคม 2549. เล่มที่ 123 ตอนพิเศษ 125ง

4. กระทรวงอุตสาหกรรม. ประกาศกระทรวงอุตสาหกรรม, พ.ศ. 2549. เรื่อง กำหนดค่าปริมาณเขม่าควันที่เจือปนในอากาศที่ระบายออกจากปล่องของหม้อน้ำของโรงงาน. **ราชกิจจานุเบกษา**. 4 ธันวาคม 2549. เล่มที่ 123 ตอนพิเศษ 125ง

5. United States Environmental Protection Agency. **Standards of Performance for New Stationary Sources**. 40 CFR 60. Appendix A, 2017.

6. United States Environmental Protection Agency. **Standards of Performance for New Stationary Sources**. 40 CFR 60. Appendix A, 2019.

7.United States...

7. United States Environmental Protection Agency. **Standards of Performance for New Stationary Sources**. 40 CFR 60. Appendix A, 2020.

8. United States Environmental Protection Agency. **Standards of Performance for New Stationary Sources**. 40 CFR 60. Appendix A, 2023.

9. United States Environmental Protection Agency. **Determination of Carbon Monoxide Emission from Stationary Sources; Instrumental Analyzer Procedure.** 40 CFR 60. Appendix A Method 10, 2017.

10. United States Environmental Protection Agency. **Determination of Oxide of Nitrogen Emission from Stationary Sources; Instrumental Analyzer Procedure.** 40 CFR 60. Appendix A Method 7E, 2023.

11. United States Environmental Protection Agency. **Determination of Sulfur dioxide Emission from Stationary Sources; Instrumental Analyzer Procedure.** 40 CFR 60. Appendix A Method 6C, 2017.

ที่ อก ๐๓๒๐/ ๑๐๐๙๙

กรมโรงงานอุตสาหกรรม
ถนนพระรามที่ ๖ แขวงทุ่งพญาไท
เขตราชเทวี กรุงเทพฯ ๑๐๔๐๐

๐๔ ตุลาคม ๒๕๖๗

เรื่อง แก้ไขรายชื่อเจ้าหน้าที่ห้องปฏิบัติการวิเคราะห์เอกชน

เรียน กรรมการผู้จัดการ บริษัท เอแอลเอส แลบอราทอรี กรุ๊ป (ประเทศไทย) จำกัด

อ้างถึง หนังสือ บริษัท เอแอลเอส แลบอราทอรี กรุ๊ป (ประเทศไทย) จำกัด เลขที่ Env 2024/005 ลงวันที่ ๓๐ สิงหาคม ๒๕๖๗

ตามหนังสือที่อ้างถึง บริษัท เอแอลเอส แลบอราทอรี กรุ๊ป (ประเทศไทย) จำกัด ห้องปฏิบัติการวิเคราะห์เอกชน เลขทะเบียน ว-๓๒๓ สถานที่ตั้งเลขที่ ๖๑๖/๑๐ หมู่ที่ ๕ ตำบลแม่น้ำคู้ อำเภอปลวกแดง จังหวัดระยอง ขอแก้ไขชื่อเจ้าหน้าที่ห้องปฏิบัติการวิเคราะห์เอกชน เนื่องจากมีความคลาดเคลื่อน ความละเอียดแจ้งแล้ว นั้น

กรมโรงงานอุตสาหกรรม ได้รับทราบและดำเนินการแก้ไขรายชื่อเจ้าหน้าที่ห้องปฏิบัติการวิเคราะห์เอกชน จำนวน ๕ ราย ตามที่แจ้งเรียบร้อยแล้ว เป็นดังนี้

ลำดับที่ ๒๗ นางพจนา สีดา
ลำดับที่ ๒๘ นางสาวธนิดา กุลสุริวงศ์
ลำดับที่ ๓๐ นางชลธิชา สุขงกช
ลำดับที่ ๓๖ นายสุทธิ์ดำรงค์ โชคปิตินันท์
ลำดับที่ ๔๒ นายกันตภณ มณีสัมพันธ์

จึงเรียนมาเพื่อทราบ

ขอแสดงความนับถือ

(นายพรยศ กลั่นกรอง)
รองอธิบดี ปฏิบัติราชการแทน
อธิบดีกรมโรงงานอุตสาหกรรม

ศูนย์วิจัยและเตือนภัยมลพิษโรงงานภาคตะวันออก
โทร. ๐ ๓๓๑๓ ๖๐๕๙ ต่อ ๕๐๐๑-๒
ไปรษณีย์อิเล็กทรอนิกส์ eirw@diw.mail.go.th

ที่ อก ๐๓๑๐(๓)/ ๕๒๔๖

กรมโรงงานอุตสาหกรรม
ถนนพระรามที่ ๖ แขวงทุ่งพญาไท
เขตราชเทวี กรุงเทพฯ ๑๐๔๐๐

๒๐ พฤษภาคม ๒๕๖๘

เรื่อง ยกเลิกบุคลากรของห้องปฏิบัติการวิเคราะห์

เรียน กรรมการผู้จัดการ บริษัท เอแอลเอส แลบอราทอรี กรุ๊ป (ประเทศไทย) จำกัด

อ้างถึง คำขอขึ้นทะเบียน/ต่ออายุ/เปลี่ยนแปลงบุคลากร และขนิดสารมลพิษของห้องปฏิบัติการวิเคราะห์เอกชน ลงวันที่ ๑๐ เมษายน ๒๕๖๘

ตามคำขอที่อ้างถึง บริษัท เอแอลเอส แลบอราทอรี กรุ๊ป (ประเทศไทย) จำกัด ห้องปฏิบัติการวิเคราะห์เอกชน เลขทะเบียน ว-๓๒๓ สถานที่ตั้งเลขที่ ๖๑๖/๑๐ หมู่ที่ ๕ ตำบลแม่น้ำคู้ อำเภอปลวกแดง จังหวัดระยอง ขอยกเลิกบุคลากร ความละเอียดแจ้งแล้ว นั้น

กรมโรงงานอุตสาหกรรมพิจารณาแล้ว ให้ยกเลิกเจ้าหน้าที่ห้องปฏิบัติการวิเคราะห์เอกชน จำนวน ๑ ราย ได้แก่ นายปาราเมศ สัตยาคุณ ทะเบียนเลขที่ ว-๓๒๓-จ-๐๐๕๑

จึงเรียนมาเพื่อทราบ

ขอแสดงความนับถือ

(นายประสม ดำรงพงษ์)
ผู้อำนวยการกองวิจัยและเตือนภัยมลพิษโรงงาน
ปฏิบัติราชการแทนอธิบดีกรมโรงงานอุตสาหกรรม

ศูนย์วิจัยและเตือนภัยมลพิษโรงงานภาคตะวันออก
โทร. ๐ ๓๓๑๓ ๖๐๕๙ ต่อ ๕๐๐๑-๒
ไปรษณีย์อิเล็กทรอนิกส์ eirw@diw.mail.go.th

ที่ อก ๐๓๑๐(๓)/ ๕๔๐๙

กรมโรงงานอุตสาหกรรม
ถนนพระรามที่ ๖ แขวงทุ่งพญาไท
เขตราชเทวี กรุงเทพฯ ๑๐๔๐๐

๒๗ พฤษภาคม ๒๕๖๘

เรื่อง เปลี่ยนแปลงชื่อ-สกุลบุคลากรของห้องปฏิบัติการวิเคราะห์

เรียน กรรมการผู้จัดการ บริษัท เอแอลเอส แลบอราทอรี กรุ๊ป (ประเทศไทย) จำกัด

อ้างถึง คำขอขึ้นทะเบียน/ต่ออายุ/เปลี่ยนแปลงบุคลากร และชนิดสารมลพิษของห้องปฏิบัติการวิเคราะห์เอกชน ลงวันที่ ๑๕ พฤษภาคม ๒๕๖๘

ตามคำขอที่อ้างถึง บริษัท เอแอลเอส แลบอราทอรี กรุ๊ป (ประเทศไทย) จำกัด ห้องปฏิบัติการวิเคราะห์เอกชน เลขทะเบียน ว-๓๒๓ สถานที่ตั้งเลขที่ ๖๑๖/๑๐ หมู่ที่ ๕ ตำบลแม่น้ำคู้ อำเภอปลวกแดง จังหวัดระยอง ขอเปลี่ยนแปลงชื่อ-สกุลบุคลากร ความละเอียดแจ้งแล้ว นั้น

กรมโรงงานอุตสาหกรรมพิจารณาแล้ว ให้เปลี่ยนแปลงชื่อ-สกุลบุคลากร จำนวน ๑ ราย จากนายธนะสิทธิ์ วงศ์ษาไชย เป็น นายอมลวิชญ์ วงศ์ษาไชย

จึงเรียนมาเพื่อทราบ

ขอแสดงความนับถือ

(นายประสม ดำรงพงษ์)
ผู้อำนวยการกองวิจัยและเตือนภัยมลพิษโรงงาน
ปฏิบัติราชการแทนอธิบดีกรมโรงงานอุตสาหกรรม

ศูนย์วิจัยและเตือนภัยมลพิษโรงงานภาคตะวันออก
โทร. ๐ ๓๓๑๓ ๖๐๕๙ ต่อ ๕๐๐๑-๒
ไปรษณีย์อิเล็กทรอนิกส์ eirw@diw.mail.go.th

Green Industry "อุตสาหกรรมก้าวไกล ประเทศไทยก้าวหน้า ร่วมกันพัฒนา อุตสาหกรรมสีเขียว"

ที่ อก ๐๓๑๐(๓)/ ๙๗๖๔

กรมโรงงานอุตสาหกรรม
ถนนพระรามที่ ๖ แขวงทุ่งพญาไท
เขตราชเทวี กรุงเทพฯ ๑๐๔๐๐

๐๒ ธันวาคม ๒๕๖๘

เรื่อง เปลี่ยนแปลงสารมลพิษที่วิเคราะห์

เรียน กรรมการผู้จัดการ บริษัท เอแอลเอส แลบอราทอรี กรุ๊ป (ประเทศไทย) จำกัด

อ้างถึง คำขอขึ้นทะเบียน/ต่ออายุ/เปลี่ยนแปลงบุคลากร และชนิดสารมลพิษของห้องปฏิบัติการวิเคราะห์เอกชน ลงวันที่ ๓๑ ตุลาคม ๒๕๖๘

สิ่งที่ส่งมาด้วย เอกสารแนบท้ายหนังสือเปลี่ยนแปลงสารมลพิษที่วิเคราะห์ บริษัท เอแอลเอส แลบอราทอรี กรุ๊ป (ประเทศไทย) จำกัด จำนวน ๒ แผ่น

ตามคำขอที่อ้างถึง บริษัท เอแอลเอส แลบอราทอรี กรุ๊ป (ประเทศไทย) จำกัด ห้องปฏิบัติการวิเคราะห์เอกชน เลขทะเบียน ว-๓๒๓ สถานที่ตั้งเลขที่ ๖๑๖/๑๐ หมู่ที่ ๕ ตำบลแม่น้ำคู้ อำเภอปลวกแดง จังหวัดระยอง ขอเปลี่ยนแปลงสารมลพิษที่วิเคราะห์ ต่อกรมโรงงานอุตสาหกรรม นั้น

กรมโรงงานอุตสาหกรรมพิจารณาแล้ว ให้บริษัท เอแอลเอส แลบอราทอรี กรุ๊ป (ประเทศไทย) จำกัด เพิ่มขอบข่ายชนิดสารมลพิษที่วิเคราะห์ในน้ำเสีย และน้ำใต้ดิน ตามสิ่งที่ส่งมาด้วย

อนึ่ง หนังสือฉบับนี้จะสิ้นอายุพร้อมหนังสือต่ออายุรับขึ้นทะเบียนห้องปฏิบัติการวิเคราะห์เอกชน ในวันที่ ๒๘ มิถุนายน ๒๕๗๑

จึงเรียนมาเพื่อทราบ

ขอแสดงความนับถือ

(นางสาวปัทมวรรณ คุณประเสริฐ)
ผู้อำนวยการกองวิจัยและเตือนภัยมลพิษโรงงาน
ปฏิบัติราชการแทนอธิบดีกรมโรงงานอุตสาหกรรม

กองวิจัยและเตือนภัยมลพิษโรงงาน
ศูนย์วิจัยและเตือนภัยมลพิษโรงงานภาคตะวันออก
โทร. ๐ ๓๓๑๓ ๖๐๕๙ ต่อ ๕๐๐๑-๒
ไปรษณีย์อิเล็กทรอนิกส์ eirw@diw.mail.go.th

Green Industry "อุตสาหกรรมก้าวไกล ประเทศไทยก้าวหน้า ร่วมกันพัฒนา อุตสาหกรรมสีเขียว"

เอกสารแนบท้ายหนังสือเปลี่ยนแปลงสารมลพิษที่วิเคราะห์
บริษัท เอแอลเอส แลบอราทอรี กรุ๊ป (ประเทศไทย) จำกัด เลขทะเบียน ว-๓๒๓
ที่ อก ๐๓๑๐(๓)/ ๙๗๖๔ ลงวันที่ ๐๒ ธันวาคม ๒๕๖๘

ขอบข่ายสารมลพิษที่ได้รับขึ้นทะเบียนจากกรมโรงงานอุตสาหกรรม จำนวน ๒๓ รายการ

น้ำเสีย จำนวน 13 รายการ

ลำดับที่	สารมลพิษ	วิธีวิเคราะห์
1	Arsenic	Digestion, Inductively Coupled Plasma Method
2	Barium	Digestion, Inductively Coupled Plasma Method
3	Cadmium	Digestion, Inductively Coupled Plasma Method
4	Chromium	Digestion, Inductively Coupled Plasma Method
5	Copper	Digestion, Inductively Coupled Plasma Method
6	Hexavalent Chromium	Colorimetric Method
7	Lead	Digestion, Inductively Coupled Plasma Method
8	Manganese	Digestion, Inductively Coupled Plasma Method
9	Mercury	Digestion, Cold-Vapor Atomic Absorption Spectrometric Method
10	Nickel	Digestion, Inductively Coupled Plasma Method
11	Selenium	Digestion, Inductively Coupled Plasma Method
12	Trivalent Chromium	Calculation
13	Zinc	Digestion, Inductively Coupled Plasma Method

น้ำใต้ดิน จำนวน 20 รายการ

ลำดับที่	สารมลพิษ	วิธีวิเคราะห์
1	Aluminum	Digestion, Inductively Coupled Plasma Method
2	Antimony	Digestion, Inductively Coupled Plasma Method
3	Arsenic	Digestion, Inductively Coupled Plasma Method
4	Barium	Digestion, Inductively Coupled Plasma Method
5	Beryllium	Digestion, Inductively Coupled Plasma Method
6	Cadmium	Digestion, Inductively Coupled Plasma Method
7	Chromium	Digestion, Inductively Coupled Plasma Method
8	Chromium (III)	Calculation
9	Chromium (VI)	Colorimetric Method
10	Copper	Digestion, Inductively Coupled Plasma Method

11 Lead ...

ลำดับที่	สารมลพิษ	วิธีวิเคราะห์
11	Iron	Digestion, Inductively Coupled Plasma Method
12	Lead	Digestion, Inductively Coupled Plasma Method
13	Manganese	Digestion, Inductively Coupled Plasma Method
14	Mercury	Digestion Cold-Vapor Atomic Absorption Spectrometric Method
15	Molybdenum	Digestion, Inductively Coupled Plasma Method
16	Nickel	Digestion, Inductively Coupled Plasma Method
17	Selenium	Digestion, Inductively Coupled Plasma Method
18	Silver	Digestion, Inductively Coupled Plasma Method
19	Vanadium	Digestion, Inductively Coupled Plasma Method
20	Zinc	Digestion, Inductively Coupled Plasma Method

เอกสารอ้างอิง

APHA, AWWA, WEF. **Standard Methods for the Examination of Water and Wastewater**. 24th ed. Washington, DC: APHA, 2023.



ที่ อก ๐๓๑๐(๓)/ ๑๗๗๘

กรมโรงงานอุตสาหกรรม
ถนนพระรามที่ ๖ แขวงทุ่งพญาไท
เขตราชเทวี กรุงเทพฯ ๑๐๔๐๐

๐๖ มีนาคม ๒๕๖๙

เรื่อง เปลี่ยนแปลงบุคลากรของห้องปฏิบัติการวิเคราะห์

เรียน กรรมการผู้จัดการ บริษัท เอแอลเอส แลบอราทอรี กรุ๊ป (ประเทศไทย) จำกัด

อ้างถึง คำขอขึ้นทะเบียน/ต่ออายุ/เปลี่ยนแปลงบุคลากร และขนิดสารมลพิษของห้องปฏิบัติการวิเคราะห์เอกชน ลงวันที่ ๖ กุมภาพันธ์ ๒๕๖๙

ตามคำขอที่อ้างถึง บริษัท เอแอลเอส แลบอราทอรี กรุ๊ป (ประเทศไทย) จำกัด ห้องปฏิบัติการวิเคราะห์เอกชน เลขทะเบียน ว-๓๒๓ สถานที่ตั้งเลขที่ ๖๑๖/๑๐ หมู่ที่ ๕ ตำบลแม่น้ำคู้ อำเภอปลวกแดง จังหวัดระยอง ขอเปลี่ยนแปลงบุคลากร ความละเอียดแจ้งแล้ว นั้น

กรมโรงงานอุตสาหกรรมพิจารณาแล้ว ให้เพิ่มเจ้าหน้าที่ห้องปฏิบัติการวิเคราะห์เอกชน จำนวน ๗ ราย ได้แก่

๑) นายอนวัช คงปลิก	ทะเบียนเลขที่ ว-๓๒๓-จ-๐๐๖๓
๒) นายธนาธิป อิติวุตตา	ทะเบียนเลขที่ ว-๓๒๓-จ-๐๐๖๔
๓) นายเฉลิมชัย บุญชุบ	ทะเบียนเลขที่ ว-๓๒๓-จ-๐๐๖๕
๔) นางสาววิจิตรา งามเสงี่ยม	ทะเบียนเลขที่ ว-๓๒๓-จ-๐๐๖๖
๕) นางสาวลลิตา คำสมัย	ทะเบียนเลขที่ ว-๓๒๓-จ-๐๐๖๗
๖) นางสาวปทิตตา ชูตินันท์	ทะเบียนเลขที่ ว-๓๒๓-จ-๐๐๖๘
๗) นายปฏิญญา ปานทองทา	ทะเบียนเลขที่ ว-๓๒๓-จ-๐๐๖๙

อนึ่ง หนังสือฉบับนี้จะสิ้นอายุพร้อมหนังสือต่ออายุรับขึ้นทะเบียนห้องปฏิบัติการวิเคราะห์เอกชน ในวันที่ ๒๘ มิถุนายน ๒๕๗๑

จึงเรียนมาเพื่อทราบ

ขอแสดงความนับถือ

(นายศิระ จันทร์เฉิด)
นักวิทยาศาสตร์เชี่ยวชาญ รักษาราชการแทน
ผู้อำนวยการกองวิจัยและเตือนภัยมลพิษโรงงาน
ปฏิบัติราชการแทนอธิบดีกรมโรงงานอุตสาหกรรม

กองวิจัยและเตือนภัยมลพิษโรงงาน
ศูนย์วิจัยและเตือนภัยมลพิษโรงงานภาคตะวันออก
โทร. ๐ ๓๓๑๓ ๖๐๕๙ ต่อ ๕๐๐๑-๒
ไปรษณีย์อิเล็กทรอนิกส์ eirw@diw.mail.go.th

Green Industry
"อุตสาหกรรมก้าวไกล ประเทศไทยก้าวหน้า ร่วมกันพัฒนา อุตสาหกรรมสีเขียว"